



**ONE NATION.
ONE TEAM.**

**2020 U.S. MEN'S NATIONAL TEAM
MEDIA GUIDE**

TABLE OF CONTENTS

U.S. MEN'S NATIONAL TEAM

- 2 USMNT General Manager Brian McBride
- 4 USMNT Head Coach Gregg Berhalter
- 6 USMNT Coaching Staff
- 11 U.S. Men's National Team Player Pool
- 14 USMNT Headshots
- 14 Player Bios

41 USMNT HISTORY

- 42 2019 Final Stats
- 43 2019 Final Results
- 44 Statistics 2019-1991
- 58 All-Time Results
- 70 All-Time Lineups
- 88 All-Time Head Coaches
- 88 All-Time Head-to-Head Results
- 95 Venues & Stadiums by State
- 108 Year-by-Year Record

109 ALL-TIME RECORDS

- 110 All-Time Player Caps
- 117 All-Time Player Register
- 138 All-Time Individual Leaders
- 140 All-Time Attendance Records
- 144 All-Time Team Records
- 148 All-Time Miscellaneous Records

151 USMNT WORLD CUP HISTORY

- 152 All-Time MNT World Cup Results
- 158 All-Time MNT Player Stats
- 164 All-Time MNT World Cup Caps
- 165 All-Time MNT World Cup Leaders
- 166 Past World Cup Results & History
- 167 All-Time MNT World Cup Qualifying Caps
- 169 All-Time MNT World Cup Qualifying Goals

171 USMNT PROGRAMS

- 172 Under-23 Men's National Team
- 176 Under-20 Men's National Team
- 185 Under-19 Men's National Team
- 187 Under-18 Men's National Team
- 189 Under-17 Men's National Team
- 198 Nike International Friendlies
- 199 Under-16 Boys' National Team
- 201 Under-15 Boys' National Team

- 206 Under-14 Boys' National ID Program
- 207 Development Academy
- 208 U.S. Soccer Director of Talent ID – Boys
- 208 Talent ID Managers
- 209 YNT Identification Centers
- 210 U.S. Beach Soccer National Team
- 212 U.S. Futsal National Team
- 220 U.S. Para 7-a-Side National Soccer Team

223 COMPETITIONS

- 224 FIFA World Championships
- 228 FIFA Confederations Cup
- 231 Copa America
- 232 Concacaf Gold Cup
- 244 U.S. Olympic History
- 254 Pan-Am Games
- 256 Lamar Hunt U.S. Open Cup

263 U.S. SOCCER HISTORY & INFORMATION

- 264 U.S. Soccer President Cindy Parlow Cone
- 265 U.S. Soccer CEO / Sec. Gen. Will Wilson
- 266 U.S. Soccer Board of Directors / Past Presidents
- 267 Referee Program
- 269 Coaching Department
- 271 U.S. Soccer National Training Center
- 272 U.S. Soccer Development Fund
- 273 U.S. Soccer Foundation
- 274 National Soccer Hall of Fame
- 278 Soccer Participation
- 279 TV Information
- 281 FIFA
- 282 Concacaf
- 284 Leagues & Affiliates
- 288 U.S. Soccer House
- 290 U.S. Soccer Timeline
- 301 U.S. Soccer Players of the Year
- 305 All Time Team & Individual Awards
- 308 Best of U.S. Soccer Awards

311 MEDIA INFORMATION

- 312 U.S. Soccer Communications Contact Info
- 313 Media Guidelines
- 344 Important Phone Numbers

319 U.S. MNT BIO APPENDIX

U.S. SOCCER 2020 MEN'S NATIONAL TEAM MEDIA GUIDE

The 2020 U.S. Men's National Team Media Guide is a publication of the U.S. Soccer Communications Department. Data in this book is current through Jan. 1, 2020. If you have the MNT version of the guide and would like a copy of the WNT version, please contact the U.S. Soccer Communications Department at media@ussoccer.org or 312-808-1300. A digital version of the media guide is available at ussoccer.com.

U.S. SOCCER COMMUNICATIONS DEPARTMENT: MC Barrett, Logan Buckley, Neil Buethe, Jeff Crandall, Ilyanna Gutierrez, Aaron Heifetz, Michael Kammarman, Chris Kennedy

U.S. SOCCER VIDEO DEPARTMENT: Jen Buglio, Nick Burton, Andy Sevcik

PHOTOGRAPHY MANAGER FOR U.S. SOCCER: John Todd / International Sports Images

MNT PHOTOGRAPHER: John Dorton

COVER DESIGN: Stoneward

INTERIOR DESIGN & LAYOUT: Ron Logan

PRINTING: ABC Printing; Dean Papa; Chicago, Ill.



BRIAN McBRIDE

General Manager: U.S. Men's National Team

Born: June 19, 1972

Hometown: Arlington Heights, Illinois

A native of Arlington Heights, Ill., former U.S. Men's National Team striker and three-time World Cup veteran Brian McBride was appointed as the team's second General Manager on Jan. 10, 2020. A 2014 inductee to the National Soccer Hall of Fame, McBride became the first USMNT player to score in multiple FIFA World Cups and is one of just 11 to play in three different tournaments. The striker also had a standout 17-year club career in the United States, Germany and England, with his time at English Premier League side Fulham serving as one of the most impressive tenures by a U.S. player with a European club.

In an international career defined by hard work and pivotal goals, McBride earned 95 caps for the USMNT from 1993-2006 and represented the United States at the 1998, 2002 and 2006 FIFA World Cups. The target striker scored the USA's lone goal at France '98 and went on to become the first USMNT player to score in multiple World Cups when put the USA up 3-0 against Portugal, setting the stage for one of the most significant goals in team history when he bagged the game-winner against Mexico in the 2-0 shutout victory in the 2002 World Cup Round of 16.

Having represented the United States at eight senior international tournaments, McBride won the Most Valuable Player award and the Golden Boot in helping the USA win the 2002 Concacaf Gold Cup, and also scored two goals as the USMNT finished third at the 1999 FIFA Confederations Cup. Though he retired from senior international play following the 2006 FIFA World Cup, McBride made a brief return to the world's stage, participating for the USA as one of three overage players at the 2008 Summer Olympics in Beijing.

Beginning his professional career in 1994, McBride began playing with the Milwaukee Rampage before spending a season with Wolfsburg of the Second Bundesliga. Selected first overall in Major League Soccer's Inaugural Player Draft in 1996, McBride would become a mainstay for Columbus Crew SC, racking up 161 appearances and 62 goals from 1996-2003, while helping lead the side to the 2002 Lamar Hunt U.S. Open Cup title. Foreshadowing a future move back across the pond, McBride spent two fruitful loan stints with English clubs, suiting up for Preston North End in the English League Championship in 2000-2001, before signing on with English Premier League side Everton in 2003.

McBride would make a career-defining move the following season, signing with Premier League side Fulham in 2004 and go on to spend four-and-a-half seasons in West London. Amassing 33 goals in 140 Premier League appearances, the veteran striker became a fan-favorite at Craven Cottage, with his pivotal goals down the stretch in both the 2006-07 and 2007-08 seasons helping the club stave off relegation while also earning the club's Player of the Season in both campaigns. McBride's legacy is so strong at Craven Cottage that a bar inside the stadium was later named in his honor.

Following his memorable stay with Fulham, McBride returned home to end his career, playing with Chicago Fire from 2008-2010. The striker amassed 18 goals in 59 regular season appearances, helping the club to back-to-back Eastern Conference Finals in 2008 and 2009. Collegiately, McBride turned out for famed soccer powerhouse Saint Louis University from 1990-93, setting school records for goals (72) and assists (40), and earning All-American honors on two occasions. Prior to representing the Bilikens, McBride suited up for Buffalo Grove High

GENERAL MANAGER BRIAN McBRIDE

3

School, helping the suburban Chicago side to the 1988 Illinois State Championship. Prior to joining U.S. Soccer as MNT GM, McBride provided expert on-air analysis and commentary, first for FOX and then ESPN. In 2011, he founded McBride's Attacking Soccer Academy, and he was the Co-Founder & Chief Strategic Officer for TiPEVO in charge of strategic offerings and outreach to the youth sports community. He holds a bachelor's degree in secondary education from Saint Louis University and a USSF 'B' License.



U.S. MNT
MNT HISTORY
WORLD CUP HISTORY
PROGRAMS
COMPETITIONS
U.S. HISTORY & INFO



GREGG BERHALTER

Head Coach: U.S. Men's National Team

Born: Aug. 1, 1973 in Englewood, N.J.

Hometown: Tenafly, New Jersey

An accomplished manager and two-time FIFA World Cup veteran, Gregg Berhalter was named head coach of the U.S. Men's National Team on December 2, 2018.

Working to develop a new style of play with a young group, Berhalter led the side to an 11-5-2 record, and became the second-fastest manager in team history to achieve double-digit victories (17 games). In the summer, Berhalter guided the USMNT to the 2019 Concacaf Gold Cup Final, advancement to the 2019-20 Concacaf Nations League Final Round in June, as well as 1-1 draws against reigning Copa America champion Chile (March 26) and No. 5-ranked Uruguay (Sept. 10).

An intelligent and competitive anchor in central defense as a player, Berhalter spent 18 professional seasons in the Netherlands, England, Germany and the United States before serving seven years as a coach in Sweden and Major League Soccer. Capped 44 times, Berhalter represented the United States at two FIFA World Cups and was a notable part of the 2002 team that advanced to the Quarterfinals in Korea/Japan. A natural leader, Berhalter is one of only a few Americans who have captained multiple teams in Europe, earning that honor for two different clubs in Germany. He is the first MNT head coach to have played for the USA at a FIFA World Cup.

Showing a keen interest in coaching, Berhalter began in the sport's technical side during the late stages of his playing career. While with German club 1860 Munich, the defender scouted opponents from 2007-2009. He transitioned into the coaching ranks during his final season as a professional, serving as a player/assistant coach for the LA Galaxy in 2011, helping the club to the MLS Cup and Supporters Shield in the process.

Immediately after his retirement in 2011, Berhalter moved into the management ranks full time, taking the top job with Swedish club Hammarby that December. The move was unique in that Berhalter became one of the first Americans to begin his management career with a foreign club. During two seasons, the club played to an 18-11-17 record and finished within one spot of promotion to the Swedish top-flight in 2012.

In late 2013, Berhalter returned stateside to take the reins as sporting director and head coach of Columbus Crew SC. Overseeing all facets of the club's soccer operations, Berhalter led Crew SC to postseason appearances in four of his five years in charge, all while working with a salary budget that consistently ranked in the bottom half of Major League Soccer. Most significantly, Berhalter guided Columbus to the 2015 MLS Cup Final and nearly returned the club to the league's title game two years later, falling 1-0 to eventual champions Toronto FC in the 2017 Eastern Conference Final.

Collecting 44 caps during an international career that spanned 12 years, Berhalter earned his first appearance in 1994 and went on to play a part of MNT squads at six major tournaments, including the 2002 and 2006 FIFA World Cups. A fiery competitor and

vocal leader, the center back played in both of the USA's World Cup Knockout Round matches in Korea Republic, helping keep a clean sheet during the 2-0 win against Mexico in the 2002 Round of 16. His most memorable moment in a U.S. shirt came in the following match. With the USA trailing Germany 1-0 in the second half of the Quarterfinal, Berhalter's volley was handled on the line by Torsten Frings, but Scottish referee Hugh Dallas waved off calls for a penalty kick. With his appointment, Berhalter becomes the first MNT head coach to have represented the United States in the sport's pinnacle competition.

Berhalter went on to help the USA qualify for the 2006 FIFA World Cup, and though he made the squad did not appear in any matches in Germany. The cerebral center back participated in many of the USA's significant runs in international competitions, including the third-place finish at the 1999 FIFA Confederations Cup in Mexico. He was also part of the USA squad that finished fourth at Copa America '95 and went to the final of the 1998 Concacaf Gold Cup.

A native of Englewood, N.J., Berhalter played three seasons at the University of North Carolina before deciding to leave college early to begin his professional career in 1994. Foreshadowing the choice to begin his management career abroad, he moved to Dutch Erstedivisie side Zwolle, beginning a six-year stay in Holland. In 1996, he moved up to the top-flight, spending another two seasons with Sparta Rotterdam followed by two years with SC Cambuur where he won the club's Player of the Year award in back-to-back seasons.

In 2001, Berhalter joined English League Championship side Crystal Palace before making a long-term move to Germany the following year. Following impressive performances at the 2002 FIFA World Cup, he signed with Bundesliga side Energie Cottbus that summer where he spent four seasons, captaining the side for the final two and eventually helping the team win promotion back to the Bundesliga at the end of the 2006 campaign. From there, Berhalter joined 1860 Munich, where he continued to wear the armband for three seasons before departing to join the LA Galaxy in the summer of 2009.

Joining the Galaxy in the twilight of his career, Berhalter helped mentor the likes of Omar Gonzalez, AJ DeLaGarza and Sean Franklin, a core of young defenders that would become staples in the club's most successful years. In 2009, he helped the Galaxy advance to the 2009 MLS Cup Final where they fell to Real Salt Lake on penalty kicks. The following year, he aided in the club's 2010 MLS Supporters Shield campaign, before ending his career with the MLS Cup and Supporter Shield double as a player/assistant coach in 2011.

Showing his leadership qualities early on, Berhalter served as captain for the U.S. at the 1993 FIFA World Youth Championship in Australia, helping guide the team past the group stage for just the second time in tournament history. Three years later, Berhalter was slated to captain the U-23 MNT at the 1996 Summer Olympics in Atlanta but was forced to miss the tournament after suffering an injury just three weeks prior.

Along with holding the UEFA "A" coaching license, Berhalter was part of the inaugural class to attain U.S. Soccer's "PRO" coaching license in 2016.

Berhalter is the godson of former Boston Red Sox player and baseball Hall of Famer Carl Yastrzemski. Gregg and his wife Rosalind have four children: Sebastian, who signed as a Homegrown player for Columbus Crew SC in 2020, Santana, Lily and Delilah. The family enjoy traveling together, cooking, golf and reading in their spare time.



NICO ESTEVEZ

Assistant Coach: U.S. Men's National Team

Born: June 25, 1985, in Belgrade, Serbia

Hometown: Belgrade, Serbia

Nico Estevez joined the USMNT staff in 2019 after spending the previous four seasons working under Gregg Berhalter at Columbus Crew SC. Estevez served as the first team's Director of Methodology from 2015-16, before working as an assistant coach from 2017-2018.

In his Director of Methodology role, Estevez was responsible for developing and implementing the training curriculum for all Crew SC teams, while reinforcing principles of play consistent with the philosophy of the first team throughout each level. He also oversaw the individual player development plan for each youth player.

He spent eight years in Spain with La Liga club Valencia, working in its Academy and Department of Methodology, which included a stint as interim head coach of the first team in 2013.

Estevez joined Valencia in July 2004, first working with the youth teams and later spending two seasons as head coach of Huracan Valencia CF in Spain's Segunda Division B from 2011 to 2013. Estevez helped the team qualify for the promotion playoffs during both seasons.

In July 2013, he was appointed Head Coach of Valencia Mestalla of Spain's Segunda Division B. On October 21, 2013, the Comité de Entrenadores de la Real Federación Española de Fútbol ("Royal Spanish Football Federation's Coaches' Committee") awarded him the Ramon Cobo award in recognition for his work.

Prior to his time with Valencia, Estevez worked with CF San Jose, a youth soccer academy in Valencia, Spain. He originally worked as a youth team head coach upon his arrival on July of 1999, overseeing the Under-12, U-14, U-15, U-16, and U-18 sides during his time there. In July of 2003, he was made Technical Director. Estevez also served as CF San Jose's Director of Methodology from 2010-2011.

Estevez and his wife Amparo have two children – Sandra and Nico.

B.J. CALLAGHAN


Strategy Analyst/Assist. Coach: U.S. Men's National Team
Born: November 16, 1975 in Bordentown, N.J.
Hometown: Huntingdon Valley, Pa.



B.J. Callaghan joined the U.S. Men's National Team staff in 2019 after spending the previous seven years with the Philadelphia Union. For the past five seasons, Callaghan worked as an assistant coach under Jim Curtin, focusing on team defending, opponent analysis, set-piece design, player development and scouting. During this time, he helped the Union to appearances in the 2014, 2015 and 2018 Lamar Hunt U.S. Open Cup Finals as well as postseason berths in 2016 and 2018. Prior to his involvement with the first team, he spent the previous two years working with the Philadelphia Union/YSC Academy.

Prior to his time with the Philadelphia Union, Callaghan spent six years at Villanova University, rising to the level of Associate Head Coach. While at Villanova, he was involved in all aspects of the program, and helped lead the team to three straight Big East playoff appearances, including the 2011 Big East Semifinals — the highest finish in program history.

Callaghan graduated in 2003 from Ursinus College with a degree in Economics and Business Administration, and has held many coaching positions within the Philadelphia soccer community, working with FC Delco, Montgomery Soccer Club, and EPYSA/Region I ODP programs. He holds the U.S. Soccer "PRO" and "A" coaching licenses.



ARON HYDE

Goalkeeper Coach: U.S. Men's National Team

Birthdate: Nov. 5, 1981 in Newcastle, England

Hometown: Charlotte, N.C.

Bringing 14 years of coaching experienced at the domestic and international level, Aron Hyde joined the U.S. Men's National Team staff in 2020, after spending the previous three seasons with Major League Soccer outfit Atlanta United FC. Prior to being hired full time, he served as the goalkeeper coach for the USMNT during the November 2019 Concacaf Nations League victories against Canada and Cuba.

Hyde spent three seasons with Atlanta United FC as the club's inaugural goalkeeper coach. Hyde's leadership helped Atlanta goalkeepers concede the fourth-fewest goals in MLS in 2017 and 2018 and allowed just two goals throughout the 2018 MLS Cup Playoffs. Additionally, under Hyde's tutelage, veteran MNT goalkeeper Brad Guzan posted a shutout streak of 541 minutes in 2017— the sixth-longest in league history.

Prior to Atlanta, Hyde spent two years with U.S. Soccer as a goalkeeper coach with the Men's National Team and various Youth National Teams. He also spent six seasons as the goalkeeper coach with Chicago Fire (2010-15). Hyde joined the Fire in 2010 after spending 2009 as an assistant coach with the University of Washington men's team.

He served as the Goalkeeping Coach for Seattle University's men's and women's soccer teams, from 2006-09. Hyde previously coached for Seattle-based Emerald City FC where he served as assistant goalkeeper coach and head team coach for two of the club's boys' teams.

A native of Birmingham, England, Hyde's vast playing experience includes spells with Walsall FC, Millwall FC, and Wycombe Wanderers in England. Stateside, he spent time at Judson College (NAIA). He currently possesses a USSF A and USSF Goalkeeping license, and a UEFA A Coaching License. Hyde earned his master's degree in Sport Administration and Leadership from Seattle University in 2009.

STEVE TASHJIAN

Head Performance Expert: U.S. Men's National Team
Born: November 16, 1975 in Bordentown, N.J.
Hometown: Huntington Valley, Pa.



Steve Tashjian joined the U.S. Men's National Team staff in 2019 after spending the previous five years with Columbus Crew SC, where he worked alongside Gregg Berhalter as the club's High Performance Director.

A licensed physical therapist and respected performance specialist, Tashjian is renowned for being the lone American in the same role in the English Premier League for half a decade. With Columbus, Tashjian was tasked with continuing to develop data driven performance platforms in the areas of health and wellness, sports medicine, sport science, strength and conditioning and recovery.

Tashjian joined Crew SC from English Premier League side Everton, where he served for five years as strength and conditioning coach, then later as the Head of Sports Science and Conditioning and Director of End Stage Rehabilitation. During his time at Everton, Tashjian became well known for his innovative approach to player monitoring and performance development. While serving the club, Everton never finished outside the top eight Premiership positions, qualifying in 2009-2010 for the UEFA Europa League, appearing in the 2011-2012 FA Cup semifinal and finishing fifth in the Premier League in 2013-2014. During his tenure, Tashjian worked with a list of elite players including Tim Howard, Landon Donovan, Tim Cahill, Louis Saha, Phil Neville, Steven Pienaar, Romelu Lukaku, Marouane Fellaini and Leighton Baines.

From 2007 to 2009, Tashjian served as Assistant Coach and Head of Fitness, Director of End Stage Rehabilitation and Reconditioning with Columbus. He was a part of Sigi Schmid's staff that led the Black & Gold to the 2008 MLS Cup, and was a part of back-to-back Supporters' Shield wins in 2008 and 2009.

Tashjian's clinical experience began in 2002 as Physical Therapist and Strength and Conditioning Coach in Pasadena, California at the Competitive Athlete Training Zone (CATZ), assisting with the off-season training program for the LA Galaxy. In 2003, he left his position with CATZ to become Co-Owner and Director of Athletic Performance at Rehab United Physical Therapy and Sports Performance Center in San Diego, California, working with elite amateur, Olympic and professional athletes from multiple sports.

As an Assistant Coach, Head of Fitness and later a consultant for Azusa Pacific University from 2006-2008, he helped the university to a 2007 NAIA Men's Soccer National Championship as well as runner-up honors with the women in 2007 and the men in 2006.



DARCY NORMAN

Movement & Conditioning Coach: U.S. Men's National Team

Birthdate: Nov. 5, 1981 in Newcastle, England

Hometown: Charlotte, N.C.

Darcy Norman brings 20 years of experience in the human performance industry to the U.S. Men's National Team. In the 10 years preceding his joining the the USMNT staff in 2019, Norman has primarily focused on creating and implementing methodologies, applied data and building strategic relations, as well as managing medical, rehab, fitness, nutrition, psychology and sport science staff at the highest level. Norman's soccer-specific experience includes time as Performance Data Analyst and Fitness Rehab Coach with the German Men's National Team from 2012-2018, helping Die Mannschaft to the 2014 FIFA World Cup title and third-place finish at Euro 2012. From 2015-2018, Norman also worked as the Director of Performance with Italian club AS Roma, helping the side to a semifinal appearance in 2017-18 UEFA Champions League. Prior to those positions, he worked as the Strength Coach and Rehab Specialist for Bayern Munich, helping the German club to the 2009-10 Bundesliga and DFB-Pokal Championship and the Final of that season's UEFA Champions League.

A licensed therapist and certified strength and conditioning specialist, Norman also served as the Director of Performance Innovation at EXOS and as a Physical Therapist and Performance Coach at Athletes' Performance.

2020 U.S. Men's National Team Player Pool


Name	Pos.	Ht.	Wt.	Birthdate	Caps/G	Hometown	Club
Aaronson, Brenden	M	5-10	145	10/22/00	0/0	Medford, N.J.	Philadelphia Union
Adams, Tyler	M	5-9	150	02/14/99	10/1	Wappingers Falls, N.Y.	RB Leipzig (Germany)
Altidore, Jozy	F	6-1	190	11/06/89	115/42	Boca Raton, Fla.	Toronto FC (Canada)
Arriola, Paul	F	5-6	145	02/05/95	32/5	Chula Vista, Calif.	D.C. United
Baird, Corey	F	5-10	160	01/30/96	4/0	Escondido, Calif.	Real Salt Lake
Boyd, Tyler	F	6-0	160	12/30/94	10/2	Santa Ynez, Calif.	Besiktas (Turkey)
Bradley, Michael	M	6-1	180	07/31/87	151//17	Princeton, N.J.	Toronto FC (Canada)
Brooks, John	D	6-4	170	01/18/93	38/3	Berlin, Germany	Wolfsburg (Germany)
Cannon, Reggie	D	5-11	165	06/11/98	10/0	Grapevine, Texas	FC Dallas
Carte-Vickers, Cameron	D	6-1	200	12/31/97	8/0	Southend-on-Sea, England	Luton Town (England)
Dest, Sergiño	D	5-9	140	11/03/00	3/0	Almere, Netherlands	Ajax (Netherlands)
Ferreira, Jesús	F	5-8	140	12/24/00	0/0	McKinney, Texas	FC Dallas
Gaspar, Chase	D	6-0	180	01/25/96	0/0	Alexandria, Va.	Minnesota United FC
Gonzalez, Jesse	GK	6-4	180	05/25/95	0/0	Edenton, N.C.	FC Dallas
Guzan, Brad	GK	6-4	200	09/09/84	64/0	Homer Glen, Ill.	Atlanta United FC
Hamid, Bill	GK	6-3	215	11/25/90	6/0	Annandale, Va.	D.C. United
Holmes, Duane	M	5-6	145	11/06/94	2/0	Wakefield, England	Derby County (England)
Horvath, Ethan	GK	6-4	215	06/09/95	4/0	Highlands Ranch, Colo.	Club Brugge (Belgium)
Johnson, Sean	GK	6-3	215	05/31/89	8/0	Lilburn, Ga.	New York City FC
Lewis, Jonathan	F	5-7	150	06/04/97	5/0	Plantation, Fla.	Colorado Rapids
Lima, Nick	D	5-9	175	11/17/94	9/0	Castro Valley, Calif.	San Jose Earthquakes
Llanez, Ulysses	F	5-9	150	04/02/01	0/0	Lynwood, Calif.	Wolfsburg (Germany)
Lletget, Sebastian	M	5-10	165	09/03/92	13/2	San Francisco, Calif.	LA Galaxy
Long, Aaron	D	6-2	170	10/12/92	16/3	Oak Hills, Calif.	New York Red Bulls
Lovitz, Daniel	D	5-10	165	08/27/91	13/0	Wyndmoor, Pa.	Nashville SC
McKennie, Weston	M	6-1	185	08/28/98	19/6	Little Elm, Texas	Schalke (Germany)
McKenzie, Mark	D	6-0	185	02/25/99	0/0	Bear, Del.	Philadelphia Union
Miazga, Matt	D	6-4	185	07/19/95	18/1	Clifton, N.J.	Reading (England)
Mihailovic, Djordje	M	5-10	150	11/10/98	5/1	Lemont, Ill.	Chicago Fire FC
Morales, Alfredo	M	6-0	170	05/12/90	16/0	Berlin, Germany	Fortuna Düsseldorf (Germany)
Morris, Jordan	F	6-0	185	10/26/94	39/10	Mercer Island, Wash.	Seattle Sounders FC
Pomykal, Paxton	M	5-7	145	12/17/99	1/0	Highland Village, Texas	FC Dallas
Pulisic, Christian	M	5-8	155	09/18/98	34/14	Hershey, Pa.	Chelsea (England)
Ream, Tim	D	6-1	160	10/05/87	40/1	St. Louis, Mo.	Wulham (England)
Robinson, Antonee	D	6-0	160	08/08/97	7/0	Liverpool, England	Fulham Athletic (England)
Robinson, Miles	D	6-2	185	03/14/97	2/0	Arlington, Mass.	Atlanta United FC
Roldan, Cristian	M	5-8	165	06/03/95	19/0	Pico Rivera, Calif.	Seattle Sounders FC
Sargent, Josh	F	6-1	175	02/20/00	12/5	O'Fallon, Mo.	Werder Bremen (Germany)
Servania, Brandon	M	5-10	160	03/12/99	0/0	Birmingham, Ala.	FC Dallas
Steffen, Zack	GK	6-3	190	04/02/95	17/0	Downingtown, Pa.	Fortuna Düsseldorf (Germany)
Trapp, Wil	M	5-8	150	01/15/93	20/0	Gahanna, Ohio	Inter Miami FC
Turner, Matt	GK	6-3	195	06/24/94	0/0	Park Ridge, N.J.	New England Revolution
Vines, Sam	D	5-10	150	05/31/99	0/0	Colorado Springs, Colo.	Colorado Rapids
Weah, Tim	F	6-1	165	02/22/00	8/1	Rosedale, N.Y.	Lille (France)
Yedlin, DeAndre	D	5-8	160	07/09/93	62/0	Seattle, Wash.	Newcastle United (England)
Yueill, Jackson	M	5-10	160	03/19/97	6/0	Bloomington, Minn.	San Jose Earthquakes
Zardes, Gyasi	F	6-2	175	09/02/91	55/12	Hawthorne, Calif.	Columbus Crew SC
Zimmerman, Walker	D	6-3	185	05/19/93	11/2	Lawrenceville, Ga.	LAFC

As of Jan. 1, 2020

Team Staff

USMNT General Manager	Brian McBride
USMNT Head Coach	Gregg Berhalter
USMNT Assistant Coach	Nico Estevez
USMNT Goalkeeping Coach	Aron Hyde
Strategy Analyst/Assistant Coach	B.J. Callaghan
Head Performance Expert	Steve Tashjian
Movement & Conditioning Coach	Darcy Norman
Performance Coach	Jordan Webb

Opposition Scout	Michael Stephens
Performance Analytics	Frank Wijbenga
Team Administrator	Sam Zapatka
Head Athletic Trainer	Ron Shinault
Head Equipment Manager	Kyle Robertson
Press Officer	Michael Kammarman
Content Manager	Jeff Crandall



Tyler Adams
Midfielder




Jozy Altidore
Forward



Paul Arriola
Forward




Tyler Boyd
Forward



Michael Bradley
Midfielder




John Brooks
Defender




Reggie Cannon
Defender




Sergiño Dest
Defender




Brad Guzan
Goalkeeper



Sean Johnson
Goalkeeper




Sebastian Lletget
Midfielder



Aaron Long
Defender



Daniel Lovitz
Defender




Weston McKennie
Midfielder



Matt Miazga
Defender




Jordan Morris
Forward



Christian Pulisic
Midfielder



Tim Ream
Defender




Cristian Roldan
Midfielder




Josh Sargent
Forward




Zack Steffen
Goalkeeper




Wil Trapp
Midfielder



DeAndre Yedlin
Defender



Jackson Yueill
Midfielder



Gyasi Zardes
Forward



Walker Zimmerman
Defender



TYLER ADAMS

Position: Midfielder
Height: 5-9 (1.75 m)
Weight: 150 (68 kg)
Born: Feb. 14, 1999, in Wappingers Falls, N.Y.
Hometown: Wappingers Falls, N.Y.
Club: RB Leipzig (Germany)

CAREER STATS	GP/GS	MIN	G	A	Y	R	W-L-T
2017	1/1	90	0	0	0	0	0-0-1
2018	8/7	658	1	0	1	0	2-4-2
2019	1/1	90	0	0	0	0	1-0-0
3-Year Totals	10/9	838	1	0	1	0	3-4-3

One of the brightest rising members of the U.S. Men's National Team, Adams is an industrious player, capable of playing in central midfield as well as on the right side as a winger or in defense. After earning his senior debut in November 2017, Adams was one of the biggest beneficiaries of the MNT's transitional year in 2018, earning eight appearances and putting home his first international goal in a memorable 1-0 victory against Mexico on Sept. 11, 2018 in Nashville. Having helped New York Red Bulls to a third Supporters Shield in six seasons, Adams made the next step in his career official, transferring to German Bundesliga side RB Leipzig where he began play in January 2019. After injury limited him to just one international appearance in 2019, Adams' return will be a welcome one as the USMNT tackles the Concacaf Nations League Knockout Round and the beginning of 2022 FIFA World Cup Qualifying.

Career highlights:

- After helping the New York Red Bulls to another Supporters Shield campaign in 2018, officially transferred to German Bundesliga side RB Leipzig on Dec. 2, 2018.
- Tallied the decisive game-winner in a 1-0 victory against Mexico on Sept. 11, 2018 in Nashville, Tenn.
- Became the first player born in 1999 to earn a cap for the MNT, going the full 90 minutes in the USA's 1-1 friendly draw with Portugal on Nov. 14, 2017.
- Played in all five matches for Tab Ramos' side as the USA advanced to the quarterfinals of the 2017 FIFA U-20 World Cup.
- Appeared in four of six matches at the 2017 CONCACAF U-20 Championship as the USA clinched its first confederation title at that age level.
- Playing mostly as a right back, was influential for the New York Red Bulls in 2017, tallying two goals and four assists while helping the club to a postseason berth and the Lamar Hunt U.S. Open Cup Final.

U.S. National Team – 2019: Injury limited him to just one appearance, Adams played the full 90 minutes at right back during the team's 1-0 victory vs. Ecuador on March 21 in Orlando ... **2018:** Earned eight caps, starting seven matches, while recording his first international goal ... Runner-up in Male Player of the Year Award voting ... Eight appearances tied for third on the team ... Played the full 90 minutes in each of his seven starts ... First international goal came in dramatic fashion, when he put home a cross from Antonee Robinson to give the USA a memorable 1-0 victory against rivals Mexico on Sept. 11, 2018 in Nashville, Tenn. ... Went the full 90 minutes in the USA's historic 1-1 draw with France on June 9 in Les Bleus' last match before heading to Russia to win the FIFA World Cup ... Earned what would stand as the game-winning penalty kick in the USA's 1-0 victory against Paraguay on March 27 in Cary, N.C. ... **2017:** Became the first player born in 1999 to appear for the MNT, playing the full 90 minutes in a 1-1 draw with European champions Portugal on Nov. 14 in Leiria ... **Under-20s:** Started 11 of 12 appearances for the U.S. during the 2017 U-20 World Cup cycle ... Was the third youngest player on the U.S. squad at the 2017 FIFA U-20 World Cup where he appeared

TYLER ADAMS' BIO IS CONTINUED ON PAGE 320

JOZY ALTIDORE

Position: Forward

Height: 6-1 (1.85 m)

Weight: 175 (80 kg)

Born: Nov. 6, 1989, in Livingston, N.J.

Hometown: Boca Raton, Fla.

Club: Toronto FC



CAREER STATS	GP/GS	MIN	G	A	Y	R	W-L-T
2007	1/0	26	0	0	0	0	1-0-0
2008	5/3	323	2	2	2	0	3-1-1
2009	17/13	1079	6	0	2	0	8-7-2
2010	9/8	750	2	1	3	0	2-3-4
2011	13/13	859	3	0	2	0	5-7-1
2012	7/3	313	0	1	0	0	3-1-3
2013	14/13	1075	8	2	2	0	8-4-2
2014	10/10	800	4	0	2	0	5-3-2
2015	13/13	914	6	2	2	1	6-5-2
2016	10/8	709	6	2	2	0	6-3-1
2017	11/10	854	4	3	2	0	6-2-3
2019	5/3	264	1	1	1	0	3-2-0
12-Year Totals	115/97	7965	42	14	20	1	56-38-21

After a year away from the international game during the U.S. Men's National Team's transitional period in 2018, Jozy Altidore returned to the team in 2019, helping the squad to the Concacaf Gold Cup Final during the summer and remains firmly in the player pool as the side sets its sights on qualification for the 2022 FIFA World Cup in Qatar. One of the most distinguished American players of all time, Altidore has also continued to be a force with Toronto FC, helping the club to an MLS Cup, Supporters Shield and three Canadian Championships and within a hair of becoming the first MLS side to win the Concacaf Champions League during his time in Ontario.

Career highlights:

- Was part of Toronto FC's run to the Final of the 2018 Concacaf Champions League where the Reds ultimately fell on penalty kicks to Chivas de Guadalajara.
- Helped Toronto FC to an unprecedented treble as the Reds lifted the 2017 MLS Cup, Supporters Shield and Canadian Cup.
- Became the third MNT player to break the 40-goal mark with his first of two strikes in a 4-0 World Cup Qualifying win vs. Panama on Oct. 6, 2017.
- Part of the 2017 CONCACAF Gold Cup winning side, scoring the game-winner in the 2-0 Semifinal defeat of Costa Rica (July 22) and opening goal in the 2-1 Final win vs. Jamaica (July 26).
- Tied with Clint Dempsey for the MNT's all-time lead in World Cup Qualifying goals with 18.
- Led the MNT with eight goals in 2018 FIFA World Cup Qualifying and finished second in all of CONCACAF, one behind Carlos Ruiz.
- At 27 years, 84 days, became the second youngest MNT player since Landon Donovan to reach the 100-cap mark when he appeared in a 0-0 draw with Serbia on Jan. 29, 2017.

JOZY ALTIDORE'S BIO IS CONTINUED ON PAGE 320



PAUL ARRIOLA

Position: Midfielder
Height: 5-8 (1.72 m)
Weight: 145 (66 kg)
Born: Feb. 5, 1995 in Chula Vista, Calif.
Hometown: Chula Vista, Calif.
Club: D.C. United

CAREER STATS	GP/GS	MIN	G	A	Y	R	W-L-T
2016	3/1	137	2	1	0	0	3-0-0
2017	12/8	618	0	1	1	0	7-2-3
2018	2/1	100	0	0	0	0	0-1-1
2019	15/12	1112	3	1	1	0	10-4-1
4-Year Totals	32/22	1967	5	3	2	0	20-7-5

A talented forward prospect in his youth, Paul Arriola's industry and energy have earned him a regular role on the wing with the National Team. Courage and fearlessness have defined his career, including the bold choice to sign with Mexican side Club Tijuana at age 18. Recruited heavily by UCLA and offered a Homegrown deal with the LA Galaxy, Arriola instead signed with Los Xolos in 2013. Having worked his way from spot appearances to regular substitute roles, Arriola became a regular in the side in 2016, which helped him carve out a consistent role with the MNT the following year. After helping the U.S. win the 2017 CONCACAF Gold Cup, Arriola came back stateside, becoming a key piece in D.C. United's rebuilding project when he signed with the club in August 2017.

Career highlights:

- Tied Gyasi Zardes for the team lead in appearances in 2019, collecting a career-high 15 caps to go along with three goals and an assist.
- Became just the eighth player in USMNT history to score in each of his first two appearances, tallying in a 3-1 win at Puerto Rico (May 22, 2016) and vs. Trinidad & Tobago (Sept. 6, 2016).
- Appeared in four of five U.S. matches and scored a goal in a 4-0 rout of hosts New Zealand as the U.S. ran to the Quarterfinals of the 2015 FIFA U-20 World Cup.
- Assisted on Darío Benedetto's goal four minutes into his league debut, playing Club Atlas to a 3-3 draw on July 19, 2013.
- Scored in his club debut a 5-2 preseason win vs. Club América at San Diego's Petco Park on July 6, 2013.
- A product of the LA Galaxy Academy, Arriola turned down a Homegrown contract with the club in order to sign with Liga MX side Club Tijuana in May 2013.
- Started three of the four U.S. matches at the 2011 FIFA U-17 World Cup in Mexico.

U.S. National Team – 2019: Appeared in a career high 15 matches (12 starts), collecting three goals and an assist ... Played in five of six Concacaf Gold Cup matches ... Scored in the 2-0 friendly win against Costa Rica on Feb. 2, his first goal since his father passed away the previous October ... Recorded a goal and assist in the 4-0 win vs. Guyana to open the 2019 Concacaf Gold Cup in St. Paul Minn. (June 18) ... Scored in the 6-0 victory vs. Trinidad & Tobago in Cleveland (June 22) ... **2018:** Appeared in two matches, logging 100 minutes ... Started the 2-0 loss to Brazil in East Rutherford, N.J. (Sept. 7) ... **2017:** Made 12 appearances, starting eight matches and providing one assist ... Provided the helper on Bobby Wood's 63rd minute strike in the 4-0 World Cup Qualifying win vs. Panama on Oct. 6, in Orlando ... Appeared in five of the MNT's six matches at the Gold Cup, helping the USA win its sixth confederation championship ... Appeared in six of eight Final Round World Cup Qualifiers, including the USA's 1-1 draw vs. Mexico at Estadio Azteca on June 11 ... **2016:** Made three appearances, starting one match ... Became just the eighth player in MNT history to score in each of his first two matches ... Started, scored and provided an assist in his MNT debut on May 22

PAUL ARRIOLA'S BIO IS CONTINUED ON PAGE 323

TYLER BOYD

Position: Forward

Height: 6-0

Weight: 160 lbs.

Born: Dec. 30, 1994 in Tauranga, New Zealand

Hometown: Santa Ynez, Calif.

Club: Besiktas (Turkey)



CAREER STATS	GP/GS	MIN	G	A	Y	R	W-L-T
2019	10/6	510	2	1	0	0	7-2-1

Tyler Boyd's well-rounded game brings another important asset to the U.S. arsenal of attacking options. He joined the ranks of dual nationals who have pledged allegiance to the U.S. National Team, having previously represented New Zealand in international competition. After a successful spell in Portugal, his professional career continued to rise with a move to Turkish giants Besiktas.

Career highlights:


- His first goal for the USMNT was also the 1,000th goal in team history, coming during the Concacaf Gold Cup group stage on June 18, 2019 in St. Paul, Minn.
- Appeared in four of six matches at the 2019 Concacaf Gold Cup.
- Had his Change of Association from New Zealand to represent the United States approved on May 18, 2019.

U.S. National Team – 2019: Made 10 appearances (six starts), registering two goals and an assist in his first year with the USMNT ... Successfully changed associations to the U.S. from New Zealand on May 18, 2019, tying him to the USMNT going forward ... Made his USMNT debut vs. Venezuela on June 9 in Cincinnati ... In the USMNT's 2019 Concacaf Gold Cup opener against Guyana, Boyd registered a brace in just his second match for the U.S., with his first goal also standing as the 1,000th in team history (June 18) ... Registered his first assist with the USMNT with a back-heel pass to Josh Sargent for the third goal in the USA's 4-0 Concacaf Nations League group stage win vs. Cuba on Nov. 19 in George Town, Cayman Islands ... **New Zealand – 2014:** Made five appearances with the New Zealand senior team during the year ... All appearances were in friendlies ... **2013:** Made eight appearances with the New Zealand U-20 MNT, representing the All Whites at the 2013 OFC U-20 Championship as well as playing in all three matches at the 2013 FIFA U-20 World Cup in Turkey ... **First Appearance:** June 9, 2019 vs. Venezuela ... **First Goal:** June 18, 2019 vs. Guyana ... **First World Cup Appearance:** none ... **First World Cup Goal:** none ... **First WCQ Appearance:** none ... **First WCQ Goal:** none ... **First WCQ Assist:** none ... **Tournament Rosters:** Concacaf Gold Cup (2019).

Professional – 2019-20: Joined Turkish giants Besiktas over the summer ... Appeared in 13 matches (10 starts) across all competitions, scoring two goals before the new year ... Made his Besiktas debut on Aug. 17 at Sivvaspor ... Scored his first goal for the club a 3-1 UEFA Europa League defeat at Sporting Braga (Nov. 7) ... Scored the opening goal in a 3-0 Turkish Cup win vs. Erzincanspor (Dec. 5) ... **2018-19:** Split the season between Portuguese club Vitoria Guimaraes and Turkish side Ankaragücü ... Made 14 appearances in the second half of the season with Ankaragücü, scoring six goals in the process ... Made 10 appearances (four starts) for Vitoria before the new year ... **2017-18:** Recorded five goals and two assists across 27 appearances (14 starts) while on loan with Portuguese Primeira Liga side Tondela ... **2016-17:** Tallied three goals in 34 appearances (31 starts) for Vitoria Guimaraes in the Portuguese Second Division ... **2015-16:** Made two appearances for Vitoria in the Primeira Liga ... Made 39 appearances (25 starts) and scored five goals for Vitoria in the Segunda Liga ... **2014-15:** Made six appearances and scored 10 goals for Wellington Phoenix in the New Zealand Premiership and four substitute appearances with two goals for the club in the Australian A-League ... **2013-14:** Made 20 appearances (nine starts) and scored two goals for Wellington Phoenix in Australian A-League play ... **2012-13:** Made 23 appearances (seven starts) for Wellington Phoenix in the Australian A-League ... **2011-12:** Made 14 appearances (13 starts) and scored four goals for Waikato FC in the New Zealand Premiership.

Youth Club: Played for New Zealand youth clubs Waikato FC and Melville United.

Personal: Son of Ric and Sherry Boyd ... Ric is Kiwi and Sherry is American ... Parents met in California, but moved back to New Zealand shortly before Tyler's birth so he would have dual-nationality ... The family moved back to the United States when Tyler was old enough to travel and lived there until he was 10 before moving back to New Zealand ... Grew up going to LA Galaxy games and serving as a ball boy for the UC-Santa Barbara Men's Soccer Team ... Proud to have been able to represent both of his parents countries.



MICHAEL BRADLEY

Position: Midfielder
Height: 6-2 (1.88 m)
Weight: 185 (84 kg)
Born: July 31, 1987, in Princeton, N.J.
Hometown: Princeton, N.J.
Club: Toronto FC

CAREER STATS	GP/GS	MIN	G	A	Y	R	W-L-T
2006	2/0	10	0	0	0	0	2-0-0
2007	12/10	940	1	0	2	1	9-2-1
2008	11/11	893	2	0	4	0	7-2-2
2009	15/15	1315	4	0	3	1	7-6-2
2010	10/10	930	1	0	0	0	3-3-4
2011	13/10	991	1	3	1	0	6-5-2
2012	9/9	810	2	2	2	0	5-1-3
2013	10/10	900	0	2	0	0	6-2-2
2014	9/9	824	1	5	0	0	4-2-3
2015	18/18	1668	3	6	4	0	9-5-4
2016	17/17	1500	0	3	3	0	10-6-1
2017	14/13	1198	2	1	0	0	7-2-5
2018	2/1	101	0	0	0	0	0-1-1
2019	9/8	717	0	1	0	0	6-2-1
14-Year Totals	151/141	11797	17	23	19	2	81-39-31

A tactician as well as a dogged competitor, Bradley patrols the center of the field with energy, savvy and skill, and has long been one of the USA's fittest and most consistent performers. One of the most cultured players ever to appear for the MNT, Bradley has suited up for clubs in the USA, Netherlands, Germany, England, Italy and Canada, most recently leading Toronto FC to an unprecedented treble as the club won the MLS Cup, Supporters Shield and Canadian Cup in 2017. Bradley also led the MNT to its sixth CONCACAF Gold Cup championship in 2017, winning the Golden Ball as the tournament's best player and will be looked to for experience in the early years of the 2022 FIFA World Cup cycle.

Career highlights:

- Named to the 2019 Concacaf Gold Cup Best XI.
- Led club side Toronto FC to an unprecedented "treble" in 2017, winning the MLS Cup, Supporters Shield and Canadian Cup.
- Captained the MNT to the 2017 CONCACAF Gold Cup, winning the Golden Ball as the tournament's best player.
- With 17 caps, led the MNT in appearances for a second-straight year in 2016 and also tied for second with three assists.
- Started all six USA matches in the MNT's fourth place finish at Copa America Centenario.
- In a year that Bradley became the 16th U.S. MNT player to earn 100 caps, he also was named U.S. captain in 2015 and later won the U.S. Soccer Male Athlete of the Year.

MICHAEL BRADLEY'S BIO IS CONTINUED ON PAGE 324

JOHN BROOKS

Position: Defender
Height: 6-4 (1.93 m)
Weight: 170 (77.11 kg)
Born: Jan 28, 1993
Hometown: Berlin, Germany
Club: Wolfsburg (Germany)



CAREER STATS	GP/GS	MIN	G	A	Y	R	W-L-T
2013	2/2	180	0	0	0	0	1-1-0
2014	6/4	421	1	0	0	0	3-2-1
2015	10/10	871	1	0	3	0	5-2-3
2016	11/11	887	1	0	2	0	7-4-0
2017	4/4	261	0	0	0	0	2-0-2
2018	3/3	270	0	0	0	0	0-3-0
2019	2/2	180	0	0	0	0	2-0-0
7-Year Totals	38/36	2970	3	0	5	0	20-12-6


Now a veteran defender with a FIFA World Cup under his belt, Brooks is a towering center back who possesses all the physical tools and calm demeanor to dominate a match from his position on the back line. With both American and German citizenship, Brooks was called in to Youth National Team camps by both the United States and Germany, making appearances for the U.S. at the U-20 and U-23 level, while also doing so for Germany's U-19 side. His choice to represent the United States rang loud and clear when he headed home the game-winning goal in the 2-1 win against Ghana in the USA's opening match of the 2014 FIFA World Cup in Brazil. Following several strong seasons with Hertha Berlin, Brooks secured a high-profile transfer to Wolfsburg in Summer 2017, with the \$20.4 million fee coming in as a record for U.S. players. With eyes shifting to the 2022 FIFA World Cup, the center back will be looked to as a key veteran in the U.S. team moving forward.

Career highlights:

- His \$20.4 million transfer to Wolfsburg in 2017 is the second highest transfer fee paid for a U.S. international.
- Made a career high 11 appearances for the MNT in 2016.
- Started all six games as the USA finished fourth at Copa America Centenario, turning in a particularly strong performance in the MNT's group finale against Paraguay.
- Made his first appearance in official competition count, scoring in the 86th minute against Ghana to break the deadlock and deliver the U.S. a critical 2-1 win.
- One of two U.S. players in history to score a goal in a World Cup after coming on as a substitute.
- Played the full 90 minutes in two friendlies for the United States in 2013, his first caps as a senior international player.
- After coming up through the youth ranks of German club Hertha BSC, Brooks played for one season with the club's second team before helping the first team gain promotion back to the Bundesliga for the 2013-14 season.

U.S. National Team – 2019: Started each of his two appearances ... Earned Man of the Match honors in the 1-0 win vs. Ecuador (March 21) ... **2018:** Out through much of the early part of the year with a knee injury, Brooks returned in the fall to make three appearances, going the full 90 minutes against Brazil (Sept. 7), Colombia (Oct. 11) and England (Nov. 15) ... **2017:** Appeared in four matches, helping to keep clean sheets in two World Cup Qualifiers, a 6-0 win vs. Honduras (March 24) and 2-0 victory vs. Trinidad & Tobago (June

JOHN BROOKS' BIO IS CONTINUED ON PAGE 326



REGGIE CANNON

Position: Defender
Height: 5-11 (1.80 m)
Weight: 165 (75 kg)
Born: June 11, 1998 in Chicago, Ill.
Hometown: Grapevine, Texas
College: UCLA
Club: FC Dallas

CAREER STATS	GP/GS	MIN	G	A	Y	R	W-L-T
2018	2/2	161	0	0	1	0	0-1-1
2019	8/6	561	0	1	0	0	5-2-1
2-Year Totals	14/8	722	0	1	1	0	5-3-2

A speedy right back with a fantastic work-rate, Cannon's tremendous 2018 season with FC Dallas put him in line for his first U.S. Men's National Team camp and appearance in October of that year. Starting to hit his stride, the industrious defender earned six starts in 2019, including three in the run to the 2019 Gold Cup final. Age-eligible for the 2020 Summer Olympics, the Grapevine, Texas product's arrival on the MNT scene should make for a healthy competition at right back for years to come.

Career highlights:

- Made his senior MNT debut in a 1-1 draw with Peru on Oct. 16, 2018 in East Hartford, Conn.
- Started three of six matches en route to the 2019 Gold Cup Final
- Led FC Dallas with 33 games played and 2,921 minutes in 2018.
- Signed as FC Dallas' 18th Homegrown Player on Dec. 22, 2016.

U.S. National Team – 2019: Appeared in a total of eight matches, including six starts ... Played in four matches during the run to the 2019 Gold Cup Final, earning three starts including a spot on the first XI for the championship match ... Also played in three friendlies and both wins against Cuba in the inaugural Concacaf Nations League group stage ... **2018:** Earned his first senior-team call-up in October and collected two caps during his debut year with the MNT ... Earned his first cap in a 1-1 draw with Peru in East Hartford, Conn. (Oct. 16) ... Played 75 minutes in a 1-0 defeat to Italy in Genk, Belgium (Nov. 20) ... Previous YNT Experience: Played for the U-17 MNT in 2015 and U-19 MNT in 2016 ... **First Appearance:** Oct. 16, 2018 vs. Peru ... **First Goal:** none.

Professional: 2019: Played in 28 MLS matches, starting 26 ... Scored his first career playoff goal in the 39th minute of the 2019 playoff match against Seattle Sounders FC on Oct. 19 at CenturyLink Field, starting Dallas' comeback in regulation before falling to the 2019 MLS Cup winners, 4-3, in extra time ... **2018:** Led FC Dallas in minutes played with 2921, starting each of his 33 appearance while recording a goal and three assists ... Garnered FC Dallas' Supporters Player of the Year ... Tallied his first MLS goal in a 2-2 draw with Vancouver Whitecaps FC (May 19) ... Registered assists vs. Chicago Fire (July 14) and two against San Jose Earthquakes on Aug. 4 and Aug. 29 ... **CCL:** Started both of FCD's Concacaf Champions League ties ...

U.S. Open Cup: Made two appearances in the U.S. Open Cup ... **2017:** Debuted in a 2-1 win against Tulsa Roughnecks in the Lamar Hunt U.S. Open Cup (June 14) ... Collected an assist in his second pro game, a 3-1 win against Colorado Rapids in the USOC (June 27) ... Made his MLS debut as a sub in a draw against the New York Red Bull (Sept. 2) ... Signed as FC Dallas' 18th Homegrown Player on Dec. 22, 2016.

College: Played one collegiate season at UCLA ... **2016:** One of three players to appear and start in all 20 matches for UCLA ... third on the team logging 1,753 minutes ... named No. 8 on Top Drawer Soccer's Midseason Top 100 Freshman ranking ... Top Drawer Soccer Preseason Freshman XI ... assisted on game-winning goal at No. 13 San Diego State on Oct. 8, 2016.

Youth Club: Played in the FC Dallas Academy from 2015-16.

Personal: Huge fan of Eminem ... Favorite movie is Kung Fu Panda ... Likes to listen to Michael Jackson ... Favorite food is spaghetti ... Fan of Lionel Messi and Welsh winger Gareth Bale ... Has one brother, two half-brothers and two step-sisters ... Hobbies include watching anime and playing video games ... Favorite video game is Legend of Zelda: Breath of the Wild ... Is into the tech industry.

SERGIÑO DEST

Position: Defender

Height: 5-8 (1.73 m)

Weight: 160 (72.6 kg)

Birthdate: Nov. 3, 2000 in Almere, Netherlands

Hometown: Almere, Netherlands

Club: Ajax (Netherlands)



CAREER STATS	GP/GS	MIN	G	A	Y	R	W-L-T
2019	3/3	156	0	1	0	0	1-1-1

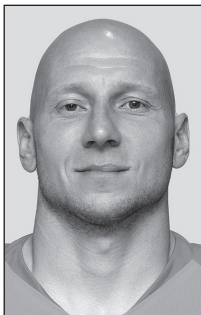
The son of a Surinamese-American serviceman and a Dutch mother, Sergiño Dest came on the U.S. radar in 2016 and has progressed through the pathway at an accelerated rate. An academy product of famed Eredivisie club Ajax, Dest impressed at the youth level as he helped the United States to quarterfinal finishes at the 2017 FIFA U-17 World Cup in India and the 2019 FIFA U-20 World Cup in Poland. Promoted to the Ajax first team in the summer of 2019, Dest impressed early in the Eredivisie season as well as in the UEFA Champions League, leading to his first call-up to the USMNT in September. A dual national of the United States and the Netherlands, Dest elected to represent the Red, White and Blue going forward in October and officially tied himself to the USA with his appearance in the 4-1 Concacaf Nations League victory vs. Canada on Nov. 15. Showing the versatility to play on both sides of the back line, Dest brings plenty of promise to a U.S. team looking to qualify for the 2022 FIFA World Cup and beyond.

U.S. National Team – 2019: Started each of his three appearances for the USMNT and recorded one assist ... A dual national of the USA and Netherlands, played in both of the team's September matches before officially announcing he would represent the United States going forward on Oct. 28, 2019 ... Started the USA's crucial Concacaf Nations League match vs. Canada on Nov. 15 and provided the second-minute assist to Jordan Morris in the 4-1 win ... **Under-20s:** A member of the U-20 MNT since March 2018, made 11 appearances (nine starts), recording a goal and assist ... Appeared in three of the five U.S. matches at the 2019 FIFA U-20 World Cup, helping the team to a quarterfinal finish ... Joined the USA at the 2018 Concacaf U-20 Championship following the group stage as one of three roster changes ... Played in all three games after coming in, starting in Qualification Round games against Costa Rica and Honduras as well as the final against Mexico ... Named to the tournament Best XI ... Scored his first goal for the U.S. with the U-20s against Venezuela at the 2018 U.S. Soccer U-20 Men's Invitational ... Made his U-20 debut against France in March 2018 ... Prior to joining the U-20s, played with the U-19 MNT at the Youth National Team summit camp in January 2018 ... **Under-17s:** Made nine appearances for the U.S. during the 2017 cycle ... A member of the USA's 2017 FIFA U-17 World Cup team in India, appearing in four games for the team ... Earned his first YNT call-up with the U-17s in October 2016, for a set of friendlies against Costa Rica. **First Appearance:** Sept. 6, 2019 vs. Mexico ... **First Goal:** none ... **First World Cup Appearance:** none ... **First World Cup Goal:** none ... **First WCQ Appearance:** none... **First WCQ Goal:** none ... **First WCQ Assist:** none ... **Tournament Rosters:** FIFA U-20 World Cup (2019) ... FIFA U-17 World Cup (2017).

Professional: Signed his first pro contract with Ajax on Dec. 10, 2018 ... On the books at the legendary Dutch club until 2021 ... **2019-20:** Appeared in 24 matches across all competitions, registering four assists to ensure Ajax was at the top of the Eredivisie before the winter break ... Registered assists on both goals in the 2-1 win vs. RKC (Oct. 19) ... Assisted in a 4-0 win vs Feyenoord (Oct. 27) ... Assisted in a 4-1 win vs. Heracles (Nov. 23) ... **2018-19:** Worked his way into regular minutes with Jong Ajax, logging 1,356 minutes in 17 appearances ... Scored his first professional goal for Jong Ajax on Nov. 30, 2018 against Twente.

Youth: Spent time this season with Ajax's U-19 squad, helping the team to UEFA Youth League quarterfinals ... Made eight league appearances with the Ajax U-19s this season, scoring two goals ... With Ajax since the U-12 level ... Spent U-10 to U-12 with Almere City ... Started playing soccer at age seven and kicked off his youth career with Omniworld from U-7 to U-9.

Personal: Full name is Sergiño Gianni Dest ... Also goes by Ser, Serg and Serra ... Father is Surinamese-American, mother is Dutch ... In his free time, enjoys playing basketball, watching movies and listening to music ... Loves to chill with friends, talk and enjoy life ... Lists the U-17 World Cup and scoring his first professional goal as his greatest soccer moments thus far ... Favorite soccer player and biggest athletic inspiration is Ronaldinho ... Favorite movie is Creed, favorite TV shows are The 100 and Prison Break ... Favorite video game is the FIFA franchise ... Loves listening to Drake ... Big fan of french fries.



BRAD GUZAN

Position: Goalkeeper

Height: 6-4 (1.93 m)

Weight: 210 (95 kg)

Born: Sept. 9, 1984 in Evergreen Park, Ill.

Hometown: Homer Glen, Ill.

Club: Atlanta United FC

CAREER STATS	GP/GS	MIN	GF	GA	SO	GAA	W-L-T	Y	R
2006	1/1	79	4	0	0	0.00	1-0-0	0	0
2007	3/1	180	1	1	0	0.50	1-1-0	0	0
2008	7/5	540	14	4	4	0.67	4-2-0	0	0
2009	4/4	360	6	6	1	1.50	1-2-1	0	0
2010	4/3	315	3	4	2	1.14	1-1-1	0	0
2012	1/0	20	0	0	0	0.00	0-0-0	0	0
2013	4/3	315	5	5	2	1.43	2-1-1	0	0
2014	4/3	270	4	4	0	1.33	2-1-1	0	0
2015	13/13	1230	33	18	3	1.32	8-3-2	0	0
2016	12/11	996	25	13	6	1.17	8-4-0	1	0
2017	5/5	450	8	6	0	1.20	2-0-3	0	0
2018	2/2	180	1	4	0	2.00	0-1-1	0	0
2019	4/4	360	16	2	2	0.50	3-0-1	0	0
13-Year Totals	64/55	5295	120	67	20	1.13	33-17-10	1	0

Guzan has exemplified the long lineage of quality U.S. goalkeepers, demonstrating an ability to rise to the occasion in big matches. The understudy to Tim Howard at two FIFA World Cups, Guzan took on a much bigger role in recent years, backstopping the USA at two CONCACAF Gold Cups as well as the 2016 Copa America Centenario. One of the longest-tenured players in the current MNT pool, Guzan will be looked to for leadership in the goalkeeping ranks and throughout the team as it tackles the Nations League final four and qualifying for the 2022 FIFA World Cup.

Career highlights:

- Won his first club trophy in 13 professional seasons when he backstopped Atlanta United FC to the 2018 MLS Cup.
- Added to the trophy case by backstopping Atlanta to the 2019 U.S. Open Cup title.
- After 10 seasons in England, returned to MLS in 2017, leading expansion side Atlanta United FC to a postseason berth.
- Started 10 of 11 matches in 2016, keeping a career high six clean sheets in the process.
- Played five of six matches in helping the MNT to a fourth-place finish at the 2016 Copa America Centenario.
- One of two players to appear in all 570 minutes of the 2015 CONCACAF Gold Cup, winning the Golden Glove as the tournament's top goalkeeper.
- Included on the 23-man roster for both the 2010 and 2014 FIFA World Cups.
- In 2013, earned back-to-back clean sheets in FIFA World Cup Qualifying – a 1-0 victory against Costa Rica on March 22 in the Snow Clasico, followed by a 0-0 draw on March 26 against Mexico.
- Captained the MNT for the first time and presided over the USA's 1-0 victory against South Africa in the 2010 Nelson Mandela Challenge.

BRAD GUZAN'S BIO IS CONTINUED ON PAGE 327

SEAN JOHNSON

Position: Goalkeeper

Height: 6-3


Weight: 215 lbs.

Born: May 31, 1989 in Atlanta, Ga.

Hometown: Lilburn, Ga.

College: Central Florida

Club: New York City FC



CAREER STATS	GP/GS	MIN	GF	GA	SO	GAA	W-L-T	Y	R
2011	1/0	45	1	1	0	2.00	0-0-1	0	0
2012	1/0	45	0	0	0	0.00	0-0-0	0	0
2013	2/2	180	1	0	2	0.00	1-0-1	0	0
2015	1/0	45	0	0	0	0.00	0-0-0	0	0
2019	3/2	196	4	0	2	0.00	2-0-0	0	0
5-Year Totals	8/4	511	6	2	4	0.35	3-0-2	0	0


One of the top goalkeepers in Major League Soccer the last decade, Sean Johnson has been around the U.S. Men's National Team program since 2011, biding his time while building upon a solid club resume. Having begun his professional career as a 20-year-old with the Chicago Fire in 2010, Johnson progressed to New York City FC in 2017 where he's been a key to the club's successful regular season campaigns. Always a great shot-stopper, the 30-year-old's improvement playing out of the back has seen him earn a career renaissance at the international level under Gregg Berhalter. The veteran goalkeeper has provided steady experience and leadership for a growing young side heading into qualification for the 2022 FIFA World Cup.

Career highlights:

- Has been part of three Gold Cup squads, helping the USMNT win the confederation title in 2013 and 2017, and finishing as runner-up in 2019.
- Made USMNT debut as a 21-year-old, playing the second half of the 1-1 draw vs. Chile on Jan. 22, 2011.
- Spent seven seasons in Chicago before joining New York City FC via trade in 2017.
- Started his professional career with the Chicago Fire in 2010, becoming the team's starter mid-season.

U.S. National Team – 2019: Returned to the USMNT under new head coach Gregg Berhalter, making three appearances (two starts) and keeping two clean sheets ... Earned shutouts in the 1-0 win vs. Ecuador (March 21) and 1-0 Gold Cup group stage win vs. Panama (July 26) ... **2017:** Was part of the USMNT Gold Cup roster during the tournament's group stage ... **2016:** Selected to Jurgen Klinsmann's January Camp roster ... **2015:** Made one appearance, playing the second half of the 2-0 friendly win vs. Panama on Feb. 8 ... Part of the United States' roster for their friendly against Brazil on Sept. 8 ... **2014:** Selected to Jurgen Klinsmann's January Camp roster. Johnson traveled to Brazil as part of the training camp during the team's preparation for the 2014 FIFA World Cup ... **2013:** Appeared in two matches, keeping two clean sheets. Played the full 90 minutes in a 0-0 draw with Canada (Jan. 29) ... Earned his first competitive appearance, keeping the shutout in a 1-0 victory vs. Costa Rica in the Gold Cup group stage (July 16) ... Helped the U.S. capture the 2013 Concacaf Gold Cup title ... **2012:** Played the second half of the 1-0 win at Panama on Jan. 25 ... Named to the travel roster for the international friendly in Mexico 8/15, the CONCACAF World Cup Qualifying match 9/7 in Jamaica and the international friendly in Russia 11/14. 2011: Made his USMNT debut at age 21, playing the second half of a 1-1 draw with Chile on Jan. 22 ... **Under-23s:** Was a member of the U.S. U23 Olympic Qualifying roster ... Entered the match in the 39th minute of CONCACAF Olympic Qualifying in a 3-3 draw with El Salvador 3/26 ... **Under-20s:** Made four appearances for the U-20 MNT in 2009 and was part of the USA squad that went to the 2009 FIFA U-20 World Cup in Egypt ... **First Appearance:** Jan. 22, 2011 vs. Chile ... **First Shutout:** Jan. 29, 2013 vs. Canada ... **First World Cup Appearance:** none ... **First World Cup Goal:** none

SEAN JOHNSON'S BIO IS CONTINUED ON PAGE 329



SEBASTIAN LLETGET

Position: Midfielder

Height: 5-10 (1.77 m)

Weight: 165 (75 kg)

Born: Sept. 3, 1992 in San Francisco, Calif.

Hometown: San Francisco, Calif.

Club: LA Galaxy

CAREER STATS	GP/GS	MIN	G	A	Y	R	W-L-T
2017	3/2	153	1	0	0	0	2-0-1
2018	2/0	21	0	0	0	0	0-2-0
2019	8/2	333	1	1	0	0	5-1-2
3-Year Totals	13/4	507	2	1	0	0	7-3-3

In 2019, Sebastian Lletget reenergized the promising start to his international career, steadily earning more appearances after recovering from a lengthy injury that limited his availability for the better part of two years. A product of the U.S. Youth National Team setup, Sebastian Lletget emerged from a five-year stay at English Premier League club West Ham United to sign with the LA Galaxy in 2015. The box-to-box midfielder flourished during his first two seasons in Los Angeles, finishing second on the team in scoring with seven goals, before providing eight assists the following year. Known for his quick feet and versatility in central midfield and out wide, Lletget's club performances resulted in his first full MNT call-up in 2017 and the midfielder put in strong performances, including the opening goal in a 6-0 World Cup Qualifying win vs. Honduras before seeing his year end with a late challenge moments later.

Career highlights:


- Scored the opening goal in the USA's 6-0 World Cup Qualifying win vs. Honduras on March 24, 2017 before a gruesome injury moments later saw his year end, prematurely.
- Earned his MNT debut in a 0-0 draw vs. Serbia on Jan. 29, 2017 in San Diego.
- Signed with LA Galaxy on May 8, 2015, with his seven goals that season placing him second on the team behind only Robbie Keane.
- Made his club debut at West Ham, playing 90 minutes in a Third Round FA Cup tie at Nottingham Forest on Jan. 5, 2014.
- Signed his first professional contract with English club West Ham united in Sept. 2010.

U.S. National Team – 2019: Collected a career-high eight appearances, including two starts ... Netted the game-winner in the 2-0 shutout against Costa Rica on Feb. 2 in San Jose, scoring in the same venue where he opened his MNT account in 2017 ... Started in the 1-1 draw against fifth-ranked Uruguay in St. Louis in September ... **2018:** Returned from the devastating Lisfrac injury suffered on March 24, 2017, to make two substitute appearances at the end of the year ... Returned to the field in the 3-0 loss to England at Wembley (Nov. 15) ... Came off the bench in the 1-0 defeat to Italy (Nov. 20) ... Called back to MNT camp for the September friendlies against Brazil and Mexico, but departed early due to injury ... **2017:** Earned his MNT debut and went on to make three appearances and tally what would stand as the game-winning goal in a 6-0 World Cup Qualifying victory vs. Honduras on March 24 ... Suffered a severe Lisfrac injury moments later which forced him to miss the remainder of 2017 for club and country ... Made his MNT debut in a 0-0 draw with Serbia on Jan. 29 ... Started his first MNT match, a 1-0 win vs. Jamaica on Feb. 3 ... **Under-23s – 2011:** Made one appearance for the U-23 MNT ... **Under-20s – 2011:** Appeared in three matches, tallying two assists ... **Under-17s – 2009:** Earned seven caps and three starts, tallying three goals for the U-17s ... Appeared in all three U.S. matches at the 2009 CONCACAF U-17 Championship, scoring against Cuba on April 21 and Canada on April 23 ... Joined the Residency Program in 2008 ... **First Appearance:** Jan. 29, 2017 vs. Serbia

SEBASTIAN LLETGET'S BIO IS CONTINUED ON PAGE 329

AARON LONG

Position: Defender
Height: 6-2 (1.88 m)
Weight: 175 (79 kg)
Born: Oct. 12, 1992 in Oak Hills, Calif.
Hometown: Oak Hills, Calif.
Club: New York Red Bulls



CAREER STATS	GP/GS	MIN	G	A	Y	R	W-L-T
2018	2/2	180	0	0	0	0	0-1-1
2019	14/14	1190	3	1	1	0	9-4-1
2-Year Totals	16/16	1370	3	1	1	0	9-5-2

Aaron Long cemented his place as a regular in the U.S. backline in 2019, earning respect for both his performances and leadership alike. His stellar campaign for club and country culminated in a nomination for the U.S. Soccer Male Player of the Year. A model of perseverance, Long's path to the U.S. Men's National Team has been lengthy, but the time it's taken to arrive made it all the more rewarding. Selected by the Portland Timbers, Long bounced around a number of USL sides before signing with New York Red Bulls II in 2016. The move to Red Bull Arena helped Long solidify his place in the club, aiding the reserve team in its USL Cup title that year, before going on to sign with the first team in 2017. The towering central defender made his mark with the Red Bulls over two seasons, helping the club to the 2018 MLS Supporters Shield, while going on to win the league's Defender of the Year award. Those performances over two seasons in MLS put Long on the National Team radar, where finds himself in the thick of a competitive battle at the center back position.

Career highlights:

- Nominated as a finalist for the 2019 U.S. Soccer Male Player of the Year.
- Became the first USMNT defender to record two goals in a match, tallying the brace during the 6-0 Gold Cup win against Trinidad & Tobago on June 22.
- Named to 2019 Gold Cup Best XI.
- Appeared in all 34 games, earning an MLS All-Star selection en route to becoming the first New York Red Bulls player to win MLS Defender of the Year in 2018.
- Earned his first MNT appearance in a 1-1 draw with Peru on Oct. 16, 2018 in East Hartford, Conn.
- Rose through the ranks of the USL, helping New York Red Bulls II to the league's 2016 championship before signing with the first team.

U.S. National Team – 2019: His 14 appearances tied Tim Ream for the most by a defender in 2019 ... Captained the team for the first two matches of Gregg Berhalter's tenure, leading the team to consecutive shutout victories against Panama (3-0) and Costa Rica (2-0) to close out January Camp ... Tallying three goals and an assist for the year ... Became the first USMNT defender to record two goals in a match, tallying the brace during the 6-0 Gold Cup win against Trinidad & Tobago on June 22, going on to earn a place on the tournament's Best XI ... Sent the U.S. into halftime with a comfortable 3-0 lead when he scored in the 34th minute of the must-win match against Canada in Concacaf Nations League group play on Nov. 15 in Orlando ... **2018:** After a stellar 18 months with the New York Red Bulls, was called to the final three MNT camps of the year ... Finished 2018 with two appearances, going the full 90 minutes ... Made his MNT debut in a 1-1 draw against Peru in East Hartford, Conn. (Oct. 16) ... Started the 1-0 defeat to Italy in Genk, Belgium (Nov. 20) ... Called to his first National Team camp at any level in September, but did not dress for either game against Brazil or Mexico ... **First Appearance:** Oct. 16, 2018 vs. Peru ... **First Goal:** June 22, 2019 v. Trinidad & Tobago.

Professional – 2019: Appeared in 29 games across all competitions for the New York Red Bulls, registering

AARON LONG'S BIO IS CONTINUED ON PAGE 330



DANIEL LOVITZ

Position: Defender
Height: 5-10
Weight: 170 lbs.
Born: Aug. 27, 1991 in Wyndmoor, Pa.
Hometown: Wyndmoor, Pa.
College: Elon University
Club: Nashville SC

CAREER STATS	GP/GS	MIN	G	A	Y	R	W-L-T
2019	13/6	635	0	0	1	0	6-5-2

A late bloomer on the National Team scene, his steady performances in MLS have earned him several looks at the left back spot. A model of rising through the ranks, Lovitz's career path took him through college, the USL and ultimately MLS. Moving from left-sided winger to left back when he joined Montreal Impact in 2017 proved to be a career-changer. Winning his second Canadian Championship with the Impact in 2019, he ranked third in appearances (13) for the MNT that same year.

Career highlights:

- Made his USMNT debut on Jan. 27, 2019 vs. Panama and went on to make 13 appearances that year.
- Won Canadian Championship with Toronto FC in 2016 and Montreal Impact in 2019.
- Selected by Toronto FC in the 2014 MLS SuperDraft.
- Named Southern Conference Player of the Year for Elon University in 2013.

U.S. National Team – 2019: Received his first call-up for any U.S. National Team during January Camp 2019 and went on to make 13 appearances (six starts) along the way ... Made his USMNT debut in the 3-0 win vs. Panama on Jan. 27 in Glendale, Ariz. ... Contributed to five clean sheets ... Appeared in three matches at the Concacaf Gold Cup as the U.S. finished runners-up ... **First Appearance:** Jan. 27, 2019 vs. Panama ... **First Goal:** none ... **First World Cup Appearance:** none ... **First World Cup Goal:** none ... **First WCQ Appearance:** none ... **First WCQ Goal:** none ... **First WCQ Assist:** none ... **Tournament Rosters:** Concacaf Gold Cup (2019) ...

Professional – 2019: Appeared and started in 28 games for Montreal Impact, recording two assists ... Registered an assist in Montreal's 3-0 victory over New England on April 24 ... Played the final 16 minutes in the second leg of the Canadian Cup Championship Final vs. Toronto FC and converted his penalty to help Montreal win the title ... **2018:** Made 31 appearances and 29 starts in his second season with the Impact ... Scored one goal and picked up a career-high five assists ... Scored his first-ever MLS goal on a game-winner in the 91st minute to defeat Chicago 2-1 on August 18 ... **2017:** Signed with Montreal Impact at the start of the season ... Made 25 appearances and 19 starts in his first season with Montreal ... Picked up his lone assist of the season in a 3-2 loss to Minnesota on September 16 ... **2016:** Made 12 appearances and five starts ... Recorded six shots in 406 minutes of play... **2015:** Made 11 appearances and three starts ... Notched one assist on the season in a 3-3 draw at Columbus on July 25 ... **2014:** Made 18 appearances and five starts ... Recorded two assists on the season ... Picked up his first MLS assist vs. Columbus on May 31, setting up the game-winning goal ... Selected by NYC FC in MLS Expansion Draft and subsequently traded back to Toronto ... Made his MLS debut on May 17 in a 2-0 win vs. Red Bulls.

College: Lovitz was a collegiate standout at Elon University, where he won Southern Conference Player of the Year after leading the Phoenix to a third straight conference tournament title and an NCAA tournament berth, scoring four goals and six assists ... Played in PDL with the Carolina Dynamo.

Personal: A native of Wyndmoor, Penn., he played for Lower Merion FC, a club which produced a number of professional players ... Middle name is Harry ... Has a dog named Remington ... Favorite club team is FC Barcelona.

WESTON McKENNIE

Position: Midfielder

Height: 6-1 (1.85 m)

Weight: 185 (83 kg)

Born: August 28, 1998 in Little Elm, Texas

Hometown: Little Elm, Texas

Club: Schalke (Germany)



2017	1/1	84	1	0	0	0	0-0-1
2018	6/6	460	0	0	2	0	2-3-1
2019	12/12	948	5	2	3	0	8-4-0
3-Year Totals	19/19	1492	6	2	5	0	10-7-2

One of the USA's bright, rising talents continued to shine in 2019, recording five goals and two assists in 12 matches while adding his name to the U.S. history books. Now a back-to-back finalist for the U.S. Soccer Male Player of the Year award, McKennie made his professional debut with German side Schalke towards the end of the 2016-17 season and became a regular contributor during his first full season as Die Knappen finished second in the 2017-18 campaign. Internationally, the Texas-born midfielder has come up through the U.S. youth ranks and would have been part of the U-20 MNT at the 2017 FIFA U-20 World Cup, but couldn't get released for the tournament. Despite that setback, the talented central midfielder put the world on notice at the end of the year, tallying in his senior international debut as the MNT earned a 1-1 draw at European champions Portugal, before becoming a key figure for the senior team during its transitional year in 2018.

Career highlights:

- Needed just 13 minutes to record the fastest hat trick from the start of a match in USMNT history during the USA's 7-0 rout of Cuba in the Concacaf Nations League opener on Oct. 11 in Washington, D.C.
- His opening goal 32 seconds into that match was the second-fastest in team history.
- Finalist for U.S. Soccer's Male Player of the Year two years running.
- Scored his first two goals for Schalke in back-to-back matches, tallying a late winner in the club's 1-0 Champions League win at Lokomotiv Moscow (Oct. 3, 2018) and the opener in a 2-0 win vs. Fortuna Düsseldorf (Oct. 6, 2018).
- Scored 21 minutes into his MNT debut as the USA drew 1-1 with European Champions Portugal.
- Made his Bundesliga debut for Schalke at age 18, coming on as a substitute in a 1-1 draw at Ingolstadt on May 20, 2017.
- A product of the FC Dallas Academy, McKennie helped the club win two U.S. Soccer Development Academy championships at the U-15/16 (2015) and U-17/18 (2016) levels.
- Won U.S. Soccer Development Academy's U-17/18 Central Conference Player of the Year award in 2016.

U.S. National Team – 2019: The 21-year-old midfielder had an offensive breakthrough for the side in 2019, tallying five goals and two assists across 12 matches ... Needed just 13 minutes to record the fastest hat trick from the start of a match in USMNT history during the USA's 7-0 rout of Cuba in the Concacaf Nations League opener on Oct. 11 in Washington, D.C. ... His opening goal 32 seconds into that match was the second-fastest in team history ... Tallied in back-to-back Gold Cup matches, scoring the game-winning goal in the 1-0 quarterfinal victory against Curaçao on June 30 in Philadelphia before providing the opener in the 3-1 semifinal win against Jamaica on July 3 in Nashville ... **2018:** Started each of his six appearances, logging 460 minutes on the year ... **2017:** Tallied his first international goal 21 minutes into the MNT's 1-1 draw with Portugal on Nov. 14 in Leiria ... **Under-20s – 2017:** Likely would have been a part of U.S. roster at 2017 FIFA U-20 World Cup, but couldn't get a release granted from Schalke ... **2016:** Made two appearances during the Four Nations Tournament in England, going 90 minutes in a 1-0 defeat to Germany (Oct. 5) and 5-3 loss to Netherlands (Oct. 7) ... **Under-19s – 2016:** Made nine appearances and scored two goals ... Tallied in a 5-1 win

WESTON McKENNIE'S BIO IS CONTINUED ON PAGE 330



MATT MIAZGA

Position: Defender

Height: 6-4 (1.93 m)

Weight: 185 (84 kg)

Born: July 19, 1995, in Clifton, N.J.

Hometown: Clifton, N.J.

Club: Reading FC (England)

CAREER STATS	GP/GS	MIN	G	A	Y	R	W-L-T
2015	1/0	27	0	0	0	0	1-0-0
2016	1/0	45	0	0	0	0	1-0-0
2017	2/2	180	1	0	0	0	1-0-1
2018	7/7	597	0	1	1	0	2-4-1
2019	7/7	612	0	0	0	0	3-3-1
5-Year Totals	18/16	1461	1	1	1	0	8-7-3

Presenting a towering figure at 6-4, Miazga rose through the New York Red Bulls Academy to become a regular starter for the club's first team, helping it to the 2015 MLS Supporters Shield. Internationally, Miazga progressed through the U.S. youth ranks to earn his first senior-team cap that November, before securing a transfer to English Premier League giants Chelsea in early 2016. Spending two seasons on loan with Dutch side Vitesse, Miazga was instrumental in helping the club win its first trophy, the KNVB Beker in 2017 and UEFA Europa League qualification the following year. Now with English League Championship club Reading, Miazga is fully in the mix of the team's center back conversation heading into qualification for the 2022 FIFA World Cup.


Career highlights:

- Was a finalist for 2018 U.S. Soccer Male Player of the Year, leading all defenders with seven appearances during the MNT's transitional campaign.
- Part of the 2017 CONCACAF Gold Cup-winning side and scored his first international goal in dramatic fashion, heading home late against Nicaragua to give the USA the necessary 3-0 win to ensure a top of the group finish.
- Helped Dutch Eredivisie side Vitesse win its first trophy as he anchored the backline in their run to the KNVB Beker in 2017.
- Departed January Camp early in order to complete a high-profile move to English Premier League club Chelsea on Jan. 30, 2016.
- Earned his first U.S. MNT cap at the age of 20, coming on as a substitute in the side's 6-1 World Cup Qualifying victory against St. Vincent and the Grenadines on Nov. 13, 2015.
- A member of the 2015 U.S. U-23 CONCACAF Olympic Qualifying Championship side
- A member of the 2015 U.S. U-20 World Cup team that advanced to the quarterfinals of the World Championships in New Zealand.
- A two-time MLS Supporters Shield winner with the New York Red Bulls in 2013 and 2015.

U.S. National Team – 2019: Started each of his seven appearances, helping keep two clean sheets ... Started against Mexico in the Concacaf Gold Cup Final ... **2018:** Led all defenders with seven appearances – all starts – during the USA's transitional campaign ... Was a finalist for Male Player of the Year ... Finished behind only Wil Trapp (714) and Tyler Adams (658) with 597 minutes played ... Provided the assist to Bobby Wood and was named Man of the Match in the USA's 2-1 defeat to Ireland in Dublin (June 2) ... Partnered well with Cameron Carter-Vickers in central defense to keep clean sheets matching 1-0 wins against Paraguay in Cary, N.C. (March 27) and Mexico in Nashville, Tenn. (Sept. 11) ... **2017:** Made two appearances, bagged his first

MATT MIAZGA'S BIO IS CONTINUED ON PAGE 331

JORDAN MORRIS



Position: Forward
Height: 5-11 (1.8 m)
Weight: 185 (83 kg)
Born: Oct. 26, 1994, in Seattle, Wash.
Hometown: Mercer Island, Wash.
College: Stanford
Club: Seattle Sounders FC

CAREER STATS	GP/GS	MIN	G	A	Y	R	W-L-T
2014	1/0	15	0	0	0	0	0-1-0
2015	6/1	151	1	1	0	0	4-1-1
2016	5/1	184	0	0	0	0	5-0-0
2017	12/5	559	4	1	0	0	7-1-4
2018	1/1	90	0	0	0	0	0-0-1
2019	14/9	779	5	6	0	0	8-4-2
6-Year Totals	39/17	1763	10	8	0	0	24-7-8


Adding a healthy dose of resiliency and scoring prowess to a profile that includes a combination of speed and power, Jordan Morris roared back to prominence after recovering from a torn ACL suffered in 2018 to be a leader for both club and country. The 2019 MLS Comeback Player of the Year took the unconventional route to the U.S. MNT, debuting with the side while still a sophomore at Stanford University in 2014. Morris continued to earn accolades when he scored his first international goal in a 2-0 victory against Mexico the following year, before winning the MAC Trophy and helping Stanford to its first-ever NCAA College Cup. Just 21 entering 2016, Morris' play drew from German Bundesliga side Werder Bremen, but signed with Seattle Sounders FC, whom he garnered MLS Rookie of the Year honors with before helping the club lift its first MLS Cup that year. Morris continued his stride with the MNT in 2017, scoring four goals, including the late game-winner in the USA's 2-1 triumph against Jamaica in the CONCACAF Gold Cup Final.

Career highlights:

- Finished second in 2019 U.S. Soccer Male Athlete of the Year voting, his second time being nominated.
- Tied the team's single-game assist record, providing three helpers during the side's 7-0 victory on Oct. 11, 2019 against Cuba.
- Tallied a career-high four goals for the MNT in 2017, including the 88th minute game winner in the USA's 2-1 victory vs. Jamaica in the Gold Cup Final.
- Was the only player to appear in all six of the MNT's 2017 CONCACAF Gold Cup matches, earning Best XI honors in the process.
- Collected his second MLS Cup title in 2019.
- Appeared in all 40 of Seattle Sounders FC's 2016 regular season and playoff matches, racking up 14 goals and five assists on the way to that year's MLS title.
- Won 2016 MLS Rookie of the Year.
- Scored his first international goal while a sophomore at Stanford University, coming in the MNT's 2-0 victory against Mexico on April 15.

U.S. National Team – 2019: Registered career highs by recording five goals and a team-leading six assists through 14 matches ... Especially impressive in the second half of 2019, contributing to nine of the team's 16 goals in its last five matches ... Tied the team's single-game assist record, providing three helpers during the side's 7-0 victory on Oct. 11 against Cuba ... Went on to lead Concacaf Nations League A in goals with

JORDAN MORRIS' BIO IS CONTINUED ON PAGE 332



CHRISTIAN PULISIC

Position: Midfielder
Height: 5-8 (1.73 m)
Weight: 140 (64 kg)
Born: Sept. 18, 1998 in Hershey, Pa.
Hometown: Hershey, Pa.
Club: Chelsea (England)

CAREER STATS	GP/GS	MIN	G	A	Y	R	W-L-T
2016	11/4	471	3	2	0	0	6-5-0
2017	9/9	773	6	4	0	0	3-2-4
2018	3/3	262	0	0	0	0	1-2-0
2019	11/10	762	5	3	0	0	7-3-1
4-Year Totals	34/26	2268	14	9	0	0	17-12-5

Now the focal point of the U.S. attack, Pulisic broke on to the senior scene in 2016, earning his first-team debut for Borussia Dortmund on January 30 and his first U.S. Men's National Team appearance two months later. Just 17 years old when doing both, Pulisic racked up multiple "youngest player" records for club and country during 2016, including becoming the youngest player to score for the MNT and youngest player to score two goals in the German Bundesliga. Pulisic experienced a true breakout with both club and country in 2017, spearheading the MNT attack throughout the Final Round of World Cup Qualifying, while becoming just the second American to win the German Cup as Borussia Dortmund won the DFB-Pokal. After four seasons with the Borussia Dortmund first team, Pulisic agreed to an American record \$73 million transfer to English Premier League side Chelsea in January 2019 and joined Blues at the start of the 2019-20 campaign.

Career highlights:

- Having already won U.S. Soccer's Male Player of the Year award in 2017, Pulisic became the youngest player to win it twice when he was voted to the honor again in 2019.
- At 20 years, 189 days, became the youngest player to score 10 goals for the USMNT in the 1-1 draw vs. Chile on March 26, 2019.
- Agreed a transfer to English Premier League side Chelsea in January 2019, with the \$73 million fee setting a new record for a U.S. international.
- At 20 years, 63 days, Pulisic became the youngest player to captain the MNT in the USA's friendly against Italy on Nov. 20, 2018.
- Played a part in 12 of the 17 goals the USA scored during the Final Round of 2018 FIFA World Cup Qualifying.
- Was the youngest member of the USA's Copa America Centenario roster, making three substitute appearances to help the USA to a fourth-place finish.
- Named the 2016 U.S. Soccer Young Male Player of the Year.
- In January 2017, signed a contract extension with Borussia Dortmund that will keep him at Signal Iduna Park through 2020.
- Set numerous "youngest player" records for the MNT in 2016: Appear in a World Cup Qualifier (17 years, 193 days; March 29 vs. Guatemala), score a goal (17 years, 253 days; May 28 vs. Bolivia), score in a World Cup Qualifier (17 years, 349 days; Sept. 2 at St. Vincent and the Grenadines), start a World Cup Qualifier (17 years, 353 days; Sept. 6 vs. Trinidad & Tobago).
- Made his MNT debut coming off the bench in a 4-0 World Cup Qualifying win vs. Guatemala on March 29, 2016.
- Scored his first Bundesliga goal in a 3-0 win vs. Hamburg on April 17, 2016.
- Earned his first-team debut for Borussia Dortmund in a 2-0 win vs. Ingolstadt on Jan. 30, 2016.

CHRISTIAN PULISIC'S BIO IS CONTINUED ON PAGE 333

TIM REAM

Position: Defender
Height: 6-1 (1.85 m)
Weight: 160 lbs. (73 kg)
Born: Oct. 5, 1987, in St. Louis, Mo.
Hometown: St. Louis, Mo.
College: Saint Louis
Club: Fulham (England)



CAREER STATS	GP/GS	MIN	G	A	Y	R	W-L-T
2010	1/1	66	0	0	0	0	1-0-0
2011	6/5	469	0	0	0	0	1-4-1
2014	4/0	105	0	0	0	0	1-1-2
2015	9/7	641	0	1	0	0	4-2-3
2016	1/1	62	1	0	0	0	1-0-0
2017	5/3	317	0	0	0	0	1-1-3
2019	14/14	1210	0	2	0	0	8-4-2
7-Year Totals	40/31	2870	1	3	0	0	17-12-11


A cultured center back who displays good instincts and skill passing out of the back, Ream has steadily built his resume during eight seasons in England, where he earned Player of the Season awards at Bolton in 2013-14 and 2014-15 as well as with Fulham in 2017-18, helping the club to promotion to the English Premier League. A steady contributor to the National Team over the years, Ream has emerged as one of the veteran leaders for the team during the 2022 cycle, with his experience sure to be leaned on as the team tackles the Concacaf Nations League and qualifying for the 2022 FIFA World Cup.

Career highlights:

- Captained the USMNT on five occasions in 2019, more than any other player.
- Appeared in all 44 league matches and three promotion playoff games, going on to win 2017-18 Fulham Player of the Year as the club regained promotion to the Premier League.
- Collected a career-high six caps for the U.S. in 2011, including two starts in the CONCACAF Gold Cup.
- Made his first U.S. appearance when he paired with Clarence Goodson in central defense in the 2010 Nelson Mandela Challenge in Cape Town, South Africa.
- Voted Bolton Player of the Year by the supporters for two consecutive seasons.
- Started 33 games in all competitions for the New York Red Bulls in 2010, the most on the team, and was a finalist for the 2010 MLS Rookie of the Year Award.

U.S. National Team – 2019: Made a career-high 14 appearances (all starts), contributing two assists ... Named a finalist for U.S. Soccer's Male Player of the Year for the first time ... Led all players by captaining the USMNT on five occasions ... Assisted on Gyasi Zardes' game-winner in the 1-0 victory vs. Ecuador on March 21 in Orlando ... Registered another assist when his free kick picked out the head of Aaron Long in the 4-1 Concacaf Nations League group stage win vs. Canada on Nov. 15 in Orlando ... **2018:** Did not appear for the MNT in 2018 ... **2017:** Made five appearances, starting three matches ... Appeared in four World Cup Qualifiers, including the historic 1-1 draw against Mexico at Estadio Azteca (June 11) ... **2016:** Made one appearance and recorded his first international goal in the 3-1 win against Puerto Rico (May 22) ... **2015:** Made a career-high nine appearances, starting seven matches and recording one assist ... Assisted on Danny Williams goal in the 4-1 loss to Brazil (Sept. 8) ... Appeared in two matches during the 2015 Concacaf Gold Cup ... **2014:** Played in four games for the U.S. in 2014 ... Made comeback appearance with the MNT after three years away

TIM REAM'S BIO IS CONTINUED ON PAGE 335



CRISTIAN ROLDAN

Position: Midfielder
Height: 5-8 (1.72 m)
Weight: 165 (74 kg)
Born: June 3, 1995 in Artesia, Calif.
Hometown: Pico Rivera, Calif.
College: Washington
Club: Seattle Sounders FC

CAREER STATS	GP/GS	MIN	G	A	Y	R	W-L-T
2017	1/1	90	0	0	0	0	1-0-0
2018	4/1	82	0	0	0	0	2-1-1
2019	14/10	951	0	0	0	0	8-4-2
3-Year Totals	19/12	1123	0	0	0	0	11-5-3

A former National High School Player of the Year and two-year standout at the University of Washington, Cristian Roldan has shown promise throughout his young career taking the next step when he was selected by Seattle Sounders FC during the 2015 MLS SuperDraft. The active midfielder has been key in helping the club claim MLS Cup titles in 2016 and 2019, with his league performances propelling him to a regular place with the USMNT during the 2022 FIFA World Cup cycle.

Career highlights:

- Has helped Seattle Sounders FC to three MLS Cup Finals appearances in four years, with the club coming away victorious in 2016 and 2019.
- Part of the MNT's 2017 CONCACAF Gold Cup championship team.
- Became cap-tied to the U.S. when he started the MNT's 3-2 win vs. Martinique in the CONCACAF Gold Cup Group Stage on July 12, 2017.
- Won 2013 National High School Player of the Year.

U.S. National Team – 2019: Appeared in a career-high 14 matches (10 starts) ... Made four appearances (one start) during the 2019 Concacaf Gold Cup, coming off the bench in both the semifinal and final ... **2018:** Appeared in four matches, logging 82 minutes on the year ... Started the 0-0 draw against Bosnia and Herzegovina (Jan. 28) ... **2017:** Appeared in one match, making his MNT debut and becoming cap-tied in the USA's 3-2 win vs. Martinique during the Group Stage of the 2017 CONCACAF Gold Cup (July 12) ... Part of the 2017 CONCACAF Gold Cup championship squad, Roldan was replaced following the Group Stage, but returned to celebrate with the team when they defeated Jamaica 2-1 in the Final (July 26) ... Called up, but didn't play in the MNT's September World Cup Qualifiers ... **2015:** U-20s: Appeared in two friendly matches, coming on as a sub in a 2-2 draw vs. Qatar (April 21) and 1-0 win vs. Croatia (April 5) ... **First Appearance:** July 12, 2017 vs. Martinique ... **First Goal:** none ... **Tournament Rosters:** Concacaf Gold Cup (2017, 2019).

Professional – 2019: Appeared in 33 MLS matches – 29 during the regular season and all four games in the playoffs as Seattle claimed its second MLS Cup title ... Registered six goals and six assists ... Recorded the second brace of his career in a 4-3 victory vs. LA Galaxy (Sept. 1) ... **2018:** Appeared in all 39 matches across all competitions including all 34 regular season matches, tallying four goals and 10 assists ... Came off the bench and provided an assist in Seattle's 3-2 win against Portland in the second leg of the Western Conference Semifinals (Nov. 8) ... Played in each of Seattle's four Concacaf Champions League matches ... **2017:** Started all 33 regular season appearances while tallying six goals and three assists ... Played every minute of Sounders FC's five MLS Cup playoff matches as the club fell 1-0 to Toronto FC in the Final... Recorded his first career brace in a 3-0 win vs. San Jose (July 23) ... **2016:** In his second year as a pro, Roldan emerged as a mainstay in Seattle's Starting XI, as he partnered with Osvaldo Alonso in Brian Schmetzer's 4-2-3-1 formation helping the club to the 2016 MLS Cup title ... Made 28 starts in 33 MLS appearances, improving on his rookie

CRISTIAN ROLDAN'S BIO IS CONTINUED ON PAGE 335

JOSH SARGENT



Position: Forward
Height: 6-1 (1.85 m)
Weight: 175 lbs. (79 kg)
Born: Feb. 20, 2000 in O'Fallon, Mo.
Hometown: O'Fallon, Mo.
Club: Werder Bremen (Germany)

CAREER STATS	GP/GS	MIN	G	A	Y	R	W-L-T
2018	6/3	266	2	0	0	0	1-3-2
2019	6/5	458	3	0	1	0	2-3-1
2-Year Totals	12/8	724	5	0	1	0	3-6-3

A prolific goal-scorer in the Youth National Team set-up, Josh Sargent is a striker with a knack for finishing and a bright future on the front line for the U.S. Men's National Team. Then just 17-years-old, Sargent experienced a whirlwind 2017, becoming the first player to be called up to the U-17, U-20 and senior MNTs in the same year. After taking home the Silver Boot at the 2017 FIFA U-20 World Cup and captaining the USA to the quarterfinals at the 2017 U-17 World Cup, the forward became the second-youngest MNT player to score in his debut when he tallied against Bolivia in 2018. Having signed for Bundesliga side Werder Bremen in 2018, Sargent has become a regular for the historic German club and will continue working to carve his way into the USMNT Starting XI.

Career highlights:

- Scored on his first touch with the Werder Bremen first team in the team's 3-1 win against Fortuna Düsseldorf on Dec. 7, 2018.
- Overall, has tallied in his debuts with the U.S. MNT, U-20 MNT, U-17 MNT, as well as the Werder Bremen first team and reserve squads.
- Became the third-youngest MNT player to tally two goals when he found the back of the net in a 1-1 draw with Peru on Oct. 16, 2018.
- Earned his first cap and scored against Bolivia on May 28, 2018 to become the second-youngest modern era MNT player to score in his debut (18 years, 102 days) and fifth youngest goal scorer all-time.
- Voted as 2017 U.S. Soccer Young Male Player of the Year.
- In 2017, became the first player to be called into camp with the U-17, U-20 and senior MNTs in the same year
- Scored four goals to win the Silver Boot at the 2017 FIFA U-20 World Cup as the tournament's second-leading goal-scorer.
- Captained the 2017 U-17 MNT to the quarterfinals of the 2017 FIFA U-17 World Cup and second-place at the 2017 Concacaf U-17 Championship.

U.S. National Team – 2019: Made six appearances (five starts) and tallied three goals ... Scored in the 7-0 Concacaf Nations League win vs. Cuba on Oct. 15 in Washington, D.C. ... Recorded his first career brace and earned Man of the Match honors when he scored goals in the 4-0 win vs. Cuba in George Town, Cayman Islands (Nov. 19) ... **2018:** Finished his debut year with the MNT earning six caps and two goals ... Earned his first cap and scored his first goal in a 3-0 victory against Bolivia on May 28, 2018 in Chester, Pa. ... At just 18 years and 102 days, the goal made him the second-youngest modern era MNT player to score in his international debut ... It also saw him become the fifth-youngest MNT goal-scorer of all-time ... Became the third-youngest player to record two goals for the MNT, tallying in the 49th minute of the USA's 1-1 draw with Peru on Oct. 16, 2018 in Tampa, Fla. ... **2017:** Received his first MNT call-up in Nov. 2017, becoming the first player to appear in U-17, U-20 and MNT camp in the same calendar year, but didn't play in the Nov. 14 friendly against Portugal due to a minor injury ... **Under-23s – 2019:** Appeared in two friendly matches at the start of the U-23 cycle, a 2-0 loss to Egypt (March 22) and 0-0 draw with the Netherlands (March 25), with both games coming in San Pedro del Pinatar, Spain ... **Under-20s – 2018:** Appeared in two matches for the

JOSH SARGENT'S BIO IS CONTINUED ON PAGE 336



ZACK STEFFEN

Position: Goalkeeper
Height: 6-3 (1.90 m)
Weight: 190 (86 kg)
Born: April 2, 1995 in Coatesville, Pa.
Hometown: Downingtown, Pa.
College: Maryland
Club: Fortuna Düsseldorf (Germany)

CAREER STATS	GP/GS	MIN	GF	GA	SO	GAA	W-L-T	Y	R
2018	6/5	495	5	7	2	1.27	2-2-1	0	0
2019	11/11	884	17	11	4	1.12	6-5-0	0	0
2-Year Totals	17/16	1379	22	18	6	1.17	8-7-1	0	0

Zack Steffen's star only continues to rise, the 2018 U.S. Soccer Male Player of the Year award winner establishing himself as a front runner to be first choice 'keeper moving forward. After a banner year in 2018, Steffen secured a \$10 million transfer to English Premier League side Manchester City in December 2018 and moved to German Bundesliga outfit Fortuna Düsseldorf for a season-long loan in the summer of 2019.

Career highlights:

- Voted U.S. Soccer's 2018 Male Player of the Year, becoming just the second player to win the honor during his debut year with the MNT.
- On Dec. 11, 2018, Secured a \$10 million transfer to English Premier League club Manchester City and went out on loan to Germany Bundesliga side Fortuna Düsseldorf for the 2019-20 season.
- With six caps in 2018, tied Kasey Keller (1990) and Troy Perkins (2009) for most appearances by an MNT goalkeeper during a debut year.
- Also voted 2018 MLS Goalkeeper of the Year after guiding Columbus Crew SC back to the MLS Cup Playoffs.
- Made eight saves during regular time and two more in the shootout as Columbus defeated Atlanta United on penalty kicks in the 2017 MLS Cup Playoffs Knockout Round.
- Joined Columbus Crew SC on July 22, 2016.
- Went to the 2013 and 2015 FIFA U-20 World Cups, keeping three clean sheets at the latter tournament as the USA advanced to the Quarterfinals.

U.S. National Team – 2019: Led all goalkeepers with 11 appearances, keeping four clean sheets and recording a 6-5-0 record ... Played five of six matches at the 2019 Concacaf Gold Cup ... Earned Man of the Match honors in the 1-0 quarterfinal win vs. Curaçao, making five saves to keep the clean sheet on June 30 in Philadelphia ... **2018:** Led all MNT goalkeepers with six appearance in 2018, keeping two clean sheets and earning a 2-2-1 record in the process ... Became just the second player in the 35-year history of the award to be voted U.S. Soccer Male Player of the Year during his debut campaign with the National Team ... Tied tied Kasey Keller (1990) and Troy Perkins (2009) for most appearances by an MNT goalkeeper during a debut year ... Made his MNT debut as a halftime substitute in the 0-0 draw vs. Bosnia and Herzegovina in Carson, Calif. (Jan. 28) ... Kept first clean sheet in a 1-0 win vs. Paraguay in Cary, N.C. (March 27) ... Made seven saves as the USA tied soon-to-be FIFA World Cup champions France in their final match before heading to Russia on June 9 in Lyon ... Made three saves to keep the clean sheet in a 1-0 win against Mexico in Nashville (Sept. 11) ... **2016:** Earned first senior team call-up for the MNT's Copa America Transition Camp and friendly vs. Puerto Rico on May 22 ... **Under-23s – 2015:** Appeared in four matches, including two games at the CONCACAF U-23 Championship: a 3-1 victory vs. Canada (Oct. 1) and 6-1 win vs. Cuba (Oct. 3) ... **Under-20s – 2015:** Appeared in 13 matches, keeping seven clean sheets while going 8-2-3 on the year ... Played in five of six matches at the CONCACAF U-20 Championship, helping the USA qualify for the FIFA U-20 World Cup ... Appeared in all five matches at the 2015 FIFA U-20 World Cup, keeping three clean sheets in a 4-0 win vs. New Zealand (June 2), 1-0 Round of 16 victory vs. Colombia and 0-0 Quarterfinal draw with Serbia ... **2014:** Appeared in

ZACK STEFFEN'S BIO IS CONTINUED ON PAGE 337

WIL TRAPP

Position: Midfielder

Height: 5-8 (1.72 m)


Weight: 150 (68 kg)

Born: January 15, 1993 in Columbus, Ohio

Hometown: Gahanna, Ohio

College: Akron

Club: Inter Miami FC



CAREER STATS	GP/GS	MIN	G	A	Y	R	W-L-T
2015	1/0	31	0	0	0	0	0-1-0
2016	1/0	13	0	0	0	0	1-0-0
2018	9/8	714	0	0	0	0	2-4-3
2019	9/6	490	0	0	1	0	5-3-1
4-Year Totals	20/14	1204	0	0	1	0	8-8-4

After coming up through the U.S. Youth National Team setup and receiving some small bits of playing time with the MNT in previous years, Trapp became a key figure for the side during its transitional year in 2018. With multiple years of experience as captain of Columbus Crew SC, the composed central midfielder proved the perfect player to wear the armband to guide the young U.S. side, finishing the year as the team's leader in appearances and minutes. After seven seasons with Columbus, Trapp will now ply his trade with Inter Miami FC where he will figure to be a key cog in the MLS expansion side's midfield in 2020.

Career highlights:

- Captained the MNT in eight of his nine appearances during the side's transitional year in 2018.
- Became full-time captain of Columbus Crew SC ahead of the 2017 season.
- Made his MNT debut on Jan. 28, 2015 at Chile.
- Captained the Columbus Crew for the first time on May 17, 2014, becoming the first MLS Homegrown Player to wear the armband, and at age 21, also the youngest captain in league history.
- Won 2013 U.S. Soccer Young Male Player of the Year.
- Went to the 2013 FIFA U-20 World Cup, making three appearances.
- Named to the Best XI at the 2013 Concacaf U-20 Championship.

U.S. National Team – 2019: Made nine appearances (six starts) ... Appeared in two matches at the Concacaf Gold Cup, helping the USMNT to a runner-up finish ... **2018:** Finished tied with Bobby Wood for the team lead in appearances with nine and led the MNT in minutes played with 714 ... Captained the side in each of his eight starts ... Was a finalist for Male Player of the Year ... Was the only player on the team to win Budweiser Man of the Match more than once, taking the honor in the 1-0 win against Paraguay (March 27) and 1-1 draw with Peru (Oct. 16) ... **2017:** Called to January Camp, but did not appear in any matches ... **2016:** Took part in his second January Camp, appearing as a second half substitute in a 1-0 win against Canada (Feb. 5) ... **2015:** Earned his first call up and made his MNT debut as a substitute in a 3-2 loss at Chile in Rancagua (Jan. 28) ... **Under-23s:** Made seven appearances for the U-23s in 2015-16 ... Was part of the USA squad at the 2015 Concacaf Olympic Qualifying championship, captaining the squad in a 3-1 Group Stage victory against Canada (Oct. 1), before earning another start in a 6-1 win against Cuba (Oct. 3) ... Started in the 2-0 Semifinal loss to Honduras (Oct. 10) and 2-1 Third Place Match win against Canada (Oct. 13), sending the USA to the two-game intercontinental playoff with Colombia ... Captained the side and played all 180 minutes of the two-leg tie in March 2016 as the USA fell short of qualifying for the Summer Olympics ... **Under-20s:** Trapp earned 15 caps as a member of the U.S. U-20 National Team, helping the team qualify for the 2013 FIFA U-20 World Cup where he earned three caps in group play ... He was one of five finalists for U.S. Soccer's 2013 Young Male Athlete of the Year award, an honor that he went on to win ... He was

WIL TRAPP'S BIO IS CONTINUED ON PAGE 339



DeANDRE YEDLIN

Position: Defender
Height: 5-8 (1.71 m)
Weight: 165 (68 kg)
Born: July 9, 1993, in Seattle, Wash.
Hometown: Seattle, Wash.
Club: Newcastle United (England)

CAREER STATS	GP/GS	MIN	G	A	Y	R	W-L-T
2014	10/2	409	0	1	1	0	3-3-4
2015	19/10	1185	0	5	5	0	9-6-4
2016	14/11	1054	0	0	3	1	8-5-1
2017	6/6	539	0	1	1	0	2-1-3
2018	8/5	455	0	0	2	0	2-4-2
2019	5/3	250	0	0	0	0	3-1-1
6-Year Totals	62/37	3892	0	7	12	1	27-20-15

Possessing lightning speed and remarkable confidence for his age, Yedlin stood out as one of the brightest young prospects for the U.S. at the 2014 FIFA World Cup, owing to his move to Tottenham Hotspur. Though he never found his footing at White Hart Lane, Yedlin began to make his way in the English game thanks to a loan with Sunderland in 2015-16, before being sold to Newcastle United the following season. Yedlin was instrumental in helping the Toon Army regain promotion to the Premier League that season and now with a load of club and international experience under his belt, will be looked to as a key driving force in leading the MNT forward towards qualification to the 2022 FIFA World Cup.

Career highlights:

- Appeared in five of six games as the USA finished fourth at the 2016 Copa America Centenario.
- Tied Gyasi Zardes for most appearances in with 19 and finished second to Michael Bradley in assists with five in 2015.
- Named to the U.S. squad for the 2014 FIFA World Cup where he appeared in three matches.
- Completed transfer from Tottenham Hotspur to Newcastle United in August 2016 and immediately helped the Magpies regain promotion to the Premier League ahead of the 2017-18 season.
- Named 2013 MLS All Star and finalist for 2013 MLS Rookie of the Year.
- First Homegrown Player signed by the club after playing for Sounders FC Academy.
- Two-time All-MAC First Team honoree at Akron.

U.S. National Team – 2019: Recovered from groin surgery in the spring to make five overall appearances (three starts) ... Captained the team for the first time in a 1-1 draw vs. Chile on March 26 in Houston ... **2018:** Appeared in eight matches, starting five ... Achieved his 50th career cap and contributed to the clean sheet in the 1-0 win against Paraguay on March 27 in Cary, N.C. ... **2017:** Started all six matches he appeared in, recording one assist ... Appeared in four Final Round World Cup Qualifiers ... Provided the assist on Christian Pulisic's first goal in a 2-0 WCQ win vs. Trinidad & Tobago (June 8) ... Went the full 90 minutes in the MNT's 1-1 draw with Mexico at Estadio Azteca (June 11) ... **2016:** Started 11 of 14 matches for the MNT in 2016, including five of six games as the USA finished fourth in Copa America Centenario ... Appeared in four of six World Cup Qualifying matches ... **2015:** Tied for the team lead in appearances with 19, starting 10 and finishing with five assists, which placed him second behind Michael Bradley ... Cut back a cross for Bobby Wood's 11th minute equalizer in the MNT's 6-1 World Cup Qualifying win against St. Vincent and the

DeANDRE YEDLIN'S BIO IS CONTINUED ON PAGE 340

JACKSON YUEILL

Position: Midfielder

Height: 5-10 lbs.

Weight: 160

Born: March 19, 1997 in Bloomington, Minn.

Hometown: Bloomington, Minn.

Club: San Jose Earthquakes



CAREER STATS	GP/GS	MIN	G	A	Y	R	W-L-T
2019	6/5	420	0	0	0	0	3-2-1

Tenacious in the midfield and showing a keen ability in breaking lines to jumpstart the attack, Jackson Yueill built up his resume with the San Jose Earthquakes before emerging as a player to watch out for with the USMNT in 2019. The defensive midfielder earned his USMNT debut in June, before going on to play a part for the senior side in five of the team's last six matches in 2019. At 22 years old, he figures to play a big part for the U-23 MNT as it hopes to qualify for the 2020 Summer Olympics in Tokyo and is ready to stake his claim for a bigger role with the senior side as it goes into 2022 FIFA World Cup qualification this fall.


Career highlights:

- Earned his USMNT debut on June 5, 2019 vs. Jamaica and went on to appear in six matches during his first year with the senior side.
- Finished as a finalist for the 2017 MLS Rookie of the Year Award.
- Selected sixth overall by the San Jose Earthquakes in the 2017 MLS SuperDraft.

U.S. National Team – 2019: Made six appearances (five starts) in his debut year with the USMNT ... Made his first appearance in a 1-0 loss to Jamaica in Washington D.C. (June 5) ... Returned to the squad for the three camps in the fall, playing in five of the final six matches during the year... Played in three of four Conacaf Nations League matches, helping the team to wins in each ... **U-23 MNT – 2019:** Made two appearances, coming off the bench in the 2-0 loss to Egypt (March 22) and 0-0 draw vs. Netherlands (March 26) ... **U-20 MNT: 2016:** Made two appearances for the U-20 MNT during the year ... **U-20 MNT – 2014-15:** Appeared in two matches for the U-18 MNT ... **First Appearance:** June 5, 2019 vs. Jamaica ... **First Goal:** none ... **First World Cup Appearance:** none ... **First World Cup Goal:** none ... **First WCQ Appearance:** none... **First WCQ Goal:** none ... **First WCQ Assist:** none ... **Tournament Rosters:** none.

Professional – 2019: Set new single-season career highs in matches played (32), matches started (29), minutes played (2,668), goals (3), assists (5) and game-winning assists (2) ... Tallied first MLS goal in a match against the Houston Dynamo on April 13 ... Earned MLS Team of the Week honors for Weeks 9, 12 and 19 ... **U.S. Open Cup:** Did not feature in Fourth-Round match against Sacramento Republic FC on June 1 ... Started and played 78 minutes in Round of 16 match against LAFC on June 20 ... **International Friendlies:** Did not feature against C.F. Monterrey on March 23 ... Played 33 minutes as a substitute and tallied a goal against Real Valladolid C.F. on July 16 ... **2018:** Made 15 starts in 21 total appearances in MLS play, tallying three assists ... Set MLS career-highs in appearances, starts, minutes (1,293) and assists ... Made one start for San Jose's USL affiliate Reno 1868 FC ... **U.S. Open Cup:** Started and played 90 minutes in the Fourth-Round matchup against the Portland Timbers on June 6 ... **International Friendlies:** Entered as a substitute in the 62nd minute against Club Leon on March 24 ... Entered as a substitute at halftime and played 32 minutes against Manchester United on July 22 ... **2017:** Played 13 games making 10 starts ... Made his first appearance as a substitute in the 75th minute in a 0-0 draw against Sporting Kansas City on June 17 ... Made MLS Team of the Week during Week 28 ... Spent time on loan with the Quakes' USL affiliate club Reno 1868 FC, playing in six games until receiving call-up in June from the Quakes for the remainder of the season ... **U.S. Open Cup:** Played and scored his first professional goal against the SF Deltas in a 2-1 victory at Avaya Stadium on June 14 in the Fourth Round... Started match against Seattle Sounders FC in a 2-1 victory at Avaya Stadium on June 28 in the Round of 16 ... Started against the LA Galaxy in a 3-2 victory at Avaya Stadium on July 10 in the Quarterfinals ... Started Semifinal match against Sporting Kansas City ending in a 5-4 penalty shootout

JACKSON YUEILL'S BIO IS CONTINUED ON PAGE 341



GYASI ZARDES

Position: Forward
Height: 6-2 (1.87 m)
Weight: 175 lbs. (79 kg)
Born: Sept. 2, 1991, in Hawthorne, Calif.
Hometown: Hawthorne, Calif.
College: CSU Bakersfield
Club: Columbus Crew SC

CAREER STATS	GP/GS	MIN	G	A	Y	R	W-L-T
2015	19/16	1403	3	10	0	0	10-6-3
2016	12/11	882	3	9	0	0	8-4-0
2017	6/2	231	0	1	0	0	5-0-1
2018	3/2	145	0	0	0	0	1-1-1
2019	15/10	884	6	13	0	0	9-4-2
5-Year Totals	55/41	3530	12	33	0	0	33-15-7

A pacey attacker who moved between playing as a striker and winger, Gyasi Zardes carved out a firm spot as one of the USMNT's main center forwards under former club coach Gregg Berhalter in 2019. Leading the team with six goals, the year proved an international rebirth for Zardes, who comes into 2020 as one of the senior members of the player pool. Coming onto the international scene in 2015, Zardes has helped the USA to a fourth-place finish at the Copa America Centenario, the 2017 Concacaf Gold Cup title and the 2019 Concacaf Gold Cup final. Zardes' experience and familiarity with Berhalter's playing style will prove valuable as the MNT looks to the 2019 Concacaf Gold Cup and qualification for the 2022 FIFA World Cup.

Career highlights:

- Led the USMNT with six goals in 2019 and was a finalist for U.S. Soccer Male Player of the Year.
- Led all U.S. eligible players with 19 regular season goals during his first season with Columbus Crew SC in 2018.
- Appeared in five of six matches to help the USA win the 2017 Concacaf Gold Cup.
- Started 11 of 12 appearances for the MNT in 2016, tallying three goals and three assists along the way.
- Appeared in all six Copa America Centenario matches, recording a goal and assist to help the MNT to a fourth-place finish.
- Tied Claudio Reyna's 1994 record for most appearances by an MNT player in his debut year with 19 in 2015.
- Named to 2015 CONCACAF Gold Cup squad, appearing in all six matches and tallying one goal.
- Won MLS Cup 2014 with the LA Galaxy.

U.S. National Team – 2019: Made the second-most appearances of his career in a calendar year, tying Paul Arriola for the team lead with 15 caps (10 starts) ... For the first time in his career, led the team in goals with six, including the second and third multi-goal matches of his career ... Recorded a brace in 4-1 Concacaf Nations League group stage win vs. Canada in Orlando (Nov. 15) ... Recorded a brace in the USMNT's 6-0 Concacaf Gold Cup group stage win vs. Trinidad & Tobago in Cleveland (June 22) ... Scored in the team's Gold Cup opener, a 4-0 win vs. Guyana in Saint Paul (June 18) ... Bagged the game winner in a 1-0 friendly victory vs. Ecuador in Orlando (March 21) ... **2018:** Appeared in three matches, starting two, while logging a total of 145 minutes ... Earned starts against Bosnia and Herzegovina (Jan. 28) and Mexico (Sept. 11) ... **2017:** Made six appearances, starting two matches and recording one assist ... Appeared in five of six matches during the USA's successful run to the 2017 Concacaf Gold Cup ... Handed off the game-winning assist to Jordan Morris in the 76th minute of the MNT's 3-2 win against Martinique during the Gold Cup group stage (July

GYASI ZARDES' BIO IS CONTINUED ON PAGE 341

WALKER ZIMMERMAN

Position: Defender

Height: 6-3 (1.90 m)


Weight: 185 (84 kg)

Born: May 19, 1993 in Lawrenceville, Ga.

Hometown: Lawrenceville, Ga.

College: Furman

Club: LAFC



CAREER STATS	GP/GS	MIN	G	A	Y	R	W-L-T
2017	1/1	90	0	0	0	0	1-0-0
2018	2/2	180	1	0	0	0	1-0-1
2019	7/6	553	1	0	0	0	5-2-0
3-Year Totals	10/9	823	2	0	0	0	7-2-1

A consistent performer in Major League Soccer, Zimmerman has shown to be a hulking presence for club and country. Five seasons with FC Dallas helped Zimmerman make his way into the USMNT picture in 2017 when he turned in a Man of the Match performance in his first appearance. Showing continued aerial prowess at both ends of the field, Zimmerman made further strides for club and country in 2019, earning MLS Best XI honors for his play with LAFC, while making solid contributions as part of the USMNT's Gold Cup squad. Firmly in the center back conversation, the veteran defender will battle among a crowded field in his position as the team tackles the 2021-22 Concacaf Nations League Final Round and 2022 FIFA World Cup Qualifying campaign.

Career highlights:

- Earned MLS Best XI honors while helping LAFC to the most points in MLS regular season history and the 2019 MLS Supporters Shield.
- Scored a career-high four goals during his first season with expansion side LAFC in 2018.
- Tallied his first international goal in a 3-0 win against Bolivia on May 28, 2018 in Chester, Pa.
- Earned Man of the Match honors in his first USMNT appearance, a 1-0 win against Jamaica on Feb. 3, 2017 in Chattanooga.
- Helped FC Dallas to the MLS Supporters Shield and Lamar Hunt U.S. Open Cup in 2016.

U.S. National Team – 2019: Made a career-high seven appearances (six starts), contributing a goal ... Scored the second goal of the USMNT's 3-0 friendly win vs. Panama in Glendale, Ariz. (Jan. 27) Aided the team to clean sheets in five of his seven appearances on the year ... Helped keep three clean sheets in his three caps at the Concacaf Gold Cup ... **2018:** Made three appearances over three different camps, tallying his first international goal in the process ... Helped keep a clean sheet in the 0-0 draw with Bosnia and Herzegovina (Jan. 28) ... Scored his first international goal and helped keep the clean sheet in a 3-0 win against Bolivia (May 28) ... Played the full 90 minutes in a 1-0 defeat to Italy in Genk, Belgium (Nov. 20) ... **2017:** Earned first senior-team call-up for 2017 January Camp and collected his first cap, winning Man of the Match honors in a 1-0 shutout victory against Jamaica in Chattanooga, Tenn. (Feb. 3) ... **Under-23s:** Made three appearances during the 2015-16 cycle ... **Under-20s:** Made five appearances scoring one goal during the 2013 U-20 cycle ... **Under-18s:** Captained the USA at the 2011 Milk Cup in Northern Ireland and was named the 2010 U.S. U-18 Team MVP at the Tel Aviv, Israel Tournament ... **First Appearance:** Feb. 3, 2017 vs. Jamaica ... **First Goal:** May 28, 2018 vs. Bolivia ... **Tournament Rosters:** Concacaf Gold Cup (2019).

Professional – 2019: Started each of his 27 combined regular season and playoff matches, earning MLS Best XI honors while helping LAFC set a new record for points during the MLS regular season and the 2019 Supporters Shield ... Helped the club keep clean sheets in eight of his appearances ... Registered one goal and one assist ... **2018:** Joined expansion side LAFC in late 2017 and went on to appear in 26 regular season

WALKER ZIMMERMAN'S BIO IS CONTINUED ON PAGE 343





THE U.S. NATIONAL SOCCER TEAM PLAYERS ASSOCIATION

The U.S. National Soccer Team Players Association is the labor organization for all current members of the United States Men's National Soccer Team, the membership organization for all current and former members of the National Team, and an organization dedicated to connecting National Team players to community and charitable activities. Founded in 1996 by the members of the U.S. Men's National Team, the Players Association represents them in collective bargaining with the United States Soccer Federation. Until that time, the players had no unified voice on matters such as the financial and business terms under which players played for the National Team.

The Players founded the Association with a very simple principle: fair and equal treatment for everyone appearing for their National Team. That rationale has carried the Players Association through more than twenty years and the negotiation of four collective bargaining agreements.

The players' unwavering interest in building the sport in this country has helped develop the Players Association as a multi-faceted organization serving not just the interest of its members, but also the wider community of American soccer. The Players Association believes that the best way to grow the game in this country is to build meaningful links from the grassroots to the highest level of American professional soccer, the U.S. National Team program.

OUR MISSION

The primary purpose of the organization and its website is to promote soccer in the United States and the US National Team Players and to help everyone interested or involved in the sport in the U.S.

While the Players Association represents all U.S. Men's National Soccer Team members in their negotiations with the United States Soccer Federation, the goal of the Association is to improve the quality and quantity of soccer in the United States. The Players are encouraging more people to play, watch and involve themselves with soccer at all levels, from the very beginning youth programs, to elite youth soccer, high school and college soccer, adult recreational leagues, professional soccer leagues and the international competitions of the United States Men's National Team and the World Cup.

OUR GOALS

- Reach people interested in soccer
- Encourage, nurture and reward that interest
- Make it easy for those people to expand their connection to the sport
- Give them the information they need to expand their interest and knowledge
- Increase awareness of the US National Team players and all they do to advance the sport and support community and charitable organizations
- Increase the opportunities for all children to experience the joys of playing soccer
- Improve the quality of youth soccer coaching
- Improve the youth soccer environment
- Partner with other significant soccer organizations in the United States
- Encourage players to experience the benefits of playing, watching and being involved in soccer throughout their lifetimes
- Create a soccer community that shares the Players Association's goal of increasing soccer's role and significance in the U.S.
- Capitalize upon the Players' commitment to supporting soccer to help the United States reap the benefits the game can provide throughout our country

PLAYER REPRESENTATIVES

Michael Bradley
Brad Guzan
Zack Steffen
Wil Trapp
DeAndre Yedlin
Tyler Adams (young player rep)

Acting Executive Director
Mark Levinstein
mlevinstein@wc.com

General Manager
J Hutcherson
Jhutcherson@usnstpa.com

Web Site
www.ussoccerplayers.com

Phone
202-552-1846



NIKE.COM/SOCCER



MINT HISTORY



2019 U.S. Men's National Team Final Statistics

Full International Record: 11-5-2

INDIVIDUAL STATISTICS

Player	Pos	GP/GS	MIN	G	A	Y/R	Career		
							Caps/Goals/Assists		
Adams, Tyler	M	1/1	90	0	0	0/0	10/1/0		
Altidore, Jozy	F	5/3	264	1	1	1/0	115/42/14		
Amon, Jonathan	M	1/0	31	0	0	0/0	2/0/0		
Arriola, Paul	M	15/12	1112	3	1	1/0	32/5/3		
Baird, Corey	M	4/3	226	0	1	0/0	4/0/1		
Boyd, Tyler	F	10/6	510	2	1	0/0	10/2/1		
Bradley, Michael	M	9/8	717	0	1	0/0	151/17/23		
Brooks, John	D	2/2	180	0	0	0/0	38/3/0		
Cannon, Reggie	D	8/6	561	0	1	0/0	10/0/1		
Carter-Vickers, Cameron	D	1/0	86	0	0	0/0	8/0/0		
Dest, Sergiño	D	3/3	156	0	1	0/0	3/0/1		
Ebobisse, Jeremy	M	1/1	66	0	0	0/0	1/0/0		
Gonzalez, Omar	D	4/3	271	0	0	0/0	52/3/0		
Guzan, Brad	GK	4/4	360	0	0	0/0	64/0/0		
Gyau, Joe	F	1/0	18	0	0	0/0	3/0/0		
Holmes, Duane	M	2/0	52	0	0	1/0	2/0/0		
Horvath, Ethan	GK	1/1	90	0	0	0/0	4/0/0		
Johnson, Sean	GK	3/2	196	0	0	0/0	8/0/0		
Lewis, Jonathan	M	5/1	126	0	2	0/0	5/0/2		
Lima, Nick	D	9/6	596	0	3	0/0	9/0/3		
Lletget, Sebastian	M	8/2	333	1	1	0/0	13/2/1		
Long, Aaron	D	14/14	1190	3	1	1/0	16/3/1		
Lovitz, Daniel	D	13/6	635	0	0	1/0	13/0/0		
McKennie, Weston	M	12/12	948	5	3	3/0	19/6/3		
Miazga, Matt	D	7/7	612	0	0	0/0	18/1/1		
Mihailovic, Djordje	M	5/4	321	1	0	0/0	5/1/0		
Morales, Alfredo	M	3/1	131	0	0	1/0	16/0/0		
Morris, Jordan	F	14/9	779	5	6	0/0	39/10/8		
Pomykal, Paxton	M	1/0	5	0	0	0/0	1/0/0		
Pulisic, Christian	M	11/10	762	5	3	0/0	34/14/9		
Ramirez, Christian	F	2/0	18	1	0	0/0	2/1/0		
Ream, Tim	D	14/14	1210	0	2	0/0	40/1/3		
Robinson, Antonee	D	1/1	80	0	0	0/0	7/0/2		
Robinson, Miles	D	2/0	57	0	0	0/0	2/0/0		
Roldan, Cristian	M	14/10	951	0	0	0/0	19/0/0		
Sargent, Josh	F	6/5	458	3	0	1/0	12/5/0		
Steffen, Zack	GK	11/11	974	0	0	0/0	17/0/0		
Trapp, Wil	M	9/6	490	0	0	1/0	20/0/0		
Yedlin, DeAndre	D	5/3	250	0	0	0/0	62/0/7		
Yueill, Jackson	M	6/5	420	0	0	0/0	6/0/0		
Zardes, Gyasi	M	15/10	884	6	1	0/0	55/12/9		
Zimmerman, Walker	D	7/6	553	1	0	2/0	11/2/0		
OWN GOAL					1				

TOTALS	18/18	1530	38	29	13/0
OPPONENT TOTALS	18/18	1530	14	11	22/0

GOALKEEPING STATISTICS

Player	GP/GS	MIN	GF	GA	SO	Saves	W-L-T	GAA	Caps	SO	Wins
Guzan, Brad	4/4	360	16	2	2	6	3-0-1	0.50	64	20	33
Horvath, Ethan	1/1	90	1	1	0	2	0-0-1	1.00	4	1	1
Johnson, Sean	3/2	196	4	0	2	2	2-0-0	0.00	8	4	3
Steffen, Zack	11/11	974	17	11	4	29	6-5-0	1.02	17	6	8

TOTALS	18/18	1620	38	14	8	39	11-5-2	0.78			
OPPONENT TOTALS	18/18	1530	14	38	4	-	5-11-2	2.24			

Note: U.S. goal total includes own goal scored by Cuba on Oct. 11, 2019

2019 U.S. Men's National Team Final Results

Date	Opponent	Result	Venue	Location	Attendance
Jan. 27	Panama	3-0 W	State Farm Stadium	Glendale, Ariz.	9,040
Feb. 2	Costa Rica	2-0 W	Avaya Stadium	San Jose, Calif.	13,656
March 21	Ecuador	1-0 W	Orlando City Stadium	Orlando, Fla.	17,422
March 26	Chile	1-1 D	BBVA Compass Stadium	Houston, Texas	18,033
June 5	Jamaica	0-1 L	Audi Field	Washington, D.C.	17,719
June 9	Venezuela	0-3 L	Nippert Stadium	Cincinnati, Ohio	23,955
June 18	Guyana	4-0 W	Allianz Field	Saint Paul, Minn.	19,418
June 22	Trinidad & Tobago	6-0 W	FirstEnergy Stadium	Cleveland, Ohio	23,921
June 26	Panama	1-0 W	Children's Mercy Park	Kansas City, Kan.	17,037
June 30	Curaçao	1-0 W	Lincoln Financial Field	Philadelphia, Pa.	26,233
July 3	Jamaica	3-1 W	Nissan Stadium	Nashville, Tenn.	28,473
July 7	Mexico	0-1 L	Soldier Field	Chicago, Ill.	62,493
Sept. 6	Mexico	0-3 L	MetLife Stadium	East Rutherford, N.J.	47,960
Sept. 10	Uruguay	1-1 D	Busch Stadium	St. Louis, Mo.	20,625
Oct. 11	Cuba	7-0 W	Audi Field	Washington, D.C.	13,784
Oct. 15	Canada	0-2 L	BMO Field	Toronto, Canada	17,126
Nov. 15	Canada	4-1 W	Exploria Stadium	Orlando, Fla.	13,103
Nov. 19	Cuba	4-0 W	Truman Bodden Sports Complex	George Town, Cayman Islands	1,966

2018 USMNT Final Statistics

International Record: 20-1-3

INDIVIDUAL STATISTICS

Name	Pos.	GP/GS	Min.	G	A	Y/R
Acosta, Kellyn	M	6/4	392	1	1	1/0
Adams, Tyler	M	8/7	658	1	0	1/0
Agudelo, Juan	F	1/0	21	0	0	0/0
Amon, Jonathan	M	1/1	55	0	0	0/0
Arriola, Paul	M	2/1	100	0	0	0/0
Bono, Alex	GK	1/1	90	0	0	0/0
Bradley, Michael	M	2/1	101	0	0	0/0
Brooks, John	D	3/3	270	0	0	0/0
Cannon, Reggie	D	2/2	161	0	0	1/0
Carter-Vickers, Cameron	D	6/6	511	0	0	2/0
Corona, Joe	M	3/1	91	0	1	2/0
de la Torre, Luca	M	1/0	13	0	0	0/0
Delgado, Marky	M	6/3	268	0	0	0/0
Gall, Romain	M	1/0	7	0	0	0/0
Gooch, Lynden	M	1/0	17	0	0	0/0
Green, Julian	M	7/4	381	1	0	0/0
Guzan, Brad	GK	2/2	180	0	0	0/0
Hamid, Bill	GK	2/2	135	0	0	0/0
Horvath, Ethan	GK	1/1	90	0	0	0/0
Lichaj, Eric	D	2/2	130	0	0	0/0
Lletget, Sebastian	M	2/0	21	0	0	0/0
Long, Aaron	D	2/2	180	0	0	0/0
McKennie, Weston	M	6/6	460	0	0	2/0
Miazga, Matt	D	7/7	597	0	1	1/0
Moore, Shaq	D	5/3	243	0	0	2/0
Morris, Jordan	F	1/1	90	0	0	0/0
Morrow, Justin	D	1/1	90	0	0	1/0
Nagbe, Darlington	M	1/1	89	0	0	0/0
Novakovich, Andrija	F	3/0	52	0	0	0/0
Olosunde, Matt	D	1/0	19	0	0	0/0
Opara, Ike	D	1/1	90	0	0	0/0
Palmer-Brown, Erik	D	2/1	123	0	0	0/0
Parker, Tim	D	2/1	119	0	0	0/0
Parks, Keaton	M	1/0	28	0	0	0/0
Picault, Fafa	M	1/0	32	0	0	0/0
Polster, Matt	D	1/1	90	0	0	0/0
Pulisic, Christian	M	3/3	262	0	0	0/0
Robinson, Antonee	D	6/4	372	0	2	1/0
Roldan, Cristian	M	4/1	82	0	0	0/0
Rowe, Kelyn	M	1/0	45	0	0	0/0
Rubin, Rubio	M	4/2	180	0	0	0/0
Saief, Kenny	M	3/2	139	0	0	0/0
Sapong, C.J.	F	1/1	45	0	0	0/0
Sargent, Josh	F	6/3	266	2	0	0/0
Steffen, Zack	GK	6/5	495	0	0	0/0
Sweat, Ben	D	2/1	105	0	0	0/0
Trapp, Wil	M	9/8	714	0	0	0/0
Villafañá, Jorge	D	6/3	292	0	0	0/0
Weah, Tim	M	8/6	512	1	1	2/0
Wood, Bobby	F	9/6	520	3	0	1/0
Yedlin, DeAndre	D	8/5	455	0	0	2/0
Zardes, Gyasi	M	3/2	145	0	0	0/0
Zimmerman, Walker	D	3/3	270	1	0	0/0

Totals	11/11	990	10	6	19/0
Opponent Totals	11/11	990	14	13	14/1

GOALKEEPING STATISTICS

Name	GP/GS	Min.	GF / GA / SO	GAA	W-L-T
Bono, Alex	1/1	90	3 / 0 / 1	1-0-0	0.00
Guzan, Brad	2/2	180	1 / 4 / 0	0-1-1	2.00
Hamid, Bill	2/2	135	1 / 2 / 0	0-0-1	1.33
Horvath, Ethan	1/1	90	0 / 1 / 0	0-1-0	1.00
Steffen, Zack	6/5	495	5 / 7 / 2	2-2-1	1.27

Totals	11/11	990	10 / 14 / 3	3-5-3	1.27
Opponent Totals	11/11	990	14 / 10 / 4	5-3-3	0.91

2017 USMNT Final Statistics

International Record: 20-1-3

INDIVIDUAL STATISTICS

Name	Pos.	GP/GS	Min.	G	A	Y/R
Acosta, Kellyn	M	13/8	765	1	0	3/0
Adams, Tyler	M	1/1	90	0	0	0/0
Agudelo, Juan	F	6/3	282	0	0	0/0
Altidore, Jozy	F	11/10	854	4	3	2/0
Arriola, Paul	F	12/8	618	0	1	1/0
Beasley, DaMarcus	D	3/2	156	0	0	1/0
Bedoya, Alejandro	M	11/3	428	0	3	1/0
Besler, Matt	D	8/8	720	0	0	1/0
Bingham, David	GK	1/0	45	0	0	0/0
Birnbaum, Steve	D	2/2	180	0	0	0/0
Bradley, Michael	M	14/13	1198	2	1	0/0
Brooks, John	D	4/4	261	0	0	0/0
Cameron, Geoff	D	6/5	401	0	0	1/0
Carter-Vickers, Cameron	D	1/0	45	0	0	0/0
Corona, Joe	M	3/3	199	1	0	1/0
Dempsey, Clint	F	11/6	632	5	4	1/0
Dwyer, Dom	F	4/3	253	2	0	0/0
Evans, Brad	D	1/0	22	0	0	0/0
Feilhaber, Benny	M	3/1	81	0	1	0/0
Garza, Greg	D	1/1	69	0	0	0/0
Gooch, Lynden	M	1/0	31	0	0	0/0
Gonzalez, Omar	D	13/11	1037	2	0	2/0
Guzan, Brad	GK	5/5	450	0	0	0/0
Hamid, Bill	GK	2/1	135	0	0	0/0
Hedges, Matt	D	4/3	304	0	0	0/0
Horvath, Ethan	GK	1/1	45	0	0	0/0
Howard, Tim	GK	10/10	900	0	0	1/0
Johnson, Fabian	M	3/3	227	0	1	0/0
Jones, Jermaine	M	2/2	120	0	0	0/0
Kljestan, Sacha	M	1/1	77	0	0	1/0
Lichaj, Eric	D	3/3	239	1	1	0/0
Lletget, Sebastian	M	3/2	153	1	0	0/0
Marshall, Chad	D	1/1	90	0	0	0/0
McCarty, Dax	M	8/4	376	0	0	0/0
McKennie, Weston	M	1/1	84	1	0	0/0
Miazga, Matt	D	2/2	180	1	0	0/0
Morris, Jordan	F	11/4	469	4	1	0/0
Morrow, Justin	D	2/2	180	0	0	1/0
Nagbe, Darlington	M	14/11	1052	0	0	1/0
Pontius, Chris	M	5/2	209	0	0	0/0
Pulisic, Christian	M	9/9	773	6	4	0/0
Ream, Tim	D	5/3	317	0	0	0/0
Rimando, Nick	GK	1/1	90	0	0	0/0
Robles, Luis	GK	1/1	45	0	0	0/0
Roldan, Cristian	M	1/1	90	0	0	0/0
Rowe, Kelyn	M	3/3	193	1	1	0/0
Saief, Kenny	M	1/0	19	0	0	0/0
Sapong, CJ	F	1/1	77	0	1	0/0
Villafañá, Jorge	D	15/13	1173	0	1	1/0
Williams, Danny	M	1/1	90	0	0	0/0
Wood, Bobby	F	7/6	463	2	0	0/0
Yedlin, DeAndre	D	6/6	539	0	1	1/0
Zardes, Gyasi	M	6/2	231	0	1	1/0
Zimmerman, Walker	D	1/1	90	0	0	0/0
Zusi, Graham	D	13/10	878	0	1	1/0
Own Goal						1

Totals	19/19	1710	34	26	21/0
Opponent Totals	19/19	1710	14	11	26/2

GOALKEEPING STATISTICS

Name	GP/GS	Min.	GF / GA / SO	GAA	W-L-T
Bingham, David	1/0	45	1 / 0 / 0	0.00	1-0-0
Guzan, Brad	5/5	450	8 / 6 / 0	1.20	2-0-3
Hamid, Bill	2/1	135	3 / 0 / 1	0.00	1-0-0
Horvath, Ethan	1/1	45	1 / 1 / 0	2.00	0-0-1
Howard, Tim	10/10	900	21 / 7 / 5	0.70	6-2-2
Rimando, Nick	1/1	90	0 / 0 / 1	0.00	0-0-1
Robles, Luis	1/1	45	0 / 0 / 0	0.00	0-0-0

Totals	19/19	1710	34 / 14 / 7	0.74	10-2-7
Opponent Totals	19/19	1710	14 / 34 / 2	1.79	2-10-7

2016 USMNT Final Statistics

Full International Record: 12-6-1

INDIVIDUAL STATISTICS

Name	Pos.	GP/GS	Min.	G	A	Pts	Y/R
Acosta, Kellyn	D	4/4	283	0	0	0	0/0
Agudelo, Juan	F	1/0	13	0	0	0	0/0
Altidore, Jozy	F	10/8	709	6	2	14	2/0
Arriola, Paul	F	3/1	137	2	1	5	0/0
Beckerman, Kyle	M	7/6	317	0	0	0	0/0
Bedoya, Alejandro	M	11/10	765	0	3	3	2/0
Besler, Matt	D	10/9	768	1	0	2	3/0
Bingham, David	GK	2/1	135	0	0	0	0/0
Birnbaum, Steve	D	8/5	482	1	1	3	0/0
Boyd, Terrence	F	1/0	3	0	0	0	0/0
Bradley, Michael	M	17/17	1500	0	3	3	3/0
Brooks, John	D	11/11	887	1	0	2	2/0
Cameron, Geoff	D	12/12	1080	1	0	2	0/0
Castillo, Edgar	D	2/2	180	0	0	0	0/0
Chandler, Timmy	D	3/2	208	0	0	0	2/0
Dempsey, Clint	F	10/10	769	4	4	12	0/0
Diskerd, Mix	M	2/1	122	0	0	0	0/0
Evans, Brad	M	1/1	45	0	0	0	0/0
Finlay, Ethan	M	3/1	83	0	1	1	0/0
Gonzalez, Omar	D	5/5	425	0	0	0	0/0
Gooch, Lynden	M	2/0	53	0	0	0	0/0
Green, Julian	F	3/2	195	2	0	4	0/0
Guzan, Brad	GK	12/11	996	0	0	0	1/0
Horvath, Ethan	GK	1/1	90	0	0	0	0/0
Howard, Tim	GK	5/4	354	0	0	0	0/0
Hyndman, Emerson	M	1/0	45	0	0	0	0/0
Johnson, Fabian	D	12/11	997	0	2	2	1/0
Jones, Jermaine	M	11/11	862	1	1	3	3/1
Kiesewetter, Jerome	F	2/0	46	0	0	0	0/0
Kitchen, Perry	M	3/2	109	0	0	0	0/0
Kljestan, Sacha	M	5/3	271	2	2	6	0/0
Lichaj, Eric	D	1/0	28	0	0	0	0/0
Miazga, Matt	D	1/0	45	0	0	0	0/0
Morales, Alfredo	M	1/1	90	0	0	0	0/0
Morris, Jordan	F	5/1	184	0	0	0	0/0
Nagbe, Darlington	M	8/0	228	1	1	3	1/0
Naguyen, Lee	M	2/1	150	0	0	0	0/0
Orozco, Michael	D	9/7	517	1	0	2	2/1
Picault, Fabrice	F	1/0	20	0	0	0	0/0
Pulisic, Christian	M	11/4	471	3	2	8	0/0
Ream, Tim	D	1/1	62	1	0	2	0/0
Robles, Luis	GK	1/1	90	0	0	0	0/0
Stanko, Caleb	M	1/0	19	0	0	0	0/0
Tchani, Tony	M	1/0	20	0	0	0	0/0
Trapp, Wil	M	1/0	13	0	0	0	0/0
Vincent, Brandon	D	1/0	45	0	0	0	0/0
Williams Danny	M	3/2	139	0	0	0	0/0
Wondolowski, Chris	F	4/2	122	1	1	3	1/0
Wood, Bobby	F	15/14	1144	4	2	10	2/0
Yarborough, William	GK	1/1	45	0	0	0	0/0
Yedlin, DeAndre	D	14/12	1054	0	0	0	3/1
Zardes, Gyasi	F	12/11	882	3	3	9	0/0
Zusi, Graham	M	10/5	430	2	0	4	0/0

Totals	19/19	1710	37	29	103	28/3
Opponent Totals	19/19	1710	20	12	52	30/2

GOALKEEPING STATISTICS

Name	GP/GS	Min.	GF	GA	SO	GAA	W-L-T
Bingham, David	2/1	135	1	1	1	0.67	1-1-1
Guzan, Brad	12/11	996	25	13	6	1.17	8-4-0
Horvath, Ethan	1/1	90	2	0	1	0.00	1-0-0
Howard Tim	5/4	354	5	4	1	1.02	1-2-0
Robles, Luis	1/1	90	3	2	0	2.00	1-0-0
Yarborough, William	1/1	45	1	0	0	0.00	1-0-0

Totals	19/19	1710	37	20	9	1.0512	6-1
Opponent Totals	19/19	1710	20	37	3	1.956	12-1

2015 USMNT Final Statistics

Full International Record: 10-6-4

INDIVIDUAL STATISTICS

Name	Pos.	GP/GS	Min.	G	A	Pts	Y/R
Agudelo, Juan	F	2/1	71	1	0	2	0/0
Altidore, Jozy	F	13/13	914	6	2	14	3/1
Alvarado, Ventura	D	13/8	866	0	0	0	2/0
Beasley, DaMarcus	D	2/1	150	0	0	0	0/0
Beckerman, Kyle	M	9/7	588	0	0	0	2/0
Bedoya, Alejandro	M	7/7	437	0	1	1	0/0
Besler, Matt	D	6/5	509	0	1	1	1/0
Birnbaum, Steve	D	1/1	90	0	0	0	0/0
Bradley, Michael	M	18/18	1668	3	6	12	4/0
Brooks, John	D	10/10	871	1	0	2	3/0
Cameron, Geoff	D	6/5	435	2	0	4	0/0
Chandler, Timmy	D	9/9	766	1	2	4	3/0
Corona, Joe	M	3/2	210	0	0	0	0/0
Dempsey, Clint	F	10/8	823	9	0	18	0/0
Diskerd, Mix	M	11/6	600	1	1	3	1/0
Evans, Brad	M	8/3	410	0	1	1	1/0
Garza, Greg	D	4/3	246	0	0	0	0/0
Gil, Luis	M	1/0	10	0	0	0	0/0
Gonzalez, Omar	D	6/6	450	1	2	0	0/0
Gordon, Alan	F	1/0	18	0	0	0	0/0
Guzan, Brad	GK	13/13	1230	0	0	0	0/0
Hedges, Matt	D	1/0	19	0	0	0	0/0
Howard, Tim	GK	2/2	180	0	0	0	0/0
Ibarra, Miguel	M	2/1	123	0	0	0	0/0
Johannsson, Aron	F	10/7	619	2	1	5	0/0
Johnson, Fabian	M	13/12	968	1	2	4	1/0
Johnson, Sean	GK	1/0	45	0	0	0	0/0
Jones, Jermaine	M	8/8	667	0	1	1	3/0
Kitchen, Perry	D	2/0	47	0	0	0	0/0
Miazga, Matt	D	1/0	27	0	0	0	0/0
Morales, Alfredo	M	6/3	280	0	0	0	0/0
Morris, Jordan	F	6/1	151	1	1	3	0/0
Nagbe, Darlington	F	2/0	50	0	0	0	0/0
Nguyen, Lee	M	3/0	76	0	0	0	1/0
Orozco, Michael	D	7/6	484	0	0	0	2/0
Ream, Tim	D	9/7	641	0	1	1	0/0
Rimando, Nick	GK	5/5	315	0	0	0	0/0
Rubin, Rubio	F	1/0	24	0	0	0	0/0
Shea, Brek	M	7/5	487	2	0	4	1/0
Spector, Jonathan	D	2/0	46	0	0	0	0/0
Trapp, Wil	M	1/0	31	0	0	0	0/0
Williams, Danny	M	6/3	327	2	0	4	3/0
Wondolowski, Chris	F	6/2	220	1	0	2	1/0
Wood, Bobby	F	9/3	353	4	1	9	2/0
Wooten, Andrew	F	1/0	19	0	0	0	0/0
Yarborough, William	GK	2/0	90	0	0	0	0/0
Yedlin, DeAndre	D	19/10	1185	0	5	5	5/0
Zardes, Gyasi	F	19/16	1403	3	4	10	0/0
Zusi, Graham	M	4/3	198	0	0	0	0/0
Own goal							1

Totals	20/20	1800	42	30	114	39/1
Opponent Totals	20/20	1800	26	21	73	25/0

GOALKEEPING STATISTICS

Name	GP/GS	Min.	GF	GA	SO	GAA	W-L-T
Guzan, Brad	13/13	1230	33	18	3	1.32	8-3-2
Howard, Tim	2/2	180	0	1	1	0.50	0-1-1
Johnson, Sean	1/0	45	0	0	0	0.00	0-0-0
Rimando, Nick	5/5	315	7	6	0	1.71	1-2-0
Yarborough, William	2/0	90	2	1	0	1.00	1-0-0

Totals	20/20	1800	42	26	4*	0.8910	6-4
Opponent Totals	20/20	1800	26	42	2	2.146	10-4

*Note: Rimando and Yarborough shared shutout on April 15, 2015

*Note: Rimando and Johnson shared shutout on Feb. 8, 2015

2014 USMNT Final Statistics

Full International Record: 6-5-4

INDIVIDUAL STATISTICS

Name	Pos.	GP/GS	Min.	G	A	Pts	Y/R
Agudelo, Juan	F	1/0	6	0	0	0	0/0
Alexander, Eric	M	1/0	9	0	0	0	0/0
Altidore, Jozy	F	10/10	800	4	0	8	2/0
Beasley, DaMarcus	D	7/6	530	0	0	0	0/0
Beckerman, Kyle	M	9/8	723	0	0	0	2/0
Bedoya, Alejandro	M	12/11	862	1	0	2	0/0
Beltran, Tony	D	1/1	71	0	0	0	0/0
Besler, Matt	D	11/11	840	0	0	0	1/0
Bradley, Michael	M	9/9	824	1	5	7	0/0
Brooks, John	D	6/4	421	1	0	2	0/0
Cameron, Geoff	D	8/8	705	0	0	0	2/0
Castillo, Edgar	D	1/1	62	0	0	0	0/0
Chandler, Timmy	D	7/5	468	0	0	0	0/0
Corona, Joe	M	3/1	125	0	0	0	1/0
Davis, Brad	M	5/4	298	0	2	2	0/0
Dempsey, Clint	F	9/9	805	3	0	6	0/0
Diskerd, Mix	M	9/6	514	3	0	6	1/0
Donovan, Landon	F	3/2	162	0	1	1	0/0
Edu, Maurice	M	1/0	19	0	0	0	0/0
Evans, Brad	M	1/1	73	0	0	0	0/0
Feilhaber, Benny	M	1/0	31	0	0	0	0/0
Garza, Greg	D	5/3	303	0	0	0	0/0
Gil, Luis	M	1/0	16	0	0	0	0/0
Gonzalez, Omar	D	8/4	476	0	0	0	1/0
Goodson, Clarence	D	2/0	63	0	0	0	0/0
Green, Julian	F	5/1	170	1	0	2	0/0
Guzan, Brad	GK	4/3	270	0	0	0	0/0
Gyau, Joe	F	2/2	111	0	0	0	0/0
Hamid, Bill	GK	1/1	90	0	0	0	0/0
Howard, Tim	GK	8/8	705	0	0	0	0/0
Hyndman, Emerson	M	1/0	24	0	0	0	0/0
Ibarra, Miguel	F	1/0	1	0	0	0	0/0
Johannsson, Aron	F	3/0	125	1	0	2	0/0
Johnson, Eddie	F	2/0	58	0	0	0	0/0
Johnson, Fabian	D	11/11	875	1	1	3	1/0
Johnson, Jermaine	M	10/10	874	1	1	3	2/0
Kljestan, Sacha	M	1/1	62	0	0	0	0/0
Morales, Alfredo	M	5/1	161	0	0	0	1/0
Morris, Jordan	F	1/0	15	0	0	0	0/0
Nguyen, Lee	M	1/0	13	0	0	0	0/0
Onyewu, Oguchi	D	1/1	90	0	0	0	0/0
Orozco, Michael	D	2/2	106	0	0	0	1/0
Parkhurst, Michael	D	2/2	180	0	0	0	0/0
Ream, Tim	D	4/0	105	0	0	0	0/0
Rimando, Nick	GK	4/3	315	0	0	0	0/0
Rubin, Rubio	F	2/1	80	0	0	0	0/0
Shea, Brek	M	2/0	56	0	0	0	0/0
Williams, Danny	M	1/0	11	0	0	0	0/0
Wondolowski, Chris	F	8/4	300	3	1	7	0/0
Wood, Bobby	F	4/0	165	0	0	0	0/0
Yedlin, DeAndre	D	10/2	409	0	1	1	1/0
Zusi, Graham	M	10/8	603	0	3	3	0/0
Totals		15/15	1380	20	15	55	16/0
Opponent Totals		15/15	1380	20	11	51	14/0

GOALKEEPING STATISTICS

Name	GP/GS	Min.	GF	GA	SO	GAA	W-L-T
Guzan, Brad	4/3	270	4	4	0	1.33	2-1-1
Hamid, Bill	1/1	90	1	4	0	4.00	0-1-0
Howard, Tim	8/8	705	10	9	1	1.15	3-3-1
Rimando, Nick	4/3	315	5	3	1	0.86	1-0-2
Totals	15/15	1380	20	20	2	1.30	6-5-4
Opponent Totals	15/15	1380	20	20	2	1.30	5-6-4

2013 USMNT Final Statistics

Full International Record: 16-4-3

INDIVIDUAL STATISTICS

Name	Pos.	GP/GS	Min.	G	A	Pts	Y/R
Agudelo, Juan	F	1/0	27	0	0	0	0/0
Altidore, Jozy	F	14/13	1075	8	2	18	2/0
Beasley, DaMarcus	M	17/17	1469	0	0	0	2/0
Beckerman, Kyle	M	10/9	680	0	2	2	0/0
Bedoya, Alejandro	M	12/9	822	1	4	6	1/0
Beltran, Tony	D	2/2	135	0	0	0	0/0
Besler, Matt	D	12/11	996	0	0	0	2/0
Boyd, Terrence	F	5/0	78	0	1	1	0/0
Bradley, Michael	M	10/10	900	0	2	2	0/0
Brooks, John	D	2/2	180	0	0	0	0/0
Bruin, Will	F	2/0	35	0	0	0	0/0
Cameron, Geoff	D	12/10	938	1	1	3	2/0
Castillo, Edgar	D	8/3	361	0	2	2	0/0
Chandler, Timmy	D	1/1	90	0	0	0	0/0
Corona, Joe	F	8/5	411	2	0	4	0/0
Davis, Brad	M	7/2	244	0	2	2	1/0
Dempsey, Clint	F	10/10	899	6	2	14	0/0
Diskerd, Mix	M	13/6	714	1	0	2	0/0
Donovan, Landon	F	10/10	818	8	8	24	0/0
Edu, Maurice	M	3/1	131	0	0	0	0/0
Evans, Brad	M	10/9	774	1	2	4	1/0
Feilhaber, Benny	M	1/0	45	0	0	0	0/0
Gatt, Joshua	F	1/0	45	0	0	0	0/0
Gomez, Herculez	F	5/4	288	1	0	2	0/0
Gonzalez, Omar	D	14/13	1172	0	0	0	0/0
Goodson, Clarence	D	10/10	878	2	0	4	1/0
Guzan, Brad	GK	4/3	315	0	0	0	0/0
Holden, Stuart	M	8/4	361	1	1	3	1/0
Howard, Tim	GK	12/12	1035	0	0	0	1/0
Johannsson, Aron	F	6/2	213	1	0	2	0/0
Johnson, Eddie	F	17/9	921	5	1	11	2/0
Johnson, Fabian	D	8/8	581	0	3	3	0/0
Johnson, Sean	GK	2/2	180	0	0	0	0/0
Jones, Jermaine	M	12/12	925	0	1	1	1/0
Kljestan, Sacha	M	7/3	319	0	0	0	1/0
Lichaj, Eric	D	2/0	29	0	0	0	0/0
Morales, Alfredo	D	1/0	17	0	0	0	0/0
Morrow, Justin	D	1/1	90	0	0	0	0/0
Onyewu, Oguchi	D	2/2	180	0	0	0	0/0
Orozco, Michael	D	6/5	466	2	0	4	0/0
Parkhurst, Michael	D	8/6	596	0	1	1	1/0
Rimando, Nick	GK	6/6	540	0	0	0	0/0
Shea, Brek	F	10/2	285	2	0	4	1/0
Torres, Jose	M	6/5	358	0	1	1	0/0
Williams, Danny	M	1/1	57	0	0	0	0/0
Wondolowski, Chris	F	9/4	365	6	1	13	0/0
Wood, Bobby	F	1/0	4	0	0	0	0/0
Zusi, Graham	M	12/9	728	2	2	6	2/0
Own Goal						1	
Totals		23/23	2070	51	39	141	22/0
Opponent Totals		23/23	2070	23	16	62	20/0

GOALKEEPING STATISTICS

Name	GP/GS	Min.	GF	GA	SO	GAA	W-L-T
Guzan, Brad	4/3	315	5	5	2	1.43	2-1-1
Howard, Tim	12/12	1035	20	14	5	1.22	7-3-1
Johnson, Sean	2/2	180	1	0	2	0.00	1-0-1
Rimando, Nick	6/6	540	25	4	12	0.67	6-0-0
Totals	23/23	2070	51	23	11	1.00	16-4-3
Opponent Totals	23/23	2070	23	51	4	2.22	4-16-3

2012 USMNT Final Statistics

Full International Record: 9-2-3

INDIVIDUAL STATISTICS

Name	Pos.	GP/GS	Min.	G	A	Pts	Y/R
Agudelo, Juan	F	1/0	28	0	1	1	0/0
Altidore, Jozy	F	7/3	313	0	1	1	0/0
Beasley, DaMarcus	M	1/0	45	0	0	0	0/0
Beckerman, Kyle	M	5/2	186	0	0	0	0/0
Bocanegra, Carlos	D	10/10	770	2	0	4	2/0
Boyd, Terrence	F	7/1	170	0	1	1	0/0
Bradley, Michael	M	9/9	810	2	2	6	2/0
Buddle, Edson	F	1/0	1	0	0	0	0/0
Bunbury, Teal	F	2/2	162	0	1	1	0/0
Cameron, Geoff	D	10/9	812	0	0	0	0/1
Castillo, Edgar	M	4/2	195	0	0	0	0/0
Chandler, Timmy	D	1/1	90	0	0	0	0/0
Cherundolo, Steve	D	9/9	781	0	0	0	0/0
Clark, Ricardo	M	2/1	95	1	0	2	0/0
Corona, Joe	F	3/0	26	0	0	0	0/0
DeLaGarza, A.J.	D	2/2	180	0	0	0	1/0
Dempsey, Clint	F	9/8	755	6	1	13	1/0
Diskerd, Mix	M	1/0	4	1	0	2	0/0
Donovan, Landon	F	6/6	476	3	1	7	0/0
Edu, Maurice	M	11/7	634	0	0	0	2/0
Evans, Brad	M	2/0	28	0	0	0	0/0
Feilhaber, Benny	M	1/1	61	0	0	0	0/0
Gatt, Joshua	F	1/1	62	0	0	0	0/0
Gomez, Herculez	F	11/10	785	3	0	6	0/0
Goodson, Clarence	D	7/6	568	0	0	0	3/0
Gordon, Alan	F	1/0	18	0	1	1	0/0
Guzan, Brad	GK	1/0	20	0	0	0	0/0
Hamid, Bill	GK	1/1	90	0	0	0	0/0
Howard, Tim	GK	12/12	1060	0	0	0	0/0
Johnson, Eddie	M	2/2	179	2	1	5	0/0
Johnson, Fabian	D	8/8	677	0	2	2	1/0
Johnson, Sean	GK	1/0	45	0	0	0	0/0
Jones, Jermaine	M	12/11	1002	1	3	5	7/0
Kljestan, Sacha	M	4/0	82	0	0	0	1/0
Larentowicz, Jeff	M	2/1	85	0	0	0	0/0
Loyd, Zach	D	2/1	59	0	0	0	1/0
Onyewu, Oguchi	D	4/1	181	0	0	0	0/0
Orozco Fiscal, Michael	D	1/0	14	1	0	2	0/0
Parke, Jeff	D	1/0	36	0	0	0	0/0
Parkhurst, Michael	D	6/4	389	0	0	0	0/0
Pearce, Heath	D	2/1	121	0	0	0	0/0
Rimando, Nick	GK	1/1	45	0	0	0	0/0
Sapong, C.J.	F	2/0	32	0	0	0	0/0
Shea, Brek	M	6/3	308	0	0	0	0/0
Spector, Jonathan	D	1/0	14	0	0	0	0/0
Torres, Jose	M	6/6	350	0	0	0	1/0
Williams, Danny	M	7/6	489	0	0	0	0/0
Wondolowski, Chris	F	3/1	94	0	0	0	0/0
Zusi, Graham	M	6/5	394	1	1	3	2/0

TOTALS	14/14	1260	23	16	62	24/1
Opponent Totals	14/14	1260	13*	6	32	21/1

*Total includes U.S. own goal from Geoff Cameron on May 26, 2012, against Scotland.

GOALKEEPING STATISTICS

Name	GP/GS	Min.	GF	GA	SO	GAA	W-L-T
Guzan, Brad	1/0	20	0	0	0	0.00	0-0-0
Hamid, Bill	1/1	90	1	0	1	0.00	1-0-0
Howard, Tim	12/12	1060	21	13	4	1.10	7-2-3
Johnson, Sean	1/0	45	0	0	0	0.00	0-0-0
Rimando, Nick	1/1	45	1	0	0	0.00	1-0-0

TOTALS	14/14	1260	23	13	6*	0.93	9-2-3
Opponent Totals	14/14	1260	13	23	1	1.64	2-9-3

*Total includes shared Nick Rimando and Sean Johnson shared shutout on Jan. 25, 2012, against Panama.

2011 USMNT Final Statistics

Full International Record: 6-8-3

INDIVIDUAL STATISTICS

Name	Pos.	GP/GS	Min.	G	A	Pts	Y/R
Adu, Freddy	M	2/1	110	0	1	1	0/0
Agudelo, Juan	F	14/6	683	1	2	4	0/0
Alexander, Eric	M	1/0	8	0	0	0	0/0
Altidore, Jozy	F	13/13	859	3	0	6	3/0
Beasley, DaMarcus	M	3/0	91	0	0	0	0/0
Beckerman, Kyle	M	6/5	469	0	0	0	0/0
Bedoya, Alejandro	M	7/4	382	0	0	0	1/0
Bocanegra, Carlos	D	15/14	1291	0	1	1	5/0
Bornstein, Jonathan	D	2/1	156	0	0	0	0/0
Bradley, Michael	M	13/10	991	1	3	5	1/0
Buddle, Edson	F	4/2	214	1	0	2	0/0
Bunbury, Teal	F	1/0	31	1	0	2	0/0
Castillo, Edgar	D	2/2	180	0	0	0	0/0
Chandler, Timmy	D	8/7	640	0	0	0	1/0
Cherundolo, Steve	D	13/12	1000	0	0	0	1/0
Clark, Ricardo	M	1/0	7	0	0	0	0/0
DeMerit, Jay	D	2/2	130	0	0	0	0/0
Dempsey, Clint	M	14/13	1215	5	2	12	1/0
Diskerd, Mix	M	1/1	90	0	0	0	0/0
Donovan, Landon	M	10/8	790	1	2	4	3/0
Edu, Maurice	M	12/8	592	0	0	0	2/0
Franklin, Sean	D	1/1	90	0	0	0	0/0
Gonzalez, Omar	D	1/1	45	0	0	0	0/0
Goodson, Clarence	D	10/9	842	1	0	2	1/0
Hahnemann, Marcus	GK	1/1	45	0	0	0	0/0
Howard, Tim	GK	15/15	1350	0	0	0	0/0
Johnson, Fabian	M	2/1	80	0	0	0	0/0
Johnson, Sean	GK	1/0	45	0	0	0	0/0
Jones, Jermaine	M	12/8	701	1	0	2	3/0
Kljestan, Sacha	M	9/4	330	0	0	0	1/0
Larentowicz, Jeff	M	2/1	105	0	0	0	0/0
Lichaj, Eric	D	6/5	481	0	0	0	0/0
Loyd, Zach	D	1/1	72	0	0	0	1/0
McCarty, Dax	M	1/1	90	0	0	0	0/0
Onyewu, Oguchi	D	4/3	270	0	0	0	0/0
Orozco Fiscal, Michael	D	3/3	225	0	1	1	0/0
Ream, Tim	D	6/5	469	0	0	0	0/0
Rimando, Nick	GK	1/1	45	0	0	0	0/0
Rogers, Robbie	M	5/3	175	1	0	2	0/0
Shea, Brek	F	8/6	505	0	1	1	2/0
Spector, Jonathan	D	5/2	216	0	0	0	0/0
Torres, Jose	M	3/3	248	0	0	0	0/0
Wallace, Anthony	D	1/0	18	0	0	0	0/0
Williams, Danny	M	4/3	207	0	0	0	0/0
Wondolowski, Chris	F	5/2	206	0	0	0	0/0
Wynne, Marvell	D	1/0	45	0	0	0	0/0
Yellidell, David	GK	1/0	45	0	0	0	0/0

TOTALS	17/17	1530	16	13	45	26/0
Opponent Totals	17/17	1530	20	15	55	28/1

GOALKEEPING STATISTICS

Name	GP/GS	Min.	GF	GA	SO	GAA	W-L-T
Hahnemann, Marcus	1/1	45	0	1	0	2.00	0-1-0
Howard, Tim	15/15	1350	15	18	5	1.20	6-7-2
Johnson, Sean	1/0	45	1	1	0	2.00	0-0-1
Rimando, Nick	1/1	45	0	0	0	0.00	0-0-0
Yellidell, David	1/0	45	0	0	0	0.00	0-0-0

TOTALS	17/17	1530	16	20	5	1.18	6-8-3
Opponent Totals	17/17	1530	20	16	3	0.94	8-6-3

2010 USMNT Final Statistics

Full International Record: 5-5-4

INDIVIDUAL STATISTICS

Name	Pos.	GP/GS	Min.	G	A	Pts	Y/R
Agbossoumonde, Gale	D	1/0	4	0	0	0	0/0
Agudelo, Juan	F	1/0	30	1	0	2	0/0
Altidore, Jozy	F	9/8	750	2	1	5	3/0
Beasley, DaMarcus	M	4/1	126	0	1	1	1/0
Beckerman, Kyle	M	2/2	137	0	0	0	0/0
Bedoya, Alejandro	M	6/2	256	0	0	0	0/0
Bocanegra, Carlos	D	9/9	759	1	0	2	1/0
Borchers, Nat	D	1/0	24	0	0	0	0/0
Bornstein, Jonathan	D	10/8	696	0	0	0	0/0
Bradley, Michael	M	10/10	930	1	0	2	0/0
Buddle, Edson	F	5/3	208	2	1	5	0/0
Bunbury, Teal	F	1/0	45	0	0	0	0/0
Cameron, Geoff	M	1/0	5	0	0	0	0/0
Carroll, Brian	M	1/1	90	0	0	0	0/0
Casey, Conor	F	2/1	76	0	0	0	0/0
Cherundolo, Steve	D	8/7	705	0	2	2	2/0
Ching, Brian	F	2/0	90	1	1	3	0/0
Clark, Ricardo	M	4/4	255	0	0	0	2/0
Conrad, Jimmy	D	1/1	17	0	0	0	2/1
Cunningham, Jeff	F	2/1	68	0	0	0	0/0
Davis, Brad	M	2/1	75	0	1	1	0/0
DeMerit, Jay	D	7/7	639	0	0	0	1/0
Dempsey, Clint	M	8/7	696	2	1	5	1/0
Diskerd, Mixx	M	1/0	12	0	1	1	0/0
Donovan, Landon	M	8/8	706	3	3	9	0/0
Edu, Maurice	M	8/5	558	1	0	2	0/0
Evans, Brad	D	1/1	90	0	0	0	0/0
Feilhaber, Benny	M	8/4	425	0	0	0	0/0
Findley, Robbie	F	10/8	594	0	0	0	2/0
Gaven, Eddie	M	2/1	135	0	0	0	0/0
Gomez, Herculez	F	6/1	164	2	0	4	0/0
Gonzalez, Omar	D	1/1	90	0	0	0	0/0
Goodson, Clarence	D	9/6	540	1	1	3	0/0
Guzan, Brad	GK	4/3	315	0	0	0	0/0
Hahnemann, Marcus	GK	1/0	45	0	0	0	0/0
Holden, Stuart	M	6/4	286	0	1	1	0/0
Howard, Tim	GK	9/9	750	0	0	0	0/0
Johnson, Eddie	F	3/1	105	0	0	0	0/0
Jones, Jermaine	M	2/2	180	0	1	1	1/0
Kljestan, Sacha	M	4/2	240	1	0	2	0/0
Lichaj, Eric	D	2/1	135	0	0	0	1/0
Marshall, Chad	D	1/1	60	0	0	0	0/0
McCarty, Dax	M	2/0	26	0	0	0	0/0
Onyewu, Oguchi	D	7/5	443	1	0	2	0/0
Parkhurst, Michael	D	1/0	45	0	0	0	0/0
Pause, Logan	M	1/1	90	0	0	0	0/0
Pearce, Heath	D	5/2	276	0	1	1	1/0
Perkins, Troy	GK	1/1	90	0	0	0	0/0
Ream, Tim	D	1/1	66	0	0	0	0/0
Rimando, Nick	GK	1/1	90	0	0	0	0/0
Rogers, Robbie	M	4/3	250	0	0	0	0/0
Shea, Brek	F	1/1	45	0	0	0	0/0
Spector, Jonathan	D	5/4	315	0	0	0	0/0
Torres, Jose	M	4/3	180	0	0	0	1/0
Wynne, Marvell	D	1/1	90	0	0	0	0/0

TOTALS	14/14	1290	19	16	54	19/1
Opponent Totals	14/14	1290	21	14	56	24/1

GOALKEEPING STATISTICS

Name	GP/GS	Min.	GF	GA	SO	GAA	W-L-T
Guzan, Brad	4/3	315	3	4	2	1.14	1-1-1
Hahnemann, Marcus	1/0	45	1	0	0	0.00	0-0-0
Howard, Tim	9/9	750	12	13	1	1.56	3-3-3
Perkins, Troy	1/1	90	1	3	0	3.00	0-1-0
Rimando, Nick	1/1	90	2	1	0	1.00	1-0-0

TOTALS	14/14	1290	19	21	3	1.47	5-5-4
Opponent Totals	14/14	1290	21	19	2	1.33	5-5-4

NOTE: Conrad sent off against Honduras on 01/23/10

2009 USMNT Final Statistics

Full International Record: 13-8-3

INDIVIDUAL STATISTICS

Name	Pos.	GP/GS	Min.	G	A	Pts	Y/R
Adu, Freddy	F	3/2	181	1	0	2	1/0
Altidore, Jozy	F	17/13	1079	6	0	12	2/0
Arnaud, Davy	F	5/4	335	1	1	3	2/0
Beasley, DaMarcus	M	7/5	440	0	0	0	0/0
Beckerman, Kyle	M	7/5	508	1	0	2	2/0
Bocanegra, Carlos	D	14/14	1200	1	0	2	2/0
Bornstein, Jonathan	D	13/11	992	1	0	2	2/0
Bradley, Michael	M	15/15	1315	4	0	8	3/1
Califf, Danny	D	2/2	180	0	0	0	1/0
Carroll, Brian	M	1/0	22	0	0	0	0/0
Casey, Conor	F	8/4	344	2	0	4	1/0
Castillo, Edgar	M	1/0	30	0	0	0	0/0
Cherundolo, Steve	D	6/5	423	0	1	1	0/0
Ching, Brian	F	11/10	795	1	1	3	0/0
Clark, Colin	M	1/1	75	0	0	0	0/0
Clark, Ricardo	M	11/10	812	1	0	2	0/1
Conrad, Jimmy	D	3/2	155	0	0	0	1/0
Cooper, Kenny	F	7/1	205	2	0	4	1/0
Cronin, Sam	M	2/1	100	0	0	0	0/0
Cunningham, Jeff	F	2/1	69	1	0	2	0/0
Davies, Charlie	F	13/9	745	3	2	8	0/0
DeMerit, Jay	D	7/6	560	0	0	0	1/0
Dempsey, Clint	M	14/14	1211	4	2	10	0/0
Donovan, Landon	M	15/15	1350	5	10	20	2/0
Edu, Maurice	F	1/0	1	0	0	0	0/0
Evans, Brad	D	3/1	129	0	0	0	1/0
Feilhaber, Benny	M	14/7	681	0	0	0	1/0
Gaven, Eddie	M	1/0	14	0	0	0	0/0
Goodson, Clarence	D	6/3	366	1	1	2	0/0
Guzan, Brad	GK	4/4	360	0	0	0	0/0
Heaps, Jay	D	4/4	388	0	0	0	2/1
Hejduk, Frankie	D	4/4	360	1	1	3	0/0
Holden, Stuart	M	11/9	757	2	3	7	0/0
Howard, Tim	GK	13/13	1170	0	0	0	1/0
Ihemelu, Ugo	D	1/0	9	0	0	0	0/0
Johnson, Eddie	F	2/0	75	0	0	0	0/0
Kljestan, Sacha	M	9/4	385	3	0	6	1/1
Marshall, Chad	D	6/6	570	0	0	0	0/0
Mastroioni, Pablo	M	3/3	197	0	0	0	0/0
McCarty, Dax	M	2/0	30	0	0	0	0/0
Onyewu, Oguchi	D	13/13	1170	0	1	1	2/0
Parkhurst, Michael	D	4/3	281	0	0	0	2/0
Pause, Logan	M	5/5	426	0	1	1	2/0
Pearce, Heath	D	7/7	630	0	1	1	1/0
Perkins, Troy	GK	6/6	570	0	0	0	0/0
Quaranta, Santino	M	4/2	194	1	0	2	0/0
Robles, Luis	GK	1/1	90	0	0	0	0/0
Rogers, Robbie	M	9/7	656	1	3	5	0/0
Rolfe, Chris	F	1/0	30	0	0	0	0/0
Spector, Jonathan	D	11/11	969	0	2	2	1/0
Thorrington, John	M	1/1	60	0	0	0	0/0
Torres, Jose	M	5/1	108	0	0	0	0/0
Wingert, Chris	D	1/0	12	0	0	0	0/0
Wynne, Marvell	D	2/2	180	0	0	0	0/0

TOTALS	24/24	2190	43	29115	35/4
Opponent Totals	24/24	2190	36	28100	37/3

GOALKEEPING STATISTICS

Name	GP/GS	Min.	GF	GA	SO	GAA	W-L-T
Guzan, Brad	4/4	360	6	6	1	1.50	1-2-1
Howard, Tim	13/13	1170	22	20	4	1.54	7-5-1
Perkins, Troy	6/6	570	13	8	3	1.26	5-1-0
Robles, Luis	1/1	90	2	2	0	2.00	0-0-1

TOTALS	24/24	2190	43	36	8	1.48	13-8-3
Opponent Totals	24/24	2190	36	43	2	1.77	8-13-3

NOTE: R. Clark sent off against Italy on June 15, 2009;
Kljestan sent off against Brazil on June 18, 2009; Bradley sent
off against Spain on June 24, 2009; Heaps sent off against
Mexico on July 26, 2009

2008 USMNT Final Statistics

Full International Record: 9-3-2

INDIVIDUAL STATISTICS

Name	Pos.	GP/GS	Min.	G	A	Pts	Y/R
Adu, Freddy	F	9/4	441	1	2	4	0/0
Altidore, Jozy	F	5/3	323	2	2	6	2/0
Arnaud, Davy	M	1/0	8	0	0	0	0/0
Barrett, Chad	F	1/0	5	0	0	0	0/0
Beasley, DaMarcus	M	10/8	755	2	2	6	0/0
Bocanegra, Carlos	D	9/9	810	2	1	5	0/0
Bornstein, Jonathan	D	1/1	90	0	0	0	0/0
Bradley, Michael	M	11/11	893	2	0	4	4/0
Califf, Danny	D	3/3	270	0	0	0	0/0
Casey, Conor	F	1/0	15	0	0	0	0/0
Cherundolo, Steve	D	8/8	581	0	1	1	4/1
Ching, Brian	F	7/6	480	4	1	9	0/0
Clark, Ricardo	M	6/5	449	0	0	0	2/0
Conrad, Jimmy	D	1/1	45	0	0	0	0/0
Convey, Bobby	M	1/1	69	0	0	0	0/0
Cooper, Kenny	F	1/1	75	1	0	2	0/0
Corrales, Ramiro	D	2/2	180	0	0	0	1/0
Davies, Charlie	F	1/0	22	1	0	2	0/0
Davis, Brad	M	1/1	71	0	0	0	0/0
DeMerit, Jay	D	3/1	148	0	0	0	0/0
Dempsey, Clint	F	10/10	765	4	1	9	1/0
Donovan, Landon	M	9/9	763	3	5	11	0/0
Edu, Maurice	M	8/3	443	0	0	0	1/0
Feilhaber, Benny	M	2/0	34	0	0	0	0/0
Goodson, Clarence	D	2/1	135	0	0	0	0/0
Guzan, Brad	GK	7/5	540	0	0	0	0/0
Hejduk, Frankie	D	6/2	297	0	0	0	1/0
Howard, Tim	GK	8/8	720	0	0	0	1/0
Jaqua, Nate	F	1/0	2	0	0	0	0/0
Johnson, Eddie	F	6/4	375	1	0	2	0/0
Kljestan, Sacha	M	8/5	485	0	2	2	1/0
Lewis, Eddie	M	9/3	339	2	0	4	0/0
Mastroeni, Pablo	M	5/4	267	0	1	1	4/1
Moor, Drew	D	3/3	270	0	1	1	1/0
Noonan, Pat	F	1/1	62	0	1	1	0/0
Onyewu, Oguchi	D	10/10	842	3	1	7	2/0
Orozco Fiscal, Michael	D	1/1	90	0	0	0	0/0
Parkhurst, Michael	D	2/1	135	0	0	0	0/0
Pearce, Heath	D	11/11	945	0	2	2	1/0
Robinson, Eddie	D	1/1	45	1	0	2	0/0
Rolfe, Chris	F	3/0	56	0	0	0	0/0
Spector, Jonathan	D	1/0	19	0	0	0	0/0
Szetela, Danny	M	2/1	72	0	0	0	0/0
Thorrington, John	M	2/1	102	0	0	0	0/0
Torres, Jose	M	2/1	106	0	0	0	0/0
Twellman, Taylor	F	1/1	45	0	0	0	0/0
White, Jeremiah	M	1/0	10	0	0	0	0/0
Wolff, Josh	F	3/1	116	0	0	0	1/0

TOTALS	14	1260	30	23	83	27/2
Opponent Totals	14	1260	8	6	22	27/3

GOALKEEPING STATISTICS

Name	GP/GS	Min.	GF / GA / SO	GAA	W-L-T
Guzan, Brad	7/5	540	14 / 4 / 4	0.67	4-2-0
Howard, Tim	9/9	720	16 / 4 / 5	0.50	5-1-2

TOTALS	14	1260	30 / 8 / 9	0.57	9-3-2
Opponent Totals	14	1260	8 / 30 / 2	2.14	3-9-2

NOTE: U.S. goal total includes own goal by Barbados on June 15, 2008; Mastroeni sent off against Argentina on June 8, 2008; Cherundolo sent off against Guatemala on Aug. 20, 2008

2007 USMNT Final Statistics

Full International Record: 12-5-1

INDIVIDUAL STATISTICS

Name	Pos.	GP/GS	Min.	G	A	Pts	Y/R
Adu, Freddy	F	2/1	86	0	0	0	0/0
Albright, Chris	D	2/2	129	0	0	0	1/0
Altidore, Jozy	F	1/0	26	0	0	0	0/0
Arnaud, Davy	M	1/0	5	0	0	0	0/0
Barrett, Wade	D	1/0	17	0	0	0	0/0
Beasley, DaMarcus	M	11/11	896	3	3	9	2/0
Beckerman, Kyle	M	3/1	107	0	0	0	0/0
Bocanegra, Carlos	D	11/11	930	2	0	4	6/0
Bornstein, Jonathan	D	12/11	968	1	0	2	4/0
Boswell, Bobby	D	2/2	178	0	0	0	0/0
Bradley, Michael	M	12/10	940	1	0	2	2/1
Califf, Danny	D	5/1	208	0	0	0	0/0
Carroll, Brian	M	2/0	17	0	0	0	1/0
Cherundolo, Steve	D	5/5	394	1	1	3	0/0
Ching, Brian	F	5/3	260	1	2	4	1/0
Clark, Ricardo	M	9/6	577	1	1	3	0/0
Conrad, Jimmy	D	6/6	540	1	2	2	0/0
Convey, Bobby	M	3/1	156	0	0	0	0/0
Cooper, Kenny	F	2/0	60	1	0	2	1/0
Davies, Charlie	F	3/0	58	0	0	0	0/0
DeMerit, Jay	D	6/4	359	0	0	0	1/0
Dempsey, Clint	M/F	13/13	1048	3	2	8	0/0
Donovan, Landon	F/M	12/11	972	9	4	22	1/0
Edu, Maurice	M	2/2	180	0	1	1	1/0
Feilhaber, Benny	M	14/13	877	2	1	5	3/0
Findley, Robbie	F	1/0	1	0	0	0	0/0
Gaven, Eddie	M	2/0	74	0	0	0	0/0
Gomez, Herculez	F	2/0	67	0	0	0	0/0
Gros, Josh	D	1/0	23	0	0	0	0/0
Guzan, Brad	GK	3/1	180	0	0	0	0/0
Hahnemann, Marcus	GK	1/1	45	0	0	0	0/0
Hejduk, Frankie	D	3/3	270	1	0	2	3/0
Hill, Kamani	F	2/0	44	0	0	0	0/0
Howard, Tim	GK	10/10	810	0	0	0	1/0
Jaqua, Nate	F	1/1	45	0	0	0	0/0
Johnson, Eddie	F	11/8	652	2	0	4	0/0
Keller, Kasey	GK	6/5	495	0	0	0	0/0
Kljestan, Sacha	M	4/3	260	0	1	1	1/0
Lewis, Eddie	D	1/1	83	0	0	0	0/0
Mapp, Justin	M	7/4	406	0	2	2	1/0
Marsch, Jesse	M	1/0	11	0	0	0	0/0
Mastroeni, Pablo	M	7/7	533	0	0	0	3/0
Moor, Drew	D	2/2	180	0	0	0	1/0
Mullan, Brian	M	2/0	34	0	0	0	0/0
Namoff, Brian	D	1/0	28	0	0	0	0/0
Nguyen, Lee	M	3/0	41	0	0	0	0/0
Olsen, Ben	M	2/2	131	0	0	0	0/0
Onyewu, Oguchi	D	11/11	928	1	0	2	5/1
Parkhurst, Michael	D	2/2	180	0	0	0	0/0
Pearce, Heath	D	5/3	342	0	1	1	0/0
Ralston, Steve	M	3/1	130	0	0	0	0/0
Razov, Ante	F	1/1	65	0	0	0	0/0
Reis, Matt	GK	1/1	90	0	0	0	0/0
Rolfe, Chris	F/M	2/2	136	0	0	0	0/0
Simek, Frank	D	5/2	226	0	0	0	1/0
Spector, Jonathan	D	8/5	470	0	0	0	0/0
Szetela, Danny	M	1/0	7	0	0	0	0/0
Twellman, Taylor	F	10/5	481	1	2	4	0/0
Wolff, Josh	F	1/1	69	0	0	0	0/0
Wynne, Marvell	D	1/1	90	0	0	0	0/0
Zizzo, Sal	M	1/0	15	0	0	0	0/0

TOTALS	18	1620	31	21	83	40/2
Opponent Totals	18	1620	19	12	50	37/2

GOALKEEPING STATISTICS

Name	GP/GS	Min.	GF / GA / SO	GAA	W-L-T
Guzan, Brad	3/1	180	1 / 1 / 0	0.50	1-1-0
Hahnemann, Marcus	1/1	45	0 / 0 / 0	0.00	0-0-0
Howard, Tim	10/10	810	19 / 9 / 3	1.00	8-2-0
Keller, Kasey	6/5	495	8 / 8 / 2	1.45	2-2-1
Reis, Matt	1/1	90	3 / 1 / 0	1.00	1-0-0

TOTALS	18	1620	31 / 19 / 7	1.06	12-5-1
Opponent Totals	18	1620	19 / 31 / 1	1.72	5-12-1

NOTE: Onyewu sent off against Guatemala on June 7, 2007; Bradley sent off against Canada on June 21, 2007; Hahnemann & Guzan combined for shutout against Switzerland on Oct. 17, 2007; Howard & Guzan combined for shutout against South Africa on Nov. 17, 2007

2006 USMNT Final Statistics

Full International Record: 6-4-3

INDIVIDUAL STATISTICS

Name	Pos.	GP/GS	Min.	G	A	Pts	Y/R
Adu, Freddy	M	1/0	10	0	0	0	1/0
Albright, Chris	D	2/2	180	0	0	0	1/0
Beasley, DaMarcus	M	7/5	485	0	1	1	1/0
Berhalter, Gregg	D	2/2	135	0	0	0	0/0
Bocanegra, Carlos	D	4/3	306	0	0	0	3/1
Boswell, Bobby	D	1/0	15	0	0	0	0/0
Bradley, Michael	M	2/0	10	0	0	0	0/0
Carroll, Brian	M	2/0	40	0	0	0	0/0
Cherundolo, Steve	D	7/7	555	1	1	3	1/0
Ching, Brian	F	9/5	421	2	4	4	0/0
Conrad, Jimmy	D	9/8	759	0	0	0	0/0
Convey, Bobby	M	8/4	402	0	1	1	0/0
Dempsey, Clint	M	9/7	609	4	1	9	0/0
Donovan, Landon	M	11/10	925	0	3	3	1/0
Dunivart, Todd	D	2/2	179	0	2	2	0/0
Gibbs, Cory	D	2/2	166	0	0	0	0/0
Guzan, Brad	GK	1/1	79	0	0	0	0/0
Hartman, Kevin	GK	2/2	180	0	0	0	0/0
Hejduk, Frankie	D	4/4	300	0	0	0	0/0
Howard, Tim	GK	2/1	135	0	0	0	0/0
Ihemelu, Ugo	D	1/0	8	0	0	0	0/0
Jaqua, Nate	F	1/0	24	0	0	0	0/0
Johnson, Eddie	F	11/4	586	1	1	3	0/0
Keller, Kasey	GK	7/7	585	0	1	1	0/0
Klein, Chris	M	6/2	303	2	2	6	1/0
Lewis, Eddie	D	5/4	351	0	0	0	1/0
Martino, Kyle	M	1/0	11	0	0	0	0/0
Mastroeni, Pablo	M	7/5	445	0	0	0	0/1
McBride, Brian	F	5/5	428	1	0	2	0/0
Meola, Tony	GK	1/1	90	0	0	0	0/0
Noonan, Pat	F/M	3/3	228	0	1	1	0/0
O'Brien, John	M	4/2	179	0	0	0	0/0
Olsen, Ben	M	8/4	395	2	0	4	2/0
Onyewu, Oguchi	D	6/6	523	0	0	0	1/0
Pearce, Heath	D	4/2	195	0	0	0	1/0
Pope, Eddie	D	9/9	758	2	0	4	4/1
Quaranta, Santino	M	2/0	41	0	0	0	1/0
Ralston, Steve	M	1/1	54	0	0	0	0/0
Reis, Matt	GK	1/1	90	0	0	0	0/0
Reyna, Claudio	M	4/4	234	0	0	0	1/0
Rolfe, Chris	F	3/1	101	0	1	1	1/0
Twellman, Taylor	F	6/5	370	4	3	11	0/0
Wells, Zach	GK	1/0	11	0	0	0	0/0
Wolff, Josh	F	10/8	451	0	0	0	0/0
Zavagnin, Kerry	M	6/5	419	0	0	0	1/0

TOTALS	13	1170	20	18	58	22/3
Opponent Totals	13	1170	14	10	38	30/1

GOALKEEPING STATISTICS

Name	GP/GS	Min.	GF	GA	SO	GAA	W-L-T
Guzan, Brad	1/1	79	4	0	0	0.00	1-0-0
Hartman, Kevin	2/2	180	8	2	1	1.00	2-0-0
Howard, Tim	2/1	135	3	0	1	0.00	2-0-0
Keller, Kasey	7/7	585	4	1	1	1.69	1-4-1
Meola, Tony	1/1	90	1	1	0	1.00	0-0-1
Reis, Matt	1/1	90	0	0	1	0.00	0-0-1
Wells, Zach	1/0	11	0	0	0	0.00	0-0-0

TOTALS	13	1170	20	14	6	1.08	6-4-3
Opponent Totals	13	1170	14	20	3	1.54	4-6-3

NOTE: U.S. goal total includes own goal by Italy on June 17, 2006; Bocanegra sent off against Venezuela on May 26, 2006; Mastroeni & Pope sent off against Italy on June 17, 2006; Guzan & Wells combined for shutout against Guatemala on Feb. 19; Keller & Howard combined for shutout against Poland on March 1, 2006

2005 USMNT Final Statistics

Full International Record: 13-3-4

INDIVIDUAL STATISTICS

Name	Pos.	GP/GS	Min.	G	A	Pts	Y/R
Albright, Chris	D/M	7/6	521	0	1	1	0/0
Armas, Chris	M	8/5	546	0	1	1	0/0
Beasley, DaMarcus	M	13/11	1023	4	4	12	2/0
Berhalter, Gregg	D	6/4	369	0	0	0	2/0
Bocanegra, Carlos	D	8/7	605	1	1	3	2/0
Borchers, Nat	D	2/1	95	0	0	0	1/0
Busch, Jon	GK	1/1	90	0	0	0	0/0
Califf, Danny	D	1/1	90	0	0	0	0/0
Cannon, Joe	GK	1/1	45	0	0	0	0/0
Carroll, Brian	M	2/2	180	0	0	0	0/0
Casey, Conor	F	2/1	75	0	0	0	0/0
Cherundolo, Steve	D	10/10	826	0	1	1	0/0
Ching, Brian	F	6/4	385	0	0	0	0/0
Clark, Ricardo	M	1/0	23	0	0	0	0/0
Conrad, Jimmy	D	8/6	626	0	0	0	0/0
Convey, Bobby	D/M	7/4	396	0	1	1	2/1
Cunningham, Jeff	F	2/1	57	0	0	0	1/0
Davis, Brad	M	2/1	112	0	0	0	1/0
Dempsey, Clint	M	13/8	789	2	1	5	1/0
Donovan, Landon	M/F	15/12	1169	6	6	18	1/0
Gaven, Eddie	M	2/1	60	0	0	0	0/0
Gibbs, Cory	D/M	3/3	270	0	0	0	0/0
Hahnemann, Marcus	GK	2/2	180	0	0	0	0/0
Hartman, Kevin	GK	1/0	45	0	0	0	0/0
Hejduk, Frankie	D	7/5	573	0	0	0	3/0
Howard, Tim	GK	2/2	180	0	0	0	0/0
Johnson, Eddie	F	6/5	460	3	1	7	0/0
Keller, Kasey	GK	14/14	1290	0	0	0	0/0
Kotschau, Ritchie	D	1/1	90	0	0	0	1/0
Lewis, Eddie	M/D	6/6	524	2	0	4	1/0
Mapp, Justin	F	1/1	57	0	0	0	0/0
Marshall, Chad	D	4/4	360	1	0	2	1/0
Martino, Kyle	M	4/1	119	1	0	2	0/0
Mastroeni, Pablo	D/M	11/10	827	0	0	0	4/0
Mathis, Clint	M	2/2	129	1	1	3	1/0
McBride, Brian	F	7/6	529	3	1	7	0/0
Mullan, Brian	M/D	1/1	90	0	0	0	0/0
Noonan, Pat	F/M	9/5	447	1	0	2	1/0
O'Brien, John	M	7/6	483	1	0	2	0/0
Olsen, Ben	M	5/2	250	0	0	0	0/1
Onyewu, Oguchi	D	9/9	840	1	1	3	2/0
Pearce, Heath	M	1/0	14	0	0	0	0/0
Pope, Eddie	D	7/7	486	0	0	0	2/0
Quaranta, Santino	M	9/3	411	0	1	1	0/0
Ralston, Steve	M	15/12	1067	2	3	7	0/0
Reyna, Claudio	M	3/3	270	0	1	1	1/0
Rolfe, Chris	F	1/0	33	0	0	0	0/0
Sanneh, Tony	D	2/2	180	0	0	0	1/0
Simms, Clyde	M	1/0	1	0	0	0	0/0
Spector, Jonathan	D	2/2	180	0	0	0	0/0
Twellman, Taylor	F	5/3	269	1	0	2	0/1
Vanney, Greg	D	5/5	480	0	0	0	1/0
Wolff, Josh	F	10/7	542	2	0	4	0/0
Zavagnin, Kerry	M	5/4	321	0	0	0	0/0

TOTALS	20	1830	33	25	91	32/3
Opponent Totals	20	1830	12	8	32	35/5

GOALKEEPING STATISTICS

Name	GP/GS	Min.	GF	GA	SO	GAA	W-L-T
Busch, Jon	1/1	90	3	0	1	0.00	1-0-0
Cannon, Joe	1/1	45	1	0	0	0.00	1-0-0
Hahnemann, Marcus	2/2	180	4	1	1	0.50	1-0-1
Hartman, Kevin	1/0	45	0	0	0	0.00	0-0-0
Howard, Tim	2/2	180	2	3	1	1.50	1-1-0
Keller, Kasey	14/14	1290	23	8	8	0.56	9-2-3

TOTALS	20	1830	33	12	12	0.59	13-3-4
Opponent Totals	20	1830	12	33	2	1.62	3-13-4

NOTE: U.S. goal totals include own goal by Canada on July 9, 2005; Twellman sent off against Colombia on March 9, 2005; Olsen sent off against Jamaica on July 16, 2005; Convey sent off against Costa Rica on Aug. 17, 2005

2004 USMNT Final Statistics

Full International Record: 8-1-6

INDIVIDUAL STATISTICS

Name	Pos.	GP/GS	Min.	G	A	Pts	Y/R
Albright, Chris	D/M	4/2	258	0	0	0	0/0
Armas, Chris	M	8/8	615	0	0	0	0/0
Beasley, DaMarcus	M	14/13	1170	4	0	8	1/0
Berhalter, Gregg	D	4/4	360	0	0	0	0/0
Bocanegra, Carlos	D	10/9	830	1	3	5	0/0
Califf, Danny	D	1/0	16	1	0	2	0/0
Casey, Conor	F	6/6	391	0	1	1	2/0
Cherundolo, Steve	D	6/5	389	0	2	2	0/0
Ching, Brian	F	4/2	222	2	0	4	0/0
Convey, Bobby	D/M	9/7	717	0	1	1	2/0
Corrales, Ramiro	D/M	1/1	65	0	0	0	0/0
Dempsey, Clint	M	1/0	25	0	0	0	0/0
Donovan, Landon	M/F	14/14	1243	5	6	15	0/0
Friedel, Brad	GK	1/1	90	0	0	0	0/0
Garcia, Nick	D	1/1	90	0	0	0	0/0
Gaven, Eddie	M	1/0	9	0	0	0	0/0
Gibbs, Cory	D/M	7/6	559	0	0	0	2/0
Hartman, Kevin	GK	1/0	45	0	0	0	0/0
Hejduk, Frankie	D/M	8/7	636	0	0	0	2/0
Howard, Tim	GK	3/3	270	0	0	0	0/0
Johnson, Eddie	F	3/1	133	5	0	10	0/0
Jones, Cobi	M	4/0	82	1	0	2	0/0
Keller, Kasey	GK	8/8	720	0	0	0	0/0
Kirovski, Jovan	F	3/0	86	0	0	0	0/0
Klein, Chris	M	2/1	102	0	0	0	0/0
Lewis, Eddie	M	7/2	249	1	2	4	1/0
Mastroeni, Pablo	D/M	7/5	459	0	1	1	1/0
Mathis, Clint	F	6/3	251	0	0	0	0/0
McBride, Brian	F	11/9	747	3	0	6	0/0
Mullan, Brian	M	1/0	19	0	0	0	0/0
Mulrooney, Richard	D/M	2/1	87	0	0	0	0/0
Noonan, Pat	F	1/0	16	0	0	0	0/0
Onyewu, Oguchi	D	2/1	77	0	0	0	2/1
Pope, Eddie	D	9/9	789	1	0	2	2/0
Ralston, Steve	M	3/3	211	0	0	0	1/0
Razov, Ante	F	2/1	86	0	0	0	0/0
Reyna, Claudio	M	8/8	690	0	3	3	1/0
Sanneh, Tony	D/M	4/3	242	1	0	2	0/0
Spector, Jonathan	D	1/0	14	0	0	0	0/0
Stewart, Earnie	M	4/1	124	0	1	1	0/0
Twellman, Taylor	F	2/0	28	0	1	1	0/0
Vanney, Greg	D	6/5	408	1	0	2	0/0
Walker, Jonny	GK	3/3	225	0	0	0	0/0
Wolff, Josh	F	8/6	442	1	2	4	0/0
Wolyniec, John	F	2/1	85	0	0	0	0/0
Zavagnin, Kerry	M	8/5	451	0	1	1	0/0

TOTALS	15	1350	28	23	79	17/1
Opponent Totals	15	1350	9	5	23	37/4

GOALKEEPING STATISTICS

Name	GP/GS	Min.	GF	GA	SO	GAA	W-L-T
Friedel, Brad	1/1	90	1	0	1	0.00	1-0-0
Hartman, Kevin	1/0	45	1	1	0	2.00	0-0-1
Howard, Tim	3/3	270	7	1	2	0.33	2-0-1
Keller, Kasey	8/8	720	17	6	3	0.75	4-1-3
Walker, Jonny	3/3	225	2	1	1	0.40	1-0-1

TOTALS	15	1350	28	9	7	0.60	8-1-6
Opponent Totals	15	1350	9	28	1	1.87	1-8-6

NOTE: U.S. goal totals include own goal by Panama on Oct. 13, 2004; Onyewu sent off against Jamaica on Nov. 17, 2004

2003 USMNT Final Statistics

Full International Record: 10-4-2

INDIVIDUAL STATISTICS

Name	Pos.	GP/GS	Min.	G	A	Pts	Y/R
Agoos, Jeff	D	1/1	90	0	0	0	0/0
Armas, Chris	M	4/4	360	0	0	0	0/0
Beasley, DaMarcus	M	12/9	810	1	1	3	0/0
Berhalter, Gregg	D	3/3	258	0	0	0	2/0
Bocanegra, Carlos	D	13/13	1151	4	2	10	4/0
Brown, C.J.	D	1/1	90	0	0	0	0/0
Buddle, Edson	F	1/0	11	0	0	0	0/0
Califf, Danny	D	9/9	810	0	0	0	3/0
Cannon, Joe	GK	1/0	45	0	0	0	0/0
Cherundolo, Steve	D	5/5	425	0	0	0	3/0
Ching, Brian	F	1/0	16	0	0	0	0/0
Convey, Bobby	D/M	15/11	988	1	2	4	3/0
Cunningham, Jeff	F	3/1	79	0	1	1	0/0
Donovan, Landon	M/F	15/13	1224	7	5	19	1/0
Eskandarian, Alecko	F	1/0	2	0	0	0	0/0
Garcia, Nick	D	5/1	149	0	0	0	0/0
Gibbs, Cory	D	7/6	559	0	0	0	0/1
Hahnemann, Marcus	GK	1/1	45	0	0	0	0/0
Hejduk, Frankie	D/M	9/8	739	0	0	0	2/0
Howard, Tim	GK	7/7	585	0	0	0	0/0
Jones, Cobi	M	1/0	12	0	0	0	0/0
Keller, Kasey	GK	7/7	640	0	0	0	0/0
Kirovski, Jovan	F	5/5	364	2	0	4	1/0
Klein, Chris	M	7/6	360	3	0	6	0/0
Lagos, Manny	M	1/0	8	0	0	0	0/0
Lewis, Eddie	M	11/8	735	2	5	9	1/0
Martino, Kyle	M	2/1	78	0	0	0	0/0
Mastroeni, Pablo	D/M	11/10	718	0	0	0	2/0
Mathis, Clint	M/F	12/7	742	1	0	2	0/0
McBride, Brian	F	7/6	407	3	2	8	0/0
Mulrooney, Richard	D/M	8/5	507	0	0	0	0/0
O'Brien, John	M	1/1	90	0	1	1	0/0
Olsen, Ben	M	2/1	90	0	0	0	1/0
Petke, Mike	D	1/0	13	0	0	0	0/0
Pope, Eddie	D	2/2	174	0	0	0	0/0
Ralston, Steve	M	7/3	360	2	3	7	0/0
Reyna, Claudio	M	5/4	249	0	1	1	1/0
Rimando, Nick	GK	2/1	135	0	0	0	0/0
Stewart, Earnie	M	13/7	790	2	0	4	1/0
Suarez, Ryan	D	1/1	77	0	0	0	1/0
Twellman, Taylor	F	5/1	174	0	0	0	1/0
Vagenas, Peter	M	1/0	23	0	0	0	0/0
Vanney, Greg	D	8/7	635	0	3	3	1/0
Victorine, Sasha	D	2/2	131	0	0	0	0/0

TOTALS	16	1440	28	26	82	28/1
Opponent Totals	16	1440	10	6	26	29/4

GOALKEEPING STATISTICS

Name	GP/GS	Min.	GF	GA	SO	GAA	W-L-T
Cannon, Joe	1/0	45	1	0	0	0.00	1-0-0
Hahnemann, Marcus	1/1	45	1	1	0	2.00	0-0-0
Howard, Tim	7/7	585	6	5	2	0.77	2-3-2
Keller, Kasey	7/7	630	17	4	5	0.57	6-1-0
Rimando, Nick	2/1	135	3	0	1	0.00	1-0-0

TOTALS	16	1440	28	10	9	0.62	10-4-2
Opponent Totals	16	1440	10	28	4	1.74	4-10-2

NOTE: U.S. shutout totals include combined shutout on Jan. 18, 2003 (Howard & Rimando); Gibbs sent off against Brazil on July 23, 2003

2002 USMNT Final Statistics

Full International Record: 12-6-2

INDIVIDUAL STATISTICS

Name	Pos.	GP/GS	Min.	G	A	Pts	Y/R
Agoos, Jeff	D	16/15	1256	1	1	3	1/0
Armas, Chris	M	11/11	924	0	1	1	1/0
Barrett, Wade	D	1/1	90	0	0	0	0/0
Beasley, DaMarcus	M	12/8	687	3	1	7	1/0
Berhalter, Gregg	D	8/6	519	0	0	0	3/0
Bocanegra, Carlos	D	6/6	525	0	0	0	1/0
Califf, Danny	D	2/2	180	0	0	0	1/0
Cherundolo, Steve	D	1/1	71	0	0	0	0/0
Convey, Bobby	M	1/0	29	0	0	0	0/0
Cullen, Leo	M	1/0	45	0	0	0	0/0
Cunningham, Jeff	F	4/0	83	0	1	1	0/0
Donovan, Landon	M/F	20/17	1563	6	2	14	5/0
Friedel, Brad	GK	9/9	720	0	0	0	1/0
Hejduk, Frankie	D/M	14/11	1068	0	1	1	3/1
Howard, Tim	GK	2/2	135	0	0	0	1/0
Jones, Cobi	M	14/7	769	0	1	1	0/0
Keller, Kasey	GK	10/8	802	0	0	0	1/0
Kirovski, Jovan	M/F	2/1	70	0	0	0	0/0
Klein, Chris	M	1/1	90	0	1	1	0/0
Lagos, Manny	M	1/1	63	0	0	0	0/0
Lewis, Eddie	M	14/9	826	1	1	3	3/0
Llamosa, Carlos	D	5/1	192	0	1	1	0/0
Maisonneuve, Brian	M	3/1	97	0	0	0	0/0
Martino, Kyle	M	1/0	15	0	0	0	0/0
Mastroeni, Pablo	D/M	12/11	1030	0	0	0	2/0
Mathis, Clint	M/F	15/10	899	7	3	17	3/1
McBride, Brian	F	15/10	1177	6	3	15	0/0
Meola, Tony	GK	2/1	128	0	0	0	0/0
Moore, Joe-Max	F	8/2	328	0	2	2	0/0
Mulrooney, Richard	D/M	3/3	270	0	0	0	0/0
O'Brien, John	M	9/9	720	1	2	4	0/0
Olsen, Ben	M	1/1	75	1	0	2	0/0
Pope, Eddie	D	11/11	980	1	0	2	3/0
Razov, Ante	F	3/3	209	1	1	3	1/0
Regis, David	D	4/4	350	0	0	0	0/0
Reyna, Claudio	M	8/8	635	0	0	0	1/0
Rimando, Nick	GK	1/0	45	0	0	0	0/0
Sanneh, Tony	D/M	11/9	816	1	1	3	1/0
Stewart, Earnie	M/F	10/9	542	0	0	0	0/0
Twellman, Taylor	F	1/1	83	0	0	0	0/0
Vanney, Greg	D	3/2	138	0	0	0	0/0
Victorine, Sasha	D	1/1	90	1	0	2	0/0
West, Brian	M	5/0	90	0	1	1	0/0
Williams, Richie	M	3/0	78	0	0	0	0/0
Wolff, Josh	F	10/6	497	3	2	8	2/0
TOTALS		20	1830	34	26	94	35/2
Opponent Totals		20	1830	18	10	46	45/4

GOALKEEPING STATISTICS

Name	GP/GS	Min.	GF / GA / SO	GAA	W-L-T
Friedel, Brad	9/9	720	10 / 11 / 1	1.38	3-4-1
Howard, Tim	2/2	135	2 / 0 / 1	0.00	2-0-0
Keller, Kasey	10/8	802	17 / 7 / 5	0.79	6-2-1
Meola, Tony	2/1	128	4 / 0 / 1	0.00	1-0-0
Rimando, Nick	1/0	45	1 / 0 / 0	0.00	0-0-0
TOTALS	20	1830	34 / 18 / 10	0.89	12-6-2
Opponent Totals	20	1830	18 / 34 / 4	1.67	6-12-2

NOTE: U.S. goal totals include an own goal scored by Jorge Costa of Portugal on June 5, 2002; opponent goal totals include an own goal scored by Jeff Agoos on June 5, 2002; Mathis sent off against Ecuador on March 10, 2002; Hejduk sent off against Mexico on April 3, 2002; U.S. shutout totals include combined shutout on May 16, 2002 (Keller & Meola) and on Nov. 17, 2002 (Howard & Rimando)

2001 USMNT Final Statistics

Full International Record: 6-6-3

INDIVIDUAL STATISTICS

Name	Pos.	GP/GS	Min.	G	A	Pts	Y/R
Agoos, Jeff	D	13/13	1170	0	1	1	0/0
Albright, Chris	F	3/1	133	0	0	0	0/0
Armas, Chris	M	13/13	1170	0	1	1	1/0
Beasley, DaMarcus	M	3/3	207	0	0	0	0/0
Berhalter, Gregg	D	4/2	92	0	0	0	0/0
Bocanegra, Carlos	D	1/0	45	0	0	0	0/0
Cherundolo, Steve	D	8/8	677	0	1	1	1/0
Convey, Bobby	M	1/1	64	0	0	0	0/0
Cunningham, Jeff	F	1/0	45	0	0	0	0/0
Donovan, Landon	F	8/7	634	0	1	1	0/0
Enochs, Joe	M	1/0	28	0	0	0	0/0
Fraser, Robin	D	1/1	90	0	0	0	0/0
Friedel, Brad	GK	6/6	540	0	0	0	1/0
Gutierrez, Diego	D/M	1/1	45	0	0	0	0/0
Hejduk, Frankie	D/M	1/1	61	0	0	0	0/0
Henderson, Chris	M	1/0	13	0	0	0	0/0
Jones, Cobi	M	10/5	577	0	0	0	0/1
Keller, Kasey	GK	4/4	360	0	0	0	0/0
Kirovski, Jovan	F	7/6	496	0	0	0	1/0
Klein, Chris	M	4/0	57	0	0	0	0/0
Lagos, Manny	M	1/1	90	0	0	0	0/0
Lewis, Eddie	M	2/1	99	0	0	0	0/0
Llamosa, Carlos	D	10/9	821	0	0	0	2/0
Marsch, Jesse	M	1/0	9	0	0	0	0/0
Mastroeni, Pablo	D	2/1	112	0	0	0	0/0
Mathis, Clint	M	6/5	440	2	3	7	3/0
McBride, Brian	F	5/4	237	1	0	2	1/0
Meola, Tony	GK	3/3	270	0	0	0	0/0
Moore, Joe-Max	F	9/6	519	2	0	4	1/0
Mulrooney, Richard	D/M	1/0	23	0	0	0	0/0
O'Brien, John	M	5/3	293	0	0	0	0/0
Olsen, Ben	M	1/1	85	0	0	0	0/0
Petke, Mike	D	1/1	90	0	0	0	0/0
Pope, Eddie	D	9/9	810	0	0	0	0/0
Radosavljevic, Preki	M	2/0	44	0	0	0	0/0
Razov, Ante	F	6/3	290	1	0	2	1/0
Regis, David	D	8/8	707	0	0	0	1/0
Reyna, Claudio	M	6/6	492	0	1	1	2/0
Sanneh, Tony	D	11/10	890	0	1	1	2/0
Stewart, Earnie	M	10/10	900	5	0	10	1/0
Thornton, Zach	GK	2/2	180	0	0	0	0/0
Thorrington, John	M	1/0	19	0	0	0	0/0
Vanney, Greg	D	5/4	360	0	0	0	0/0
West, Brian	M	1/0	18	0	0	0	0/0
Williams, Richie	M	4/2	134	0	0	0	0/0
Wolff, Josh	F	7/4	398	2	1	5	1/0
Zavagnin, Kerry	M	1/0	20	0	0	0	0/0
TOTALS		15	1350	14	11	39	19/1
Opponent Totals		15	1350	13	9	35	20/0

GOALKEEPING STATISTICS

Name	GP/GS	Min.	GF / GA / SO	GAA	W-L-T
Friedel, Brad	6/6	540	8 / 7 / 2	1.17	3-2-1
Keller, Kasey	4/4	360	3 / 1 / 3	0.25	2-1-1
Meola, Tony	3/3	270	3 / 4 / 0	1.33	1-2-0
Thornton, Zach	2/2	180	0 / 1 / 1	0.50	0-1-1
TOTALS	15	1350	14 / 13 / 6	0.87	6-6-3
Opponent Totals	15	1350	13 / 14 / 7	0.93	6-6-3

NOTE: Jones sent off against Honduras on March 28, 2001

2000 USMNT Final Statistics

Full International Record: 9-2-6

INDIVIDUAL STATISTICS

Name	Pos.	GP/GS	Min.	G	A	Pts	Y/R
Agoos, Jeff	D	8/8	750	0	0	0	1/0
Albright, Chris	F	3/1	127	0	0	0	1/0
Armas, Chris	M	14/14	1200	2	1	5	3/0
Balboa, Marcelo	D	1/1	90	0	0	0	0
Berhalter, Gregg	D	8/7	649	0	0	0	1/0
Brown, C.J.	D	5/3	327	0	0	0	0
Convey, Bobby	M	1/0	1	0	0	0	0
Deering, Chad	M	5/2	213	0	0	0	0
Donovan, Landon	F	1/0	58	1	1	3	0
Franchino, Joe	M	1/0	13	0	0	0	0
Fraser, Robin	D	5/5	450	0	0	0	0
Friedel, Brad	GK	6/6	570	0	0	0	0
Harkes, John	M	1/0	45	0	0	0	0
Hejduk, Frankie	M	6/3	310	1	0	2	2/0
Henderson, Chris	M	1/1	32	0	0	0	0
Jones, Cobi	M	16/12	1063	6	9	21	0
Keller, Kasey	GK	7/7	630	0	0	0	0
Kirovski, Jovan	M	9/7	545	1	0	2	0
Klein, Chris	M	2/2	180	0	0	0	0
Kreis, Jason	F	5/2	180	0	0	0	1/0
Lassiter, Roy	F	1/0	34	0	0	0	0
Lewis, Eddie	M	13/11	975	1	3	5	2/1
Llamosa, Carlos	D	9/8	714	0	1	1	1/0
Mathis, Clint	M/F	2/2	180	1	2	4	0
McBride, Brian	F	10/9	765	4	1	9	1/0
Meola, Tony	GK	4/4	360	0	0	0	0
Moore, Joe-Max	F	4/4	351	2	2	6	0
O'Brien, John	M	5/4	349	1	1	3	0
Olsen, Ben	M	10/4	414	1	0	2	2/0
Pope, Eddie	D	6/6	526	1	0	2	0
Ralston, Steve	M	2/1	53	0	0	0	0
Ramos, Tab	M	3/1	139	1	0	2	0
Razov, Ante	F	95	492	4	1	9	0
Regis, David	D	8/8	720	0	0	0	2/0
Reyna, Claudio	M	12/11	1000	1	3	5	0
Sanneh, Tony	D/M	10/9	753	0	0	0	1/0
Stewart, Earnie	F	8/7	605	4	4	12	4/0
Vagenas, Pete	M	1/0	4	0	0	0	0
Vanney, Greg	D	6/5	464	0	0	0	1/0
Victorine, Sasha	F	1/0	1	0	0	0	0
West, Brian	F	1/0	2	0	0	0	0
Williams, Richie	M	5/2	257	0	0	0	0
Wolff, Josh	F	2/1	110	1	0	2	0
Wynalda, Eric	F	4/4	317	1	2	4	1/0
Zavagnin, Kerry	M	1/1	90	0	0	0	1/0

TOTALS	17/17	1560	34	31	99	25/1
Opponent Totals	17/17	1560	11	9	31	29/5

GOALKEEPING STATISTICS

Name	GP/GS	Min.	GF / GA / SO	GAA	W-L-T
Friedel, Brad	6/6	570	15 / 4 / 3	0.63	3-0-3
Keller, Kasey	7/7	630	10 / 5 / 4	0.71	3-2-2
Meola, Tony	4/4	360	9 / 2 / 2	0.50	3-0-1

TOTALS	17/17	1560	34 / 11 / 9	0.63	9-2-6
Opponent Totals	17/17	1560	11 / 34 / 2	1.96	2-9-6

NOTE: Lewis sent off against Guatemala on Sept. 3, 2000

1999 USMNT Final Statistics

Full International Record: 7-4-2

INDIVIDUAL STATISTICS

Name	Pos.	GP/GS	Min.	G	A	Pts	Y/R
Agoos, Jeff	D	9/9	616	0	1	1	2/0
Albright, Chris	M	1/0	12	1	0	2	0
Armas, Chris	M	7/6	570	0	0	0	2/0
Baba, Imad	M	1/0	15	0	0	0	0
Balboa, Marcelo	D	2/2	180	0	0	0	0
Berhalter, Gregg	D	5/4	372	0	0	0	2/0
Bravo, Paul	F	2/2	136	1	1	3	1/0
Brown, C.J.	D	8/7	656	0	0	0	1/0
Cherundolo, Steve	D	1/1	90	0	0	0	0
Cullen, Leo	D	2/1	94	0	0	0	0
Deering, Chad	M	2/2	156	0	1	1	0
Dooley, Thomas	D	1/1	90	0	0	0	0
Fraser, Robin	D	7/6	630	0	0	0	2/0
Friedel, Brad	GK	3/2	225	0	0	0	0
Gutierrez, Henry	M	1/1	78	0	0	0	0
Harkes, John	M	3/3	243	0	0	0	2/0
Hartman, Kevin	GK	1/0	45	0	0	0	0
Hejduk, Frankie	M	9/6	600	2	0	4	2/0
Jones, Cobi	M	8/7	642	0	0	0	0
Keller, Kasey	GK	5/5	411	0	0	0	0
Kirovski, Jovan	M	11/10	990	2	1	5	0
Kreis, Jason	F	2/1	76	1	0	2	0
Lassiter, Roy	F	4/1	84	0	0	0	0
Lewis, Eddie	M	12/10	860	1	4	6	1/0
Llamosa, Carlos	D	4/4	338	0	0	0	1/0
Mathis, Clint	M	2/0	35	0	0	0	0
McBride, Brian	F	11/10	856	3	2	8	1/0
McCarty, Chad	D	1/0	22	0	0	0	0
McKeon, Matt	D	2/2	147	0	0	0	2/1
Meola, Tony	GK	3/3	197	0	0	0	0
Moore, Joe-Max	F	8/4	392	3	0	6	1/1
Olsen, Ben	M	7/5	438	2	1	5	1/0
Pope, Eddie	D	3/3	199	0	0	0	0
Presthus, Tom	GK	1/0	45	0	0	0	0
Ralston, Steve	F	1/0	14	0	0	0	0
Razov, Ante	F	3/1	139	0	1	1	0/1
Regis, David	D	2/2	180	0	0	0	0
Reyna, Claudio	M	4/4	360	1	0	2	0
Sanneh, Tony	M	2/2	180	1	0	2	1/0
Stewart, Earnie	F	5/4	374	0	1	1	0
Thornton, Zach	GK	4/3	253	0	0	0	0
Vanney, Greg	D	1/1	90	0	0	0	0
Walsh, Billy	M	1/0	1	0	0	0	0
Williams, Richie	M	7/6	564	0	0	0	2/0
Wolff, Josh	F	1/0	44	0	0	0	0
Wynalda, Eric	F	1/1	59	1	0	2	0

TOTALS	13/13	1176	19	13	51	24/3
Opponent Totals	13/13	1176	11	3	25	25/1

GOALKEEPING STATISTICS

Name	GP/GS	Min.	GF / GA / SO	GAA	W-L-T
Friedel, Brad	3/2	225	4 / 0 / 2	0.00	2-0-0
Hartman, Kevin	1/0	45	1 / 1 / 0	2.00	0-0-1
Keller, Kasey	5/5	411	4 / 5 / 1	1.09	2-3-0
Meola, Tony	3/3	197	3 / 1 / 2	0.46	1-0-1
Presthus, Tom	1/0	45	2 / 1 / 0	2.00	1-0-0
Thornton, Zach	4/3	253	5 / 3 / 0	1.07	1-1-0

TOTALS	13/13	1176	19 / 11 / 5	0.84	7-4-2
Opponent Totals	13/13	1176	11 / 19 / 3	1.45	4-7-2

NOTE: Includes six minutes of overtime played on Aug. 1 in the Confederations Cup semifinal loss to Mexico; McKeon sent off against Saudi Arabia on Aug. 3, 1999; Moore sent off against Guatemala on Mar. 11, 1999; Razov sent off against Jamaica on Sept. 8, 1999

1998 USMNT Final Statistics

Full International Record: 6-6-4

INDIVIDUAL STATISTICS

Name	Pos.	GP/GS	Min.	G	A	Y/R
Agoos, Jeff	D	12/10	924	0	2	0
Armas, Chris	M	1/0	45	0	0	0
Balboa, Marcelo	D	4/3	257	1	0	0
Berhalter, Gregg	D	2/2	135	0	0	1/0
Brown, C.J.	D	1/0	1	0	0	0
Burns, Mike	D	14/13	1170	0	0	3/0
Chung, Mark	M	1/0	21	0	0	0
Deering, Chad	D	6/6	519	1	0	1/0
Dooley, Thomas	D/M	8/7	659	0	0	0
Friedel, Brad	GK	4/4	360	0	0	0
Harkes, John	M	7/7	630	0	0	2/0
Hejduk, Frankie	M	9/8	695	1	0	2/0
Henderson, Chris	M	2/0	44	0	0	0
Jones, Cobi	M	15/14	1116	0	0	0
Keller, Kasey	GK	10/10	900	0	0	0
Kirovski, Jovan	F	1/1	45	0	0	0
Lalas, Alexi	D	7/6	540	0	1	3/0
Lassiter, Roy	F	4/2	200	0	0	1/0
Lewis, Eddie	M	1/1	73	0	0	0
Llamosa, Carlos	D	1/1	90	0	0	0/1
Maisonneuve, Brian	M	7/5	449	0	1	0
Mathis, Clint	D	1/1	69	0	0	1/0
McBride, Brian	F	9/4	448	2	0	0
Moore, Joe-Max	M/F	13/11	985	1	2	2/0
O'Brien, John	M	1/0	10	0	0	0
Olsen, Ben	M/F	1/0	17	0	0	0
Pope, Eddie	D	12/12	1035	1	0	1/0
Radosavljevic, Preki	M/F	14/1	425	2	2	1/0
Ramos, Tab	M	5/3	209	1	0	0
Regis, David	D	5/5	450	0	0	1/0
Reyna, Claudio	M	9/8	705	1	2	2/0
Sommer, Juergen	GK	1/1	90	0	0	0
Sorber, Mike	M	1/1	45	0	0	0
Stewart, Earnie	M/F	9/8	641	1	0	0
Thornton, Zach	GK	1/1	90	0	0	0
Vanney, Greg	D	1/1	90	0	0	0
Wagner, David	F	2/2	109	0	0	0
Wegerle, Roy	F	12/9	558	2	0	1/0
Williams, Richie	M	1/1	45	0	0	0
Wynalda, Eric	M/F	12/7	724	1	3	0

TOTALS	16/16	1440	15	13	22/1
Opponents	16/16	1440	13	12	21/0

GOALKEEPING STATISTICS

Name	GP/GS	Min.	GF / GA / SO	GAA	W-L-T
Friedel, Brad	4/4	360	6 / 2 / 2	0.50	3-1-0
Keller, Kasey	10/10	900	7 / 9 / 5	0.90	3-5-2
Sommer, Juergen	1/1	90	2 / 2 / 0	2.00	0-0-1
Thornton, Zach	1/1	90	0 / 0 / 1	0.00	0-0-1

TOTALS	16/16	1440	15 / 13 / 8	0.81	6-6-4
Opponents	16/16	1440	13 / 15 / 8	0.94	6-6-4

NOTE: Llamosa sent off against Australia on Nov. 6, 1998

1997 USMNT Final Statistics

Full International Record: 5-6-7

INDIVIDUAL STATISTICS

Name	Pos.	GP/GS	Min.	G	A	Y/R
Agoos, Jeff	D/M	14/13	1146	0	1	1/1
Balboa, Marcelo	D	10/10	900	0	1	1/0
Brose, Dario	M	1/1	45	0	0	0
Burns, Mike	D	13/9	887	0	1	1/0
Calichman, Dan	D	3/2	154	0	0	0
Caligiuri, Paul	D	1/1	90	0	0	0
Chronopoulos, Ted	D	1/0	19	0	0	0
Chung, Mark	M	1/1	59	0	0	0
Corrales, Ramiro	D	2/1	120	0	0	0
Deering, Chad	M	1/1	45	0	0	0
Dodd, Mark	GK	3/2	225	0	0	0
Dooley, Thomas	D/M	10/10	887	0	0	0
Fraser, Robin	D	1/1	90	0	0	0
Friedel, Brad	GK	10/10	783	0	0	0
Harkes, John	M	10/10	870	0	4	4/0
Hejduk, Frankie	M	3/1	97	0	0	0
Henderson, Chris	M	3/1	125	1	1	1/0
Jones, Cobi	M	14/10	850	0	1	3/0
Joseph, Miles	M	1/1	45	0	0	0
Keller, Kasey	GK	6/6	540	0	0	0
Kirovski, Jovan	F	6/4	374	1	0	1/0
Kreis, Jason	M	5/2	235	0	0	0
Lalas, Alexi	D	14/13	1196	2	0	3/1
Lassiter, Roy	F	11/5	570	2	0	0
Maisonneuve, Brian	M	3/1	141	0	0	0
Mason, Michael	M	5/1	138	0	1	0
McBride, Brian	F	7/6	543	2	0	0
Moore, Joe-Max	M/F	5/5	450	1	1	0
Pittman, Steve	D	1/1	60	0	0	0
Pope, Eddie	D	9/9	773	2	0	0
Radosavljevic, Preki	M/F	8/4	418	1	0	0
Ralston, Steve	M	4/3	181	0	0	0
Ramos, Tab	M	3/3	270	1	0	0
Reyna, Claudio	M	11/10	864	1	1	3/0
Sanneh, Tony	M	3/2	225	0	2	2/0
Santel, Mark	D	1/1	90	0	0	1/0
Sommer, Juergen	GK	2/0	72	0	0	0
Sorber, Mike	M	9/6	532	0	0	0
Stewart, Earnie	M/F	7/6	569	1	0	4/0
Vanney, Greg	D	1/1	90	0	0	0
Vasquez, Martin	D/M	6/6	345	0	0	0
Vermes, Peter	D	2/1	106	0	0	0
Wagner, David	F	5/4	256	0	1	0
Washington, Dante	F	1/0	26	0	0	0
Wegerle, Roy	F	3/3	242	2	1	1/0
Wynalda, Eric	F	11/11	990	4	2	1/0

TOTALS	18/18	1620	22	18	27/2
Opponents	18/18	1620	21	16	43/2

GOALKEEPING STATISTICS

Name	GP/GS	Min.	GF / GA / SO	GAA	W-L-T
Dodd, Mark	3/2	225	2 / 4 / 0	1.60	0-1-1
Friedel, Brad	10/10	783	8 / 8 / 3	0.92	3-4-3
Keller, Kasey	6/6	540	9 / 6 / 3	1.00	2-1-3
Sommer, Juergen	2/0	72	3 / 3 / 0	3.75	0-0-0

TOTALS	18/18	1620	22 / 21 / 6	1.17	5-6-7
Opponents	18/18	1620	21 / 22 / 6	1.22	6-5-7

NOTE: Lalas sent off against China on Feb. 1, 1997; Agoos sent off against Mexico on Nov. 2, 1997; U.S. goal totals include an own goal scored by Mexico on April 20, 1997

1996 USMNT Final Statistics
Full International Record: 10-4-2

INDIVIDUAL STATISTICS

Name	Pos.	GP/GS	Min.	G	A	Y/R
Agoos, Jeff	D	13/13	1158	1	1	2/0
Balboa, Marcelo	D	8/8	720	1	1	0
Benedetti, Scott	D	1/1	80	0	0	0
Brose, Dario	M	1/1	90	1	0	0
Burns, Mike	D	13/9	911	0	2	2/0
Caligiuri, Paul	D	8/4	454	0	0	3/0
Corrales, Ramiro	M	1/0	10	0	0	0
Cozier, Mac	M	1/0	58	0	0	0
Dodd, Mark	GK	1/1	90	0	0	0
Dooley, Thomas	D/M	9/8	589	2	0	2/0
Eck, Ted	F	1/1	60	0	0	0
Flores, Jorge	M	1/1	45	0	0	0
Friedel, Brad	GK	7/7	630	0	0	1/0
Harbor, Jean	F	1/1	32	0	0	0
Harkes, John	M	13/13	1085	0	5	1/0
Hejduk, Frankie	D	2/1	100	1	0	0
Holocher, Paul	F	1/0	30	0	0	0
Ianni, Tayt	M	1/1	90	0	0	0
Ibsen, Zak	D	1/1	90	0	0	0
Jones, Cobi	M	14/12	1073	2	0	0
Joseph, Miles	M	2/0	27	0	0	1/0
Keller, Kasey	GK	7/7	630	0	0	1/0
Kirovski, Jovan	F	7/2	237	1	0	0
Kreis, Jason	M	2/2	135	0	0	0
Lalas, Alexi	D	14/14	1265	0	4	7/0
Lassiter, Roy	F	7/1	236	1	0	2/0
Leonetti, Joey	D	1/0	45	0	0	0
Lewis, Eddie	M	1/1	90	0	1	0
Lozano, Lawrence	D	1/1	90	0	0	1/0
Martin, Tim	D	1/1	90	0	0	0
McBride, Brian	F	7/2	281	2	1	0
Moore, Joe-Max	F	11/9	767	4	0	1/0
Pope, Eddie	D	5/5	430	0	0	0
Radosavljevic, Preki	F	4/2	201	1	1	0
Ramos, Tab	M	12/12	1006	1	1	4/0
Reyna, Claudio	M	14/12	1113	1	3	1/0
Sommer, Juergen	GK	1/1	90	0	0	0
Sorber, Mike	M	3/1	103	0	0	1/0
Stewart, Earnie	F	5/5	450	0	1	2/0
Vanney, Greg	D	1/0	20	0	0	0
Vasquez, Martin	D	1/1	90	0	0	1/0
Wagner, David	F	1/1	45	0	0	0
Wynalda, Eric	F	13/13	1061	9	2	4/0

TOTALS	16/16	1440	28	23	37/0
Opponents	16/16	1440	19	11	28

GOALKEEPING STATISTICS

Name	GP/GS	Min.	GF / GA / SO	GAA	W-L-T
Dodd, Mark	1/1	90	1 / 4 / 0	4.00	0-1-0
Friedel, Brad	7/7	630	12 / 11 / 0	1.57	3-2-2
Keller, Kasey	7/7	630	13 / 3 / 5	0.43	6-1-0
Sommer, Juergen	1/1	90	2 / 1 / 0	1.00	1-0-0

TOTALS	16/16	1440	28 / 19 / 5	1.19	10-4-2
Opponents	16/16	1440	19 / 28 / 2	1.75	4-10-2

1995 USMNT Final Statistics
Full International Record: 5-6-3

INDIVIDUAL STATISTICS

Name	Pos.	GP/GS	Min.	G	A	Y/R
Agoos, Jeff	D	5/5	424	0	0	1/0
Balboa, Marcelo	D	6/6	466	1	0	1/0
Berhalter, Gregg	D	1/0	31	0	0	0
Bliss, Brian	D	3/1	93	0	0	0
Bravo, Paul	F	1/0	28	0	0	0
Burns, Mike	M	14/13	1172	0	1	2/0
Caligiuri, Paul	D	14/14	1250	1	0	0
Deering, Chad	M	1/1	46	0	0	0
Dooley, Thomas	M	9/9	786	1	0	1/0
Friedel, Brad	GK	9/9	765	0	0	1/0
Harkes, John	M	8/8	720	2	1	3/0
Henderson, Chris	M	2/1	116	0	0	0
Ibsen, Zak	D	2/1	127	0	0	1/0
Jones, Cobi	M	12/6	758	1	4	1/0
Keller, Kasey	GK	4/4	360	0	0	1/0
Kerr, John Jr.	F	5/3	320	1	1	0
Kirovski, Jovan	F	7/1	287	0	0	0
Klopas, Frank	F	10/7	463	1	0	3/0
Lalas, Alexi	D	12/11	1028	2	0	2/0
Lapper, Mike	D	4/4	315	0	0	1/0
Lassiter, Roy	F	2/0	90	1	1	0
Lozano, Lawrence	D	2/1	51	0	0	0
Moore, Joe-Max	F	7/6	585	2	1	0
Pittman, Steve	D	1/1	90	0	0	0
Quesada, David	F	1/0	2	0	0	0
Razov, Ante	M	1/0	37	0	0	0
Ramos, Tab	M	8/2	350	1	2	0
Reyna, Claudio	M	9/8	631	1	3	2/0
Salcedo, Jorge	D	1/0	1	0	0	0
Sommer, Juergen	GK	2/1	128	0	0	0
Sorber, Mike	M	9/7	535	0	0	0
Stewart, Earnie	F	9/9	763	1	2	4/0
Trittschuh, Steve	D	1/1	90	0	0	1/0
Wegerle, Roy	F	5/5	258	1	1	0
Wynalda, Eric	F	8/8	568	3	1	3/0

TOTALS	14/14	1253	20	18	28/0
Opponents	14/14	1253	18	11	36

GOALKEEPING STATISTICS

Name	GP/GS	Min.	GF / GA / SO	GAA	W-L-T
Friedel, Brad	9/9	765	5 / 11 / 2	1.29	1-5-2
Keller, Kasey	4/4	360	10 / 5 / 2	1.25	3-1-0
Sommer, Juergen	2/1	128	5 / 2 / 0	1.41	1-0-1

TOTALS	14/14	1253	20 / 18 / 4	1.29	5-6-3
Opponents	14/14	1253	18 / 20 / 6	1.44	6-5-3

1994 USMNT Final Statistics

Full International Record: 7-9-11

INDIVIDUAL STATISTICS

Name	Pos.	GP/GS	Min.	G	A	Y/R
Agoos, Jeff	D	13/12	997	0	0	0
Armstrong, Desmond	D	11/11	889	0	0	1/0
Balboa, Marcelo	D	24/22	1833	4	0	1/1
Berhalter, Gregg	D	1/0	44	0	0	0
Bliss, Brian	D	1/0	83	0	0	0
Bravo, Paul	M/F	1/0	8	0	0	0
Brose, Dario	M	2/0	80	0	0	0
Burns, Mike	M	20/16	1467	0	2	7/0
Caligiuri, Paul	D	20/16	1420	0	2	1/0
Chung, Mark	M	1/0	7	0	0	0
Clavijo, Fernando	D	8/6	591	0	0	3/1
Deering, Chad	M	1/0	44	0	0	0
Dooley, Thomas	D/M	22/21	1829	0	0	1/0
Doyle, John	D	4/4	316	0	1	0
Dunn, Jason	F	3/1	119	0	0	0
Friedel, Brad	GK	10/10	857	0	0	1/0
Hahnemann, Marcus	GK	3/3	249	0	0	0
Harkes, John	M	3/3	270	0	0	2/0
Henderson, Chris	M	13/10	821	0	1	1/0
Ibsen, Zak	D	3/0	113	0	0	0
Jones, Cobi	M	23/19	1692	2	0	0
Kerr, John Jr.	F	1/1	90	0	0	0
Kinnear, Dominic	M	9/5	482	0	0	0
Kirovski, Jovan	F	4/3	208	2	0	0
Klopas, Frank	M/F	15/12	857	8	0	5/0
Kooiman, Cle	D	2/2	180	0	0	1/0
Lalas, Alexi	D	22/22	1929	1	1	4/1
Lapper, Mike	D	10/8	694	1	1	1/1
Ligeon, Maurice	D/M	1/0	18	0	0	0
Lozzano, Lawrence	D	4/2	275	0	0	0
Meola, Tony	GK	14/14	1260	0	0	0
Michallik, Janusz	D/M	12/7	608	0	1	1/0
Moore, Joe-Max	M/F	11/7	485	1	1	1/0
Perez, Hugo	M	17/16	1206	3	3	1/0
Quinn, Brian	M	8/3	361	0	0	0
Ramos, Tab	M	7/6	514	0	1	1/0
Reyna, Claudio	M	19/8	1063	2	1	2/0
Salcedo, Jorge	M	2/0	90	0	0	0
Sommer, Juergen	GK	2/0	43	0	0	0
Sorber, Mike	M	18/14	1270	1	1	2/0
Stewart, Earnie	F	7/5	495	1	0	0
Thornton, Zach	GK	1/0	21	0	0	0
Vargas, Nelson	F	3/0	93	0	0	0
Vermes, Peter	F	3/1	103	0	0	0
Wegerle, Roy	M/F	7/0	173	1	0	0
Wynalda, Eric	M/F	8/3	435	1	1	0

TOTALS	27/27	2430	30	17	37/4
Opponents	27/27	2430	28	17	44

GOALKEEPING STATISTICS

Name	GP/GS	Min.	GF / GA / SO	GAA	W-L-T
Friedel, Brad	10/10	857	10 / 12 / 2	1.26	1-3-5
Hahnemann, Marcus	3/3	249	4 / 2 / 1	0.72	1-1-1
Meola, Tony	14/14	1260	15 / 13 / 4	0.93	5-4-5
Sommer, Juergen	2/0	43	1 / 1 / 0	2.09	0-1-0
Thornton, Zach	1/0	21	0 / 0 / 0	0.00	0-0-0

TOTALS	27/27	2430	30 / 28 / 7	1.04	7-9-11
Opponents	27/27	2430	28 / 30 / 6	1.11	9-7-11

NOTE: U.S. goal totals include own goals scored by Switzerland on Jan. 22, 1994 and Colombia on June 22, 1994; Lalas sent off against Moldova on April 16, 1994; Lapper sent off against Estonia on May 7, 1994; Balboa sent off against Greece on May 28, 1994; Clavijo sent off against Brazil on July 4, 1994

1993 USMNT Final Statistics

Full International Record: 10-13-11

INDIVIDUAL STATISTICS

Name	Pos.	GP/GS	Min.	G	A	Y/R
Agoos, Jeff	D	20/16	1333	1	1	2/0
Allnutt, Yari	D	3/1	182	2	0	1/0
Armstrong, Desmond	D	27/22	2128	0	0	1/0
Balboa, Marcelo	D	10/9	707	0	0	1/0
Bliss, Brian	D	1/0	30	0	0	0
Caligiuri, Paul	D	15/12	1075	0	0	1/0
Chung, Mark	M	14/3	519	2	2	0
Clavijo, Fernando	D	23/23	2029	0	0	2/1
Deering, Chad	F	2/0	85	0	0	0
Dooley, Thomas	D/M	17/17	1437	4	2	1/0
Doyle, John	D	9/9	810	1	0	2/0
Eichmann, Eric	M	2/0	77	0	0	0
Ervine, Dale	F	2/1	111	0	0	0
Friedel, Brad	GK	16/15	1395	0	0	1/0
Gjonbalaj, Sadri	F	2/1	73	0	0	0
Harbor, Jean	F	12/8	776	0	1	0
Harkes, John	D/M	7/7	624	0	1	0
Henderson, Chris	M	26/26	1969	1	5	2/0
Imler, Erik	D	1/1	43	0	0	0
Jones, Cobi	M/F	30/16	1824	2	5	0
Kinnear, Dominic	M	21/13	1148	7	1	2/0
Klopas, Frank	F	1/1	90	0	0	0
Kooiman, Cle	D	10/10	913	1	0	1/0
Lalas, Alexi	D	25/19	1857	4	3	2/0
Lapper, Mike	D	25/25	2205	0	1	1/0
Martin, Tim	D	1/0	45	0	0	0
McBride, Brian	F	1/0	27	0	0	0
Meola, Tony	GK	18/18	1588	0	0	2/0
Michallik, Janusz	D/M	9/3	370	1	2	1/0
Moore, Joe-Max	M/F	23/12	1254	8	4	0
Murray, Bruce	M	12/10	651	2	0	0
Perez, Hugo	M	12/12	773	3	2	1/0
Prampin, Alan	F	2/0	8	0	0	0
Quinn, Brian	M	9/8	648	0	1	1/0
Ramos, Tab	M	9/9	802	0	3	3/0
Santel, Mark	D/M	4/1	134	1	0	0
Smith, Kevin	M	1/0	45	0	0	0
Sorber, Mike	M	15/11	1056	0	1	0
Stanisic, Scoop	GK	1/1	90	0	0	0
Stewart, Earnie	F	6/3	373	2	1	0
Vermes, Peter	F	12/9	626	1	2	0
Washington, Dante	F	3/1	133	0	0	0
Wegerle, Roy	M/F	10/9	843	0	4	0
Woodring, Peter	M	3/2	161	0	0	0
Wynalda, Eric	F	9/9	736	2	0	0

TOTALS	34/34	3073	45	42	28/1
Opponents	34/34	3073	44	26	52

GOALKEEPING STATISTICS

Name	GP/GS	Min.	GF / GA / SO	GAA	W-L-T
Friedel, Brad	16/15	1395	18 / 18 / 5	1.16	3-6-7
Meola, Tony	18/18	1588	25 / 24 / 7	1.36	7-7-3
Stanisic, Scoop	1/1	90	2 / 2 / 0	2.00	0-0-1

TOTALS	34/34	3073	45 / 44 / 12	1.29	10-13-11
Opponents	34/34	3073	44 / 45 / 12	1.31	13-10-11

NOTE: Clavijo sent off after leaving the U.S. bench against El Salvador on Dec. 5, 1993; Minute totals include sudden-death overtime victory (103 minutes) vs. Costa Rica on July 21, 1993

1992 USMNT Final Statistics

Full International Record: 6-11-4

INDIVIDUAL STATISTICS

Name	Pos.	GP/GS	Min.	G	A	Y/R
Acosta, Jorge	F	10/5	503	0	1	2/0
Allnutt, Yari	M	2/0	63	0	0	0
Armstrong, Desmond	D	9/9	765	0	0	0
Balboa, Marcelo	D	21/21	1879	3	1	6/1
Benedict, Brian	M	3/2	109	0	0	0
Burns, Mike	D	1/1	90	0	0	0
Caligiuri, Paul	M	7/6	509	0	1	0
Chung, Mark	M	7/2	285	0	0	0
Clavijo, Fernando	D	15/12	1160	0	1	1/0
DeBrito, John	M	5/3	303	0	0	0
Dodd, Mark	GK	4/3	296	0	0	1/0
Dooley, Thomas	D	5/5	450	0	1	0
Doyle, John	D	12/12	1080	0	1	1/0
Eck, Ted	F	1/0	7	0	0	0
Feuer, Ian	GK	1/0	19	0	0	0
Friedel, Brad	GK	1/1	90	0	0	0
Gosselin, Mike	D	1/0	12	0	0	0
Harbor, Jean	F	2/1	118	0	0	0
Harkes, John	M	5/5	438	2	0	1/0
Henderson, Chris	M	9/7	564	0	0	0
Huseinovic, Mirsad	M	1/0	2	0	0	0
Ibsen, Zak	D	9/2	341	0	0	0
Jaguande, Carlos	F	2/0	55	0	0	0
Jones, Cobi	F	3/1	134	1	2	0
Keller, Kasey	GK	1/1	90	0	0	0
Kinnear, Dominic	M	10/8	676	1	1	1/0
Kmosko, Matt	D	3/2	198	0	0	0
Lapper, Mike	D	4/4	360	0	0	0
Lassiter, Roy	F	1/0	29	0	0	0
Leonetti, Joey	F	1/0	29	0	0	0
Masters, Mike	F	1/0	31	0	0	0
Meola, Tony	GK	16/16	1395	0	0	0
Michallik, Janusz	D	16/11	976	0	2	0
Moore, Joe-Max	M	1/1	90	0	1	1/0
Murray, Bruce	M	12/12	817	2	1	2/0
Perez, Hugo	M	17/17	1378	3	1	1/0
Quinn, Brian	M	19/19	1651	0	0	4/1
Ramos, Tab	M	6/6	525	1	1	0
Savage, Bruce	D	8/6	574	0	0	0
Sorber, Mike	M	12/7	743	1	0	0
Stewart, Earnie	F	7/2	299	0	0	1/0
Strouse, Andy	F	3/2	188	0	0	0
Sullivan, Chris	F	2/1	84	0	0	1/0
Vermes, Peter	F	9/9	511	1	1	0
Wegerle, Roy	M	4/3	315	1	1	0
Wynalda, Eric	F	7/7	559	5	1	0

TOTALS	21/21	1890	21	18	23/2
Opponents	21/21	1890	27	15	22

GOALKEEPING STATISTICS

Name	GP/GS	Min.	GF / GA / SO	GAA	W-L-T
Dodd, Mark	4/3	296	1 / 5 / 1	1.52	0-3-1
Feuer, Ian	1/0	19	0 / 1 / 0	4.74	0-0-0
Friedel, Brad	1/1	90	2 / 0 / 1	0.00	1-0-0
Keller, Kasey	1/1	90	0 / 1 / 0	1.00	0-1-0
Meola, Tony	16/16	1395	18 / 20 / 4	1.29	5-7-3

TOTALS	21/21	1890	21 / 27 / 6	1.29	6-11-4
Opponents	21/21	1890	27 / 21 / 12	1.00	11-6-4

NOTE: Balboa sent off against El Salvador on Feb. 18, 1992; Quinn sent off against Saudi Arabia on Oct. 15, 1992

1991 USMNT Final Statistics

Full International Record: 8-4-5

INDIVIDUAL STATISTICS

Name	Pos.	GP/GS	Min.	G	A	Y/R
Acosta, Jorge	F	2/2	89	0	0	0
Agoos, Jeff	D	7/6	435	0	0	0
Armstrong, Desmond	D	11/10	916	0	0	1/0
Baicher, Jeff	F	1/0	12	0	0	0
Balboa, Marcelo	D	15/15	1330	2	1	2/1
Banks, Jimmy	D	3/3	251	0	0	0
Benedict, Brian	M	1/0	45	0	0	0
Caligiuri, Paul	D	8/8	720	0	0	0
Clavijo, Fernando	D	14/13	1195	0	0	1/1
Cruz, Alberto	F	1/0	45	0	0	0
Dayak, Troy	D	4/4	345	0	0	0
DeBrito, John	M	1/0	15	0	0	0
Dodd, Mark	GK	1/1	90	0	0	0
Doyle, John	D	5/5	450	1	0	2/0
Dufrene, Ronil	F	2/1	90	0	0	0
Eck, Ted	F	5/0	143	0	0	0
Fraser, Robin	D	2/1	162	0	0	0
Gjonbalaj, Sadri	F	1/1	45	1	0	0
Gyau, Philip	F	1/0	13	0	0	0
Henderson, Chris	F	16/16	1278	0	3	1/0
Jonas, Mark	F	1/0	45	0	0	0
Kinnear, Dominic	M	11/4	444	2	0	0
Klopas, Frank	F	1/1	90	1	0	0
Krumpe, Paul	M	3/3	270	0	0	1/0
Lalas, Alexi	D	2/2	180	0	2	0
Meola, Tony	GK	17/16	1530	0	0	0
Michallik, Janusz	M	7/6	477	0	1	0
Murray, Bruce	F	16/15	1438	6	3	0/1
Perez, Hugo	M	11/9	878	1	2	1/0
Quinn, Brian	M	11/11	990	1	1	0
Santel, Mark	D	2/0	49	0	0	0
Savage, Bruce	D	6/3	415	0	0	0
Slivinski, Mike	M	1/1	45	0	0	0
Snyder, Troy	D	4/0	61	0	0	0
Trittschuh, Steve	D	4/2	240	0	0	0
Vargas, Nelson	M	1/0	45	0	0	0
Vermes, Peter	F	12/12	1027	3	0	0
Washington, Dante	F	2/2	135	2	0	0
Wynalda, Eric	F	15/15	886	2	3	2/0

TOTALS	17/17	1530	22	16	11/3
Opponents	17/17	1530	13	-	-

GOALKEEPING STATISTICS

Name	GP/GS	Min.	GF / GA / SO	GAA	W-L-T
Dodd, Mark	1/1	90	1 / 0 / 1	1.00	1-0-0
Meola, Tony	16/16	1440	21 / 13 / 6	0.81	7-4-5

TOTALS	17/17	1530	22 / 13 / 7	0.76	8-4-5
Opponents	17/17	1530	13 / 22 / 4	1.29	4-8-5

NOTES: Balboa sent off against Guatemala on July 1, 1991; Clavijo sent off against Argentina on May 19, 1991; Murray sent off against Costa Rica on Nov. 24, 1991

U.S. Men's National Team Year-by-Year All-Time Results

All-Time Record: 285-245-139
World Cup Record: 8-19-6
World Cup Qualifying Record: 73-39-32

* FIFA World Cup qualifier ** FIFA World Cup ^ Concacaf Gold Cup
 @ CONMEBOL Copa America # FIFA Confederations Cup ++ Olympics
 + FIFA Confederations Cup Qualifier % NAFC Championship

2019

Date	Opponent	Result	Location	Attendance
June 18	Guyana	4-0 W	Saint Paul, Minn.	19,418
June 22	Trinidad & Tobago	6-0 W	Cleveland, Ohio	23,921
June 26	Panama	1-0 W	Kansas City, Kan.	17,037
June 30	Curaçao	1-0 W	Philadelphia, Pa.	26,233
July 3	Jamaica	3-1 W	Nashville, Tenn.	28,473
July 3	Mexico	0-1 L	Chicago, Ill.	62,493

2018

Date	Opponent	Result	Location	Attendance
Jan. 28	Bosnia and Herzegovina	0-0 D	Carson, Calif.	11,161
March 27	Paraguay	1-0 W	Cary, N.C.	9,895
May 28	Bolivia	3-0 W	Chester, Pa.	11,882
June 2	Ireland	1-2 L	Dublin, Ireland	32,300
June 9	France	1-1 D	Lyon, France	58,241
Sept. 7	Brazil	0-2 L	East Rutherford, N.J.	32,489
Sept. 11	Mexico	1-0 W	Nashville, Tenn.	40,194
Oct. 11	Colombia	2-4 L	Tampa, Fla.	38,631
Oct. 16	Peru	1-1 D	East Hartford, Conn.	24,959
Nov. 15	England	0-3 L	London, England	68,155
Nov. 20	Italy	0-1 L	Genk, Belgium	13,500

2017

Date	Opponent	Result	Location	Attendance
Jan. 29	Serbia	0-0 D	San Diego, Calif.	20,079
Feb. 3	Jamaica	1-0 W	Chattanooga, Tenn.	17,903
March 24	Honduras *	6-0 W	San Jose, Calif.	17,729
March 28	Panama *	1-1 D	Panama City, Panama	23,052
June 3	Venezuela	1-1 D	Sandy, Utah	17,315
June 8	Trinidad & Tobago *	2-0 W	Commerce City, Colo.	(so) 19,188
June 11	Mexico *	1-1 D	Mexico City, Mexico	71,537
July 1	Ghana	2-1 W	East Hartford, Conn.	28,754
July 8	Panama ^	1-1 D	Nashville, Tenn.	47,622
July 12	Martinique ^	3-2 W	Tampa, Fla.	23,368
July 15	Nicaragua ^	3-0 W	Cleveland, Ohio	27,934
July 19	El Salvador ^	2-0 W	Philadelphia, Pa.	31,615
July 22	Costa Rica ^	2-0 W	Arlington, Texas	45,516
July 26	Jamaica ^	2-1 W	Santa Clara, Calif.	63,032
Sept. 1	Costa Rica *	0-2 L	Harrison, N.J.	(so) 26,500
Sept. 5	Honduras *	1-1 D	San Pedro Sula, Honduras	(so) 37,325
Oct. 6	Panama *	4-0 W	Orlando, Fla.	(so) 25,303
Oct. 10	Trinidad & Tobago *	1-2 L	Trinidad & Tobago	1,500
Nov. 14	Portugal	1-1 D	Leiria, Portugal	19,017

2016

Date	Opponent	Result	Location	Attendance
Jan. 31	Iceland	3-2 W	Carson, Calif.	8,803
Feb. 5	Canada	1-0 W	Carson, Calif.	9,274
March 25	Guatemala *	0-2 L	Guatemala City, Guatemala	18,313
March 29	Guatemala *	4-0 W	Columbus, Ohio	20,624
May 22	Puerto Rico	3-1 W	Bayamon, Puerto Rico	14,000
May 25	Ecuador	1-0 W	Frisco, Texas	9,893
May 28	Bolivia	4-0 W	Kansas City, Kan.	8,894
June 3	Colombia @	0-2 L	Santa Clara, Calif.	67,439 (so)
June 7	Costa Rica @	4-0 W	Chicago, Ill.	39,642
June 11	Paraguay @	1-0 W	Philadelphia, Pa.	51,041
June 16	Ecuador @	2-1 W	Seattle, Wash.	47,322
June 21	Argentina @	0-4 L	Houston, Texas	70,858 (so)
June 25	Colombia @	0-1 L	Glendale, Ariz.	29,041
Sept. 2	St. Vincent and the Grenadines *	6-0 W	Kingstown, St. Vincent and the Grenadines	N/A
Sept. 6	Trinidad & Tobago *	4-0 W	Jacksonville, Fla.	19,410
Oct. 7	Cuba	2-0 W	Havana, Cuba	7,000
Oct. 11	New Zealand	1-1 D	Washington, D.C.	9,012
Nov. 11	Mexico *	1-2 L	Columbus, Ohio	24,650
Nov. 15	Costa Rica *	0-4 L	San Jose, Costa Rica	35,400

2015

Date	Opponent	Result	Location	Attendance
Jan. 28	Chile	2-3 L	Rancagua, Chile	12,420
Feb. 8	Panama	2-0 W	Carson, Calif.	20,271
March 25	Denmark	2-3 L	Århus, Denmark	10,505
March 31	Switzerland	1-1 D	Zurich, Switzerland	16,100
April 15	Mexico	2-0 W	San Antonio, Texas	(SO) 64,369
June 5	Netherlands	4-3 W	Amsterdam, Netherlands	46,000
June 10	Germany	2-1 W	Cologne, Germany	40,348
July 3	Guatemala	4-0 W	Nashville, Tenn.	44,835
July 7	Honduras ^	2-1 W	Frisco, Texas	(SO) 22,357
July 10	Haiti ^	1-0 W	Foxborough, Mass.	46,720
July 13	Panama ^	1-1 D	Kansas City, Kan.	(SO) 18,467
July 18	Cuba ^	6-0 W	Baltimore, Md.	37,994
July 22	Jamaica ^	2-1 L	Atlanta, Ga.	70,511
July 25	Panama ^	1-1 D (2-3 pks)	Philadelphia, Pa.	12,598
Sept. 4	Peru	2-1 W	Washington, D.C.	28,896
Sept. 8	Brazil	1-4 L	Foxborough, Mass.	29,308
Oct. 10	Mexico	1-1 D (2-3 A.E.T.)	Pasadena, Calif.	(SO) 93,723
Oct. 13	Costa Rica	0-1 L	Harrison, N.J.	9,214
Nov. 13	St. Vincent & The Grenedines *	6-1 W	St. Louis, Mo.	43,433
Nov. 17	Trinidad & Tobago *	0-0 D	Port of Spain, Trinidad & Tobago	22,809

2014

Date	Opponent	Result	Location	Attendance
Feb. 1	Korea Republic	2-0 W	Carson, Calif.	27,000
March 5	Ukraine	0-2 L	Larnaca, Cyprus	1,573
April 2	Mexico	2-2 T	Glendale, Ariz.	59,066
May 27	Azerbaijan	2-0 W	San Francisco, Calif.	24,688
June 1	Turkey	2-1 W	Harrison, N.J.	26,762
June 7	Nigeria	2-1 W	Jacksonville, Fla.	52,033
June 16	Ghana**	2-1 W	Natal, Brazil	39,760
June 22	Portugal**	2-2 T	Manaus, Brazil	40,123
June 26	Germany**	0-1 L	Recife, Brazil	41,876
July 1	Belgium**	1-2 L	Salvador, Brazil	51,227
Sept. 3	Czech Republic	1-0 W	Prague, Czech Republic	12,642
Oct. 10	Ecuador	1-1 T	East Hartford, Conn.	36,265
Oct. 14	Honduras	1-1 T	Boca Raton, Fla.	14,805
Nov. 14	Colombia	1-2 L	London, England	24,235
Nov. 18	Rep. of Ireland	1-4 L	Dublin, Republic of Ireland	33,332

2013

Date	Opponent	Result	Location	Attendance
Jan. 29	Canada	0-0 T	Houston, Texas	11,737
Feb. 6	Honduras *	1-2 L	San Pedro Sula, Honduras	37,000
March 22	Costa Rica *	1-0 W	Commerce City, Colo.	19,374
March 26	Mexico *	0-0 T	Mexico City, Mexico	85,500
May 29	Belgium	2-4 L	Cleveland, Ohio	27,720
June 2	Germany	4-3 W	Washington, D.C.	47,359
June 7	Jamaica *	2-1 W	Kingston, Jamaica	12,130
June 11	Panama *	2-0 W	Seattle, Wash.	40,847
June 18	Honduras *	1-0 W	Sandy, Utah	20,250
July 5	Guatemala ^	6-0 W	San Diego, Calif.	25,080
July 9	Belize ^	6-1 W	Portland, Ore.	18,724
July 13	Cuba ^	4-1 W	Sandy, Utah	17,597
July 16	Costa Rica ^	1-0 W	East Hartford, Conn.	25,432
July 21	El Salvador ^	5-1 W	Baltimore, Md.	70,540
July 24	Honduras ^	3-1 W	Arlington, Texas	81,410
July 28	Panama ^	1-0 W	Chicago, Ill.	57,920
Aug. 14	Bosnia-Herzegovina	4-3 W	Sarajevo, Bosnia-Herzegovina	24,000
Sep. 6	Costa Rica *	1-3 L	San Jose, Costa Rica	35,000
Sep. 10	Mexico *	2-0 W	Columbus, Ohio	24,584
Oct. 11	Jamaica *	2-0 W	Kansas City, Kan.	18,467
Oct. 15	Panama *	3-2 W	Panama City, Panama	18,254
Nov. 15	Scotland	0-0 T	Glasgow, Scotland	21,079
Nov. 19	Austria	0-1 L	Vienna, Austria	20,200

2012

Date	Opponent	Result	Location	Attendance
Jan. 21	Venezuela	1-0 W	Glendale, Ariz.	22,403
Jan. 25	Panama	1-0 W	Panama City, Panama	15,000
Feb. 29	Italy	1-0 W	Genoa, Italy	15,000
May 26	Scotland	5-1 W	Jacksonville, Fla.	44,438
May 30	Brazil	1-4 L	Landover, Md.	67,619
June 3	Canada	0-0 T	Toronto, Canada	15,247
June 8	Antigua & Barbuda *	3-1 W	Tampa, Fla.	23,971
June 12	Guatemala *	1-1 T	Guatemala City, Guatemala	18,000
Aug. 15	Mexico	1-0 W	Mexico City, Mexico	56,000
Sept. 7	Jamaica *	1-2 L	Kingston, Jamaica	24,000
Sept. 11	Jamaica *	1-0 W	Columbus, Ohio	23,881
Oct. 12	Antigua & Barbuda *	2-1 W	North Sound, Antigua	7,000
Oct. 16	Guatemala *	3-1 W	Kansas City, Kan.	16,947
Nov. 14	Russia	2-2 T	Krasnodar, Russia	28,200

2011

Date	Opponent	Result	Location	Attendance
Jan. 22, 2011	Chile	1-1 T	Carson, Calif.	18,580
March 26, 2011	Argentina	1-1 T	E. Rutherford, N.J.	78,936
March 29, 2011	Paraguay	0-1 L	Nashville, Tenn.	29,059
June 4, 2011	Spain	0-4 L	Foxborough, Mass.	64,121
June 7, 2011	Canada ^	2-0 W	Detroit, Mich.	28,209
June 11, 2011	Panama ^	1-2 L	Tampa, Fla.	27,731
June 14, 2011	Guadeloupe ^	1-0 W	Kansas City, Kan.	21,109
June 19, 2011	Jamaica ^	2-0 W	Washington, D.C.	45,423
June 22, 2011	Panama ^	1-0 W	Houston, Texas	70,267
June 25, 2011	Mexico ^	2-4 L	Pasadena, Calif.	93,420
Aug. 10, 2011	Mexico	1-1 T	Philadelphia, Pa.	30,138
Sept. 2, 2011	Costa Rica	0-1 L	Carson, Calif.	15,798
Sept. 6, 2011	Belgium	0-1 L	Brussels, Belgium	21,946
Oct. 8, 2011	Honduras	1-0 W	Miami Gardens, Fla.	21,170
Oct. 11, 2011	Ecuador	0-1 L	Harrison, N.J.	20,707
Nov. 11, 2011	France	0-1 L	Saint-Denis, France	70,018
Nov. 15, 2011	Slovenia	3-2 W	Ljubljana, Slovenia	8,140

2010

Date	Opponent	Result	Location	Attendance
Jan. 23, 2010	Honduras	1-3 L	Carson, Calif.	18,626
Feb. 24, 2010	El Salvador	2-1 W	Tampa, Fla.	21,737
March 3, 2010	Netherlands	1-2 L	Amsterdam, Netherlands	46,630
May 25, 2010	Czech Republic	2-4 L	East Hartford, Conn.	36,218
May 29, 2010	Turkey	2-1 W	Philadelphia, Pa.	55,407
June 5, 2010	Australia	3-1 W	Roodepoot, South Africa	6,000
June 12, 2010	England **	1-1 T	Rustenburg, South Africa	38,646
June 18, 2010	Slovenia **	2-2 T	Johannesburg, South Africa	45,573
June 23, 2010	Algeria **	1-0 W	Tshwane/Pretoria, South Africa	35,827
June 26, 2010	Ghana **	1-2 L (ot)	Rustenburg, South Africa	34,976
Aug. 10, 2010	Brazil	0-2 L	East Rutherford, N.J.	77,223
Oct. 9, 2010	Poland	2-2 T	Chicago, Ill.	31,696
Oct. 12, 2010	Colombia	0-0 T	Chester, Pa.	8,823
Nov. 17, 2010	South Africa	1-0 W	Cape Town, South Africa	52,000

2009

Date	Opponent	Result	Location	Attendance
Jan. 24, 2009	Sweden	3-2 W	Carson, Calif.	9,918
Feb. 11, 2009	Mexico *	2-0 W	Columbus, Ohio	(SO) 23,776
March 28, 2009	El Salvador *	2-2 T	San Salvador, El Salvador	30,500
April 1, 2009	Trinidad & Tobago *	3-0 W	Nashville, Tenn.	27,959
June 3, 2009	Costa Rica *	1-3 L	San Jose, Costa Rica	19,200
June 6, 2009	Honduras *	2-1 W	Chicago, Ill.	55,647
June 15, 2009	Italy #	1-3 L	Tshwane/Pretoria, South Africa	34,341
June 18, 2009	Brazil #	0-3 L	Tshwane/Pretoria, South Africa	39,617
June 21, 2009	Egypt #	3-0 W	Rustenburg, South Africa	23,140
June 24, 2009	Spain #	2-0 W	Bloemfontein, South Africa	35,396
June 28, 2009	Brazil #	2-3 L	Johannesburg, South Africa	52,291
July 4, 2009	Grenada ^	4-0 W	Seattle, Wash.	15,387
July 8, 2009	Honduras ^	2-0 W	Washington, D.C.	26,079
July 11, 2009	Haiti ^	2-2 T	Foxborough, Mass.	24,137
July 18, 2009	Panama ^	2-1 W (ot)	Philadelphia, Pa.	32,000
July 23, 2009	Honduras ^	2-0 W	Chicago, Ill.	55,173
July 26, 2009	Mexico ^	0-5 L	East Rutherford, N.J.	(SO) 79,156
Aug. 12, 2009	Mexico *	1-2 L	Mexico City, Mexico	104,499
Sept. 5, 2009	El Salvador *	2-1 W	Sandy, Utah	19,066
Sept. 9, 2009	Trinidad & Tobago *	1-0 W	Port of Spain, Trinidad	4,700
Oct. 10, 2009	Honduras *	3-2 W	San Pedro Sula, Honduras	37,000
Oct. 14, 2009	Costa Rica *	2-2 T	Washington, D.C.	26,243
Nov. 14, 2009	Slovakia	0-1 L	Bratislava, Slovakia	7,200
Nov. 18, 2009	Denmark	1-3 L	Aarhus, Denmark	15,172

2008

Date	Opponent	Result	Location	Attendance
Jan. 19, 2008	Sweden	2-0 W	Carson, Calif.	14,878
Feb. 6, 2008	Mexico	2-2 T	Houston, Texas	(SO) 70,103
March 26, 2008	Poland	3-0 W	Krakow, Poland	(SO) 20,000
May 28, 2008	England	0-2 L	London, England	71,233
June 4, 2008	Spain	0-1 L	Santander, Spain	13,500
June 8, 2008	Argentina	0-0 T	East Rutherford, N.J.	(SO) 78,682
June 15, 2008	Barbados *	8-0 W	Carson, Calif.	11,476
June 22, 2008	Barbados *	1-0 W	Bridgetown, Barbados	2,000
Aug. 20, 2008	Guatemala *	1-0 W	Guatemala City, Guatemala	25,000
Sept. 6, 2008	Cuba *	1-0 W	Havana, Cuba	12,000
Sept. 10, 2008	Trinidad & Tobago *	3-0 W	Bridgeview, Ill.	11,452
Oct. 11, 2008	Cuba *	6-1 W	Washington, D.C.	20,293
Oct. 15, 2008	Trinidad & Tobago *	1-2 L	Port of Spain, Trinidad	18,000
Nov. 19, 2008	Guatemala *	2-0 W	Commerce City, Colo.	9,303

2007

Date	Opponent	Result	Location	Attendance
Jan. 20, 2007	Denmark	3-1 W	Carson, Calif.	10,048
Feb. 7, 2007	Mexico	2-0 W	Glendale, Ariz.	62,462
March 25, 2007	Ecuador	3-1 W	Tampa, Fla.	31,547
March 28, 2007	Guatemala	0-0 T	Frisco, Texas	10,932
June 2, 2007	China PR	4-1 W	San Jose, Calif.	20,821
June 7, 2007	Guatemala ^	1-0 W	Carson, Calif.	(SO) 27,000
June 9, 2007	Trinidad & Tobago ^	2-0 W	Carson, Calif.	(SO) 27,000
June 12, 2007	El Salvador ^	4-0 W	Foxborough, Mass.	26,523
June 16, 2007	Panama ^	2-1 W	Foxborough, Mass.	22,412
June 21, 2007	Canada ^	2-1 W	Chicago, Ill.	50,760
June 24, 2007	Mexico ^	2-1 W	Chicago, Ill.	(SO) 60,000
June 28, 2007	Argentina @	1-4 L	Maracaibo, Venezuela	(SO) 37,000
July 2, 2007	Paraguay @	1-3 L	Barinas, Venezuela	(SO) 25,000
July 5, 2007	Colombia @	0-1 L	Barquisimeto, Venezuela	(SO) 35,000
Aug. 22, 2007	Sweden	0-1 L	Goteborg, Sweden	20,648
Sept. 9, 2007	Brazil	2-4 L	Chicago, Ill.	43,543
Oct. 17, 2007	Switzerland	1-0 W	Basel, Switzerland	16,500
Nov. 17, 2007	South Africa	1-0 W	Johannesburg, South Africa	30,000

2006

Date	Opponent	Result	Location	Attendance
Jan. 22, 2006	Canada	0-0 T	San Diego, Calif.	6,077
Jan. 29, 2006	Norway	5-0 W	Carson, Calif.	16,366
Feb. 10, 2006	Japan	3-2 W	San Francisco, Calif.	37,365
Feb. 19, 2006	Guatemala	4-0 W	Frisco, Texas	14,453
March 1, 2006	Poland	1-0 W	Kaiserslautern, Germany	13,395
March 22, 2006	Germany	1-4 L	Dortmund, Germany	64,500
April 11, 2006	Jamaica	1-1 T	Cary, N.C.	8,093
May 23, 2006	Morocco	0-1 L	Nashville, Tenn.	26,141
May 26, 2006	Venezuela	2-0 W	Cleveland, Ohio	29,745
May 28, 2006	Latvia	1-0 W	East Hartford, Conn.	24,636
June 12, 2006	Czech Republic **	0-3 L	Gelsenkirchen, Germany	52,000
June 17, 2006	Italy **	1-1 T	Kaiserslautern, Germany	46,000
June 22, 2006	Ghana **	1-2 L	Nuremberg, Germany	41,000

2005

Date	Opponent	Result	Location	Attendance
Feb. 9, 2005	Trinidad & Tobago *	2-1 W	Port of Spain, Trinidad	18,000
March 9, 2005	Colombia	3-0 W	Fullerton, Calif.	7,086
March 19, 2005	Honduras	1-0 W	Albuquerque, N.M.	9,222
March 27, 2005	Mexico *	1-2 L	Mexico City, Mexico	110,000
March 30, 2005	Guatemala *	2-0 W	Birmingham, Ala.	31,624
May 28, 2005	England	1-2 L	Chicago, Ill.	47,637
June 4, 2005	Costa Rica *	3-0 W	Salt Lake City, Utah	40,586
June 8, 2005	Panama *	3-0 W	Panama City, Panama	17,000
July 7, 2005	Cuba ^	4-1 W	Seattle, Wash.	15,831
July 9, 2005	Canada ^	2-0 W	Seattle, Wash.	15,109
July 12, 2005	Costa Rica ^	0-0 T	Foxborough, Mass.	15,211
July 16, 2005	Jamaica ^	3-1 W	Foxborough, Mass.	22,108
July 21, 2005	Honduras ^	2-1 W	East Rutherford, N.J.	41,721
July 24, 2005	Panama ^	0-0 T (3-1 pk)	East Rutherford, N.J.	31,018
Aug. 17, 2005	Trinidad & Tobago *	1-0 W	East Hartford, Conn.	25,488
Sept. 3, 2005	Mexico *	2-0 W	Columbus, Ohio	24,685
Sept. 7, 2005	Guatemala *	0-0 T	Guatemala City, Guatemala	27,000
Oct. 8, 2005	Costa Rica *	0-3 L	San Jose, Costa Rica	30,000
Oct. 12, 2005	Panama *	2-0 W	Foxborough, Mass.	9,192
Nov. 12, 2005	Scotland	1-1 T	Glasgow, Scotland	26,708

2004

Date	Opponent	Result	Location	Attendance
Jan. 18, 2004	Denmark	1-1 T	Carson, Calif.	10,461
Feb. 18, 2004	Netherlands	0-1 L	Amsterdam, Netherlands	29,700
March 13, 2004	Haiti	1-1 T	Miami, Fla.	8,714
March 31, 2004	Poland	1-0 W	Plock, Poland	10,500
April 28, 2004	Mexico	1-0 W	Dallas, Texas	45,048
June 2, 2004	Honduras	4-0 W	Foxborough, Mass.	11,533
June 13, 2004	Grenada *	3-0 W	Columbus, Ohio	9,137
June 20, 2004	Grenada *	3-2 W	St. George's, Grenada	15,267
July 11, 2004	Poland	1-1 T	Chicago, Ill.	39,529
Aug. 18, 2004	Jamaica *	1-1 T	Kingston, Jamaica	27,000
Sept. 4, 2004	El Salvador *	2-0 W	Foxborough, Mass.	25,266
Sept. 8, 2004	Panama *	1-1 T	Panama City, Panama	14,500
Oct. 9, 2004	El Salvador *	2-0 W	San Salvador, El Salvador	20,000
Oct. 13, 2004	Panama *	6-0 W	Washington, D.C.	19,793
Nov. 17, 2004	Jamaica *	1-1 T	Columbus, Ohio	9,088

2003

Date	Opponent	Result	Location	Attendance
Jan. 19, 2003	Canada	4-0 W	Ft. Lauderdale, Fla.	6,549
Feb. 8, 2003	Argentina	0-1 L	Miami, Fla.	27,196
Feb. 12, 2003	Jamaica	2-1 W	Kingston, Jamaica	27,000
March 29, 2003	Venezuela	2-0 W	Seattle, Wash.	17,819
May 8, 2003	Mexico	0-0 T	Houston, Texas	69,582
May 26, 2003	Wales	2-0 W	San Jose, Calif.	12,282
June 8, 2003	New Zealand	2-1 W	Richmond, Va.	9,116
June 19, 2003	Turkey #	1-2 L	St. Etienne, France	16,944
June 21, 2003	Brazil #	0-1 L	Lyon, France	20,306
June 23, 2003	Cameroon #	0-0 T	Lyon, France	19,206
July 6, 2003	Paraguay	2-0 W	Columbus, Ohio	14,103
July 12, 2003	El Salvador ^	2-0 W	Foxborough, Mass.	33,652
July 14, 2003	Martinique ^	2-0 W	Foxborough, Mass.	8,780
July 19, 2003	Cuba ^	5-0 W	Foxborough, Mass.	15,627
July 23, 2003	Brazil ^	1-2 L	Miami, Fla.	35,211
July 26, 2003	Costa Rica ^	3-2 W	Miami, Fla.	5,093

2002

Date	Opponent	Result	Location	Attendance
Jan. 19, 2002	Korea Republic ^	2-1 W	Pasadena, Calif.	42,117
Jan. 21, 2002	Cuba ^	1-0 W	Pasadena, Calif.	31,244
Jan. 27, 2002	El Salvador ^	4-0 W	Pasadena, Calif.	31,628
Jan. 30, 2002	Canada ^	0-0 T (4-2 pk)	Pasadena, Calif.	7,241
Feb. 2, 2002	Costa Rica ^	2-0 W	Pasadena, Calif.	14,432
Feb. 13, 2002	Italy	0-1 L	Catania, Italy	25,493
March 2, 2002	Honduras	4-0 W	Seattle, Wash.	38,534
March 10, 2002	Ecuador	1-0 W	Birmingham, Ala.	24,133
March 27, 2002	Germany	2-4 L	Rostock, Germany	29,000
April 3, 2002	Mexico	1-0 W	Denver, Colo.	48,476
April 17, 2002	Ireland	1-2 L	Dublin, Ireland	39,000
May 12, 2002	Uruguay	2-1 W	Washington, D.C.	30,413
May 16, 2002	Jamaica	5-0 W	East Rutherford, N.J.	30,659
May 19, 2002	Netherlands	0-2 L	Foxborough, Mass.	36,778
June 5, 2002	Portugal **	3-2 W	Suwon, Korea	37,306
June 10, 2002	Korea Republic **	1-1 T	Daegu, Korea	60,778
June 14, 2002	Poland **	1-3 L	Daejeon, Korea	26,482
June 17, 2002	Mexico **	2-0 W	Jeonju, Korea	36,380
June 21, 2002	Germany **	0-1 L	Ulsan, Korea	37,337
Nov. 17, 2002	El Salvador	2-0 W	Washington, D.C.	13,590

2001

Date	Opponent	Result	Location	Attendance
Jan. 27, 2001	China PR	2-1 W	Oakland, Calif.	8,903
Feb. 3, 2001	Colombia	0-1 L	Miami, Fla.	14,169
Feb. 28, 2001	Mexico *	2-0 W	Columbus, Ohio	24,624
March 3, 2001	Brazil	1-2 L	Pasadena, Calif.	45,387
March 28, 2001	Honduras *	2-1 W	San Pedro Sula, Honduras	46,000
April 25, 2001	Costa Rica *	1-0 W	Kansas City, Mo.	37,319
June 7, 2001	Ecuador	0-0 T	Columbus, Ohio	12,572
June 16, 2001	Jamaica *	0-0 T	Kingston, Jamaica	35,000
June 20, 2001	Trinidad & Tobago *	2-0 W	Foxborough, Mass.	31,211
July 1, 2001	Mexico *	0-1 L	Mexico City, Mexico	110,000
Sept. 1, 2001	Honduras *	2-3 L	Washington, D.C.	54,282
Sept. 5, 2001	Costa Rica *	0-2 L	San Jose, Costa Rica	30,000
Oct. 7, 2001	Jamaica *	2-1 W	Foxborough, Mass.	40,483
Nov. 11, 2001	Trinidad & Tobago *	0-0 T	Port of Spain, Trinidad	5,000
Dec. 9, 2001	Korea Republic	0-1 L	Seogwipo, Korea	42,256

2000

Date	Opponent	Result	Location	Attendance
Jan. 16, 2000	Iran	1-1 T	Pasadena, Calif.	50,181
Jan. 29, 2000	Chile	2-1 W	Coquimbo, Chile	11,000
Feb. 12, 2000	Haiti ^	3-0 W	Miami, Fla.	49,513
Feb. 16, 2000	Peru ^	1-0 W	Miami, Fla.	36,004
Feb. 19, 2000	Colombia ^	2-2 T (1-2 pk)	Miami, Fla.	32,972
March 12, 2000	Tunisia	1-1 T	Birmingham, Ala.	21,637
April 26, 2000	Russia	0-2 L	Moscow, Russia	12,500
June 3, 2000	South Africa	4-0 W	Washington, D.C.	16,570
June 6, 2000	Ireland	1-1 T	Foxborough, Mass.	16,319
June 11, 2000	Mexico	3-0 W	East Rutherford, N.J.	45,008
July 16, 2000	Guatemala *	1-1 T	Mazatenango, Guatemala	9,500
July 23, 2000	Costa Rica *	1-2 L	San Jose, Costa Rica	20,000
Aug. 16, 2000	Barbados *	7-0 W	Foxborough, Mass.	18,334
Sept. 3, 2000	Guatemala *	1-0 W	Washington, D.C.	51,996
Oct. 11, 2000	Costa Rica *	0-0 T	Columbus, Ohio	24,430
Oct. 25, 2000	Mexico	2-0 W	Los Angeles, Calif.	61,072
Nov. 15, 2000	Barbados *	4-0 W	Waterford, Barbados	4,000

1999

Date	Opponent	Result	Location	Attendance
Jan. 24, 1999	Bolivia	0-0 T	Santa Cruz, Bolivia	39,000
Feb. 6, 1999	Germany	3-0 W	Jacksonville, Fla.	17,259
Feb. 21, 1999	Chile	2-1 W	Ft. Lauderdale, Fla.	14,898
March 11, 1999	Guatemala	3-1 W	Los Angeles, Calif.	34,154
March 13, 1999	Mexico	1-2 L	San Diego, Calif.	50,324
June 13, 1999	Argentina	1-0 W	Washington, D.C.	40,119
July 24, 1999	New Zealand #	2-1 W	Guadalajara, Mexico	60,000
July 28, 1999	Brazil #	0-1 L	Guadalajara, Mexico	54,000
July 30, 1999	Germany #	2-0 W	Guadalajara, Mexico	53,000
Aug. 1, 1999	Mexico #	0-1 L (ot)	Mexico City, Mexico	80,000
Aug. 3, 1999	Saudi Arabia #	2-0 W	Guadalajara, Mexico	35,000
Sept. 8, 1999	Jamaica	2-2 T	Kingston, Jamaica	20,000
Nov. 17, 1999	Morocco	1-2 L	Marrakech, Morocco	17,000

1998

Date	Opponent	Result	Location	Attendance
Jan. 24, 1998	Sweden	1-0 W	Orlando, Fla.	12,773
Feb. 1, 1998	Cuba ^	3-0 W	Oakland, Calif.	11,234
Feb. 7, 1998	Costa Rica ^	2-1 W	Oakland, Calif.	36,240
Feb. 10, 1998	Brazil ^	1-0 W	Los Angeles, Calif.	12,298
Feb. 15, 1998	Mexico ^	0-1 L	Los Angeles, Calif.	91,255
Feb. 21, 1998	Holland	0-2 L	Miami, Fla.	20,379
Feb. 25, 1998	Belgium	0-2 L	Brussels, Belgium	15,894
March 14, 1998	Paraguay	2-2 T	San Diego, Calif.	15,253
April 22, 1998	Austria	3-0 W	Vienna, Austria	17,000
May 16, 1998	F.Y.R. Macedonia	0-0 T	San Jose, Calif.	23,861
May 24, 1998	Kuwait	2-0 W	Portland, Ore.	25,343
May 30, 1998	Scotland	0-0 T	Washington, D.C.	46,037
June 15, 1998	Germany **	0-2 L	Paris, France	43,815
June 21, 1998	Iran **	1-2 L	Lyon, France	44,000
June 25, 1998	Yugoslavia **	0-1 L	Nantes, France	39,500
Nov. 6, 1998	Australia	0-0 T	San Jose, Calif.	15,074

1997

Date	Opponent	Result	Location	Attendance
Jan. 17, 1997	Peru	0-1 L	San Diego, Calif.	35,232
Jan. 19, 1997	Mexico	0-2 L	Pasadena, Calif.	31,725
Jan. 22, 1997	Denmark	1-4 L	Pasadena, Calif.	17,342
Jan. 29, 1997	China PR	1-2 L	Kunming, China	40,000
Feb. 1, 1997	China PR	1-1 T	Guangzhou, China	35,000
March 2, 1997	Jamaica *	0-0 T	Kingston, Jamaica	35,246
March 16, 1997	Canada *	3-0 W	Palo Alto, Calif.	28,896
March 23, 1997	Costa Rica *	2-3 L	San Jose, Costa Rica	22,000
April 20, 1997	Mexico *	2-2 T	Foxborough, Mass.	57,407
June 4, 1997	Paraguay	0-0 T	St. Louis, Mo.	7,016
June 17, 1997	Israel	2-1 W	Jacksonville, Fla.	8,436
June 29, 1997	El Salvador *	1-1 T	San Salvador, El Salvador	29,000
Aug. 7, 1997	Ecuador	0-1 L	Baltimore, Md.	13,629
Sept. 7, 1997	Costa Rica *	1-0 W	Portland, Ore.	27,369
Oct. 3, 1997	Jamaica *	1-1 T	Washington, D.C.	51,528
Nov. 2, 1997	Mexico *	0-0 T	Mexico City, Mexico	114,600
Nov. 9, 1997	Canada *	3-0 W	Vancouver, Canada	8,420
Nov. 16, 1997	El Salvador *	4-2 W	Foxborough, Mass.	53,193

1996

Date	Opponent	Result	Location	Attendance
Jan. 13, 1996	Trinidad & Tobago ^	3-2 W	Anaheim, Calif.	12,425
Jan. 16, 1996	El Salvador ^	2-0 W	Anaheim, Calif.	52,355
Jan. 18, 1996	Brazil ^	0-1 L	Los Angeles, Calif.	22,038
Jan. 21, 1996	Guatemala ^	3-0 W	Pasadena, Calif.	88,000
May 26, 1996	Scotland	2-1 W	New Britain, Conn.	8,526
June 9, 1996	Ireland	2-1 W	Foxborough, Mass.	25,332
June 12, 1996	Bolivia	0-2 L	Washington, D.C.	19,350
June 16, 1996	Mexico	2-2 T	Pasadena, Calif.	92,216
Aug. 30, 1996	El Salvador	3-1 W	Los Angeles, Calif.	18,661
Oct. 16, 1996	Peru	1-4 L	Lima, Peru	10,535
Nov. 3, 1996	Guatemala *	2-0 W	Washington, D.C.	30,082
Nov. 10, 1996	Trinidad & Tobago *	2-0 W	Richmond, Va.	19,312
Nov. 24, 1996	Trinidad & Tobago *	1-0 W	Port of Spain, Trinidad	8,000
Dec. 1, 1996	Costa Rica *	1-2 L	San Jose, Costa Rica	25,000
Dec. 14, 1996	Costa Rica *	2-1 W	Palo Alto, Calif.	40,527
Dec. 21, 1996	Guatemala *	2-2 T	San Salvador, El Salvador	14,500

1995

Date	Opponent	Result	Location	Attendance
March 25, 1995	Uruguay	2-2 T	Dallas, Texas	12,242
April 22, 1995	Belgium	0-1 L	Brussels, Belgium	14,000
May 28, 1995	Costa Rica	1-2 L	Tampa, Fla.	7,415
June 11, 1995	Nigeria	3-2 W	Foxborough, Mass.	22,578
June 18, 1995	Mexico	4-0 W	Washington, D.C.	38,615
June 25, 1995	Colombia	0-0 T	Piscataway, N.J.	36,126
July 8, 1995	Chile @	2-1 W	Paysandu, Uruguay	22,000
July 11, 1995	Bolivia @	0-1 L	Paysandu, Uruguay	22,000
July 14, 1995	Argentina @	3-0 W	Paysandu, Uruguay	21,000
July 17, 1995	Mexico @	0-0 T (4-1 pk)	Paysandu, Uruguay	9,000
July 20, 1995	Brazil @	0-1 L	Maldonado, Uruguay	9,000
July 22, 1995	Colombia @	1-4 L	Maldonado, Uruguay	3,000
Aug. 16, 1995	Sweden	0-1 L	Norrkoping, Sweden	14,200
Oct. 8, 1995	Saudi Arabia	4-3 W	Washington, D.C.	10,216

1994

Date	Opponent	Result	Location	Attendance
Jan. 15, 1994	Norway	2-1 W	Phoenix, Ariz.	15,386
Jan. 22, 1994	Switzerland	1-1 T	Fullerton, Calif.	10,173
Jan. 29, 1994	Russia	1-1 T	Seattle, Wash.	43,651
Feb. 10, 1994	Denmark	0-0 T (2-4 pk)	Hong Kong	9,000
Feb. 13, 1994	Romania	1-2 L	Hong Kong	9,000
Feb. 18, 1994	Bolivia	1-1 T	Miami, Fla.	15,676
Feb. 20, 1994	Sweden	1-3 L	Miami, Fla.	20,171
March 12, 1994	South Korea	1-1 T	Fullerton, Calif.	10,319
March 26, 1994	Bolivia	2-2 T	Dallas, Texas	26,835
April 16, 1994	Moldova	1-1 T	Jacksonville, Fla.	6,103
April 20, 1994	Moldova	3-0 W	Davidson, N.C.	4,790
April 24, 1994	Iceland	1-2 L	San Diego, Calif.	3,017
April 30, 1994	Chile	0-2 L	Albuquerque, N.M.	15,610
May 7, 1994	Estonia	4-0 W	Fullerton, Calif.	2,158
May 15, 1994	Armenia	1-0 W	Fullerton, Calif.	9,753
May 25, 1994	Saudi Arabia	0-0 T	Piscataway, N.J.	5,576
May 28, 1994	Greece	1-1 T	New Haven, Conn.	21,317
June 4, 1994	Mexico	1-0 W	Pasadena, Calif.	91,123
June 18, 1994	Switzerland **	1-1 T	Detroit, Mich.	73,425
June 22, 1994	Colombia **	2-1 W	Pasadena, Calif.	93,194
June 26, 1994	Romania **	0-1 L	Pasadena, Calif.	93,869
July 4, 1994	Brazil **	0-1 L	Palo Alto, Calif.	84,177
Sept. 7, 1994	England	0-2 L	London, England	38,629
Oct. 19, 1994	Saudi Arabia	1-2 L	Dhahran, Saudi Arabia	9,256
Nov. 19, 1994	Trinidad & Tobago	0-1 L	Port of Spain, Trinidad	22,000
Nov. 22, 1994	Jamaica	3-0 W	Kingston, Jamaica	30,199
Dec. 11, 1994	Honduras	1-1 T	Fullerton, Calif.	1,094

1993

Date	Opponent	Result	Location	Attendance
Jan. 30, 1993	Denmark	2-2 T	Tempe, Ariz.	13,215
Feb. 6, 1993	Romania	1-1 T	Santa Barbara, Calif.	9,127
Feb. 13, 1993	Russia	0-1 L	Orlando, Fla.	13,651
Feb. 21, 1993	Russia	0-0 T	Palo Alto, Calif.	25,879
March 3, 1993	Canada	2-2 T	Costa Mesa, Calif.	5,743
March 10, 1993	Hungary	0-0 T	Nagoya, Japan	12,500
March 14, 1993	Japan	1-3 L	Tokyo, Japan	48,000
March 23, 1993	El Salvador	2-2 T	San Salvador, El Salvador	23,000
March 25, 1993	Honduras	1-4 L	Tegucigalpa, Honduras	24,000
April 9, 1993	Saudi Arabia	2-0 W	Riyadh, Saudi Arabia	27,000
April 17, 1993	Iceland	1-1 T	Costa Mesa, Calif.	3,143
May 8, 1993	Colombia	1-2 L	Miami, Fla.	17,652
May 23, 1993	Bolivia	0-0 T	Fullerton, Calif.	9,578
May 26, 1993	Peru	0-0 T	Mission Viejo, Calif.	5,500
June 6, 1993	Brazil	0-2 L	New Haven, Conn.	44,579
June 9, 1993	England	2-0 W	Foxborough, Mass.	37,652
June 13, 1993	Germany	3-4 L	Chicago, Ill.	53,549
June 16, 1993	Uruguay @	0-1 L	Ambato, Ecuador	20,000
June 19, 1993	Ecuador @	0-2 L	Quito, Ecuador	55,000
June 22, 1993	Venezuela @	3-3 T	Quito, Ecuador	55,000
July 10, 1993	Jamaica ^	1-0 W	Dallas, Texas	11,642
July 14, 1993	Panama ^	2-1 W	Dallas, Texas	13,771
July 17, 1993	Honduras ^	1-0 W	Dallas, Texas	18,107
July 21, 1993	Costa Rica ^	1-0 W (ot)	Dallas, Texas	14,826
July 25, 1993	Mexico ^	0-4 L	Mexico City, Mexico	120,000

continued next page

1993 (continued)

Aug. 31, 1993	Iceland	1-0 W	Reykjavik, Iceland	3,700
Sept. 8, 1993	Norway	0-1 L	Oslo, Norway	16,348
Oct. 13, 1993	Mexico	1-1 T	Washington, D.C.	23,927
Oct. 16, 1993	Ukraine	1-2 L	High Point, N.C.	4,298
Oct. 23, 1993	Ukraine	0-1 L	Bethlehem, Pa.	7,896
Nov. 7, 1993	Jamaica	1-0 W	Fullerton, Calif.	5,318
Nov. 14, 1993	Cayman Islands	8-1 W	Mission Viejo, Calif.	3,612
Dec. 5, 1993	El Salvador	7-0 W	Los Angeles, Calif.	7,618
Dec. 18, 1993	Germany	0-3 L	Palo Alto, Calif.	52,397

1992

Date	Opponent	Result	Location	Attendance
Jan. 25, 1992	C.I.S.	0-1 L	Miami, Fla.	30,386
Feb. 2, 1992	C.I.S.	2-1 W	Detroit, Mich.	35,248
Feb. 12, 1992	Costa Rica	0-0 T	San Jose, Costa Rica	22,000
Feb. 19, 1992	El Salvador	0-2 L	San Salvador, El Salvador	45,000
Feb. 26, 1992	Brazil	0-3 L	Fortaleza, Brazil	40,000
March 11, 1992	Spain	0-2 L	Valladolid, Spain	35,000
March 18, 1992	Morocco	1-3 L	Casablanca, Morocco	20,000
April 4, 1992	China	5-0 W	Palo Alto, Calif.	31,815
April 29, 1992	Republic of Ireland	1-4 L	Dublin, Ireland	27,000
May 17, 1992	Scotland	0-1 L	Denver, Colo.	24,157
May 30, 1992	Republic of Ireland	3-1 W	Washington D.C.	35,696
June 3, 1992	Portugal	1-0 W	Chicago, Ill.	10,402
June 6, 1992	Italy	1-1 T	Chicago, Ill.	26,874
June 13, 1992	Australia	0-1 L	Orlando, Fla.	17,309
June 27, 1992	Ukraine	0-0 T	Piscataway, N.J.	11,815
July 31, 1992	Colombia	0-1 L	Los Angeles, Calif.	28,651
Aug. 2, 1992	Brazil	0-1 L	Los Angeles, Calif.	18,749
Sept. 3, 1992	Canada	2-0 W	St. John's, Canada	3,500
Oct. 9, 1992	Canada	0-0 T	Greensboro, N.C.	2,097
Oct. 15, 1992	Saudi Arabia #	0-3 L	Riyadh, Saudi Arabia	70,000
Oct. 19, 1992	Ivory Coast #	5-2 W	Riyadh, Saudi Arabia	9,500

1991

Date	Opponent	Result	Location	Attendance
Feb. 1, 1991	Switzerland	0-1 L	Miami, Fla.	10,323
Feb. 21, 1991	Bermuda	0-1 L	Hamilton, Bermuda	12,000
March 12, 1991	Mexico	2-2 T	Los Angeles, Calif.	6,261
March 16, 1991	Canada	2-0 W	Los Angeles, Calif.	2,705
May 5, 1991	Uruguay	1-0 W	Denver, Colo.	35,772
May 19, 1991	Argentina	0-1 L	Palo Alto, Calif.	31,761
June 1, 1991	Republic of Ireland	1-1 T	Foxborough, Mass.	51,273
June 29, 1991	Trinidad & Tobago ^	2-1 W	Pasadena, Calif.	18,435
July 1, 1991	Guatemala ^	3-0 W	Pasadena, Calif.	6,344
July 3, 1991	Costa Rica ^	3-2 W	Los Angeles, Calif.	36,703
July 5, 1991	Mexico ^	2-0 W	Los Angeles, Calif.	41,103
July 7, 1991	Honduras ^	0-0 T (4-3 pk)	Los Angeles, Calif.	39,873
Aug. 28, 1991	Romania	2-0 W	Brasov, Romania	7,500
Sept. 4, 1991	Turkey	1-1 T	Istanbul, Turkey	17,500
Sept. 14, 1991	Jamaica	1-0 W	High Point, N.C.	9,128
Oct. 19, 1991	Korea DPR	1-2 L	Washington, D.C.	16,351
Nov. 24, 1991	Costa Rica	1-1 T	Dallas, Texas	22,787

1990

Date	Opponent	Result	Location	Attendance
Feb. 2, 1990	Costa Rica	0-2 L	Miami, Fla.	25,392
Feb. 4, 1990	Colombia	1-1 T (8-9 pk)	Miami, Fla.	15,000
Feb. 13, 1990	Bermuda	1-0 W	Hamilton, Bermuda	1,800
Feb. 24, 1990	Soviet Union	1-3 L	Palo Alto, Calif.	61,000
March 10, 1990	Finland	2-1 W	Tampa, Fla.	22,647
March 20, 1990	Hungary	0-2 L	Budapest, Hungary	15,000
March 28, 1990	East Germany	2-3 L	Berlin, East Germany	4,000
April 8, 1990	Iceland	4-1 W	St. Louis, Mo.	3,287
April 22, 1990	Colombia	0-1 L	Miami, Fla.	8,214
May 5, 1990	Malta	1-0 W	Piscataway, N.J.	8,604
May 9, 1990	Poland	3-1 W	Hershey, Pa.	12,063
May 30, 1990	Liechtenstein	4-1 W	Sport Eschen-Mauren, Liechtenstein	2,400
June 2, 1990	Switzerland	1-2 L	St. Gallen, Switzerland	4,500
June 10, 1990	Czechoslovakia **	1-5 L	Florence, Italy	33,900
June 14, 1990	Italy **	0-1 L	Rome, Italy	73,659
June 19, 1990	Austria **	1-2 L	Florence, Italy	34,857
July 28, 1990	East Germany	1-2 L	Milwaukee, Wis.	12,574
Sept. 15, 1990	Trinidad & Tobago	3-0 W	High Point, N.C.	11,361
Oct. 10, 1990	Poland	3-2 W	Warsaw, Poland	5,000
Nov. 18, 1990	Trinidad & Tobago	0-0 T	Port of Spain, Trinidad	12,000
Nov. 21, 1990	Soviet Union	0-0 T	Port of Spain, Trinidad	3,500
Dec. 19, 1990	Portugal	0-1 L	Porto, Portugal	1,500

1989

Date	Opponent	Result	Location
April 16, 1989	Costa Rica *	0-1 L	San Jose, Costa Rica
April 30, 1989	Costa Rica *	1-0 W	St. Louis, Mo.
May 13, 1989	Trinidad & Tobago *	1-1 T	Torrance, Calif.
June 4, 1989	Peru	3-0 W	East Rutherford, N.J.
June 17, 1989	Guatemala *	2-1 W	New Britain, Conn.
June 24, 1989	Colombia	0-1 L	Miami, Fla.
Aug. 13, 1989	Korea Republic	1-2 L	Los Angeles, Calif.
Sept. 17, 1989	El Salvador *	1-0 W	Tegucigalpa, Honduras
Oct. 8, 1989	Guatemala *	0-0 T	Guatemala City, Guatemala
Nov. 5, 1989	El Salvador *	0-0 T	St. Louis, Mo.
Nov. 14, 1989	Bermuda	2-1 W	Cocoa Beach, Fla.
Nov. 19, 1989	Trinidad & Tobago *	1-0 W	Port of Spain, Trinidad

1988

Date	Opponent	Result	Location
Jan. 10, 1988	Guatemala	0-1 L	Guatemala City, Guatemala
Jan. 13, 1988	Guatemala	1-0 W	Guatemala City, Guatemala
May 14, 1988	Colombia	0-2 L	Miami, Fla.
June 1, 1988	Chile	1-1 T	Stockton, Calif.
June 3, 1988	Chile	1-3 L	San Diego, Calif.
June 5, 1988	Chile	0-3 L	Fresno, Calif.
June 7, 1988	Ecuador	0-1 L	Albuquerque, N.M.
June 10, 1988	Ecuador	0-2 L	Houston, Texas
June 12, 1988	Ecuador	0-0 T	Ft. Worth, Texas
June 14, 1988	Costa Rica	1-0 W	San Antonio, Texas
July 13, 1988	Poland	0-2 L	New Britain, Conn.
July 24, 1988	Jamaica *	0-0 T	Kingston, Jamaica
Aug. 13, 1988	Jamaica *	5-1 W	St. Louis, Mo.

1987

Date	Opponent	Result	Location
June 8, 1987	Egypt	1-3 L	Seoul, Korea Republic
June 12, 1987	Korea Republic	0-1 L	Pusan, Korea Republic
June 16, 1987	Thailand	1-0 W	Chongju, Korea Republic

1986

Date	Opponent	Result	Location
Feb. 5, 1986	Canada	0-0 T	Miami, Fla.
Feb. 7, 1986	Uruguay	1-1 T	Miami, Fla.

1985

Date	Opponent	Result	Location
Feb. 8, 1985	Switzerland	1-1 T	Tampa, Fla.
April 2, 1985	Canada	0-2 L	Vancouver, Canada
April 4, 1985	Canada	1-1 T	Portland, Ore.
May 15, 1985	Trinidad & Tobago *	2-1 W	St. Louis, Mo.
May 19, 1985	Trinidad & Tobago *	1-0 W	Torrance, Calif.
May 26, 1985	Costa Rica *	1-1 T	Alajuela, Costa Rica
May 31, 1985	Costa Rica *	0-1 L	Torrance, Calif.
June 16, 1985	England	0-5 L	Los Angeles, Calif.

1984

Date	Opponent	Result	Location
May 30, 1984	Italy	0-0 T	East Rutherford, N.J.
Sept. 29, 1984	Netherlands Antilles *	0-0 T	Curacao, Neth. Antilles
Oct. 6, 1984	Netherlands Antilles *	4-0 W	St. Louis, Mo.
Oct. 9, 1984	El Salvador	3-1 W	Los Angeles, Calif.
Oct. 11, 1984	Colombia	1-0 W	Los Angeles, Calif.
Oct. 14, 1984	Guatemala	0-4 L	Guatemala City, Guatemala
Oct. 17, 1984	Mexico	1-2 L	Mexico City, Mexico
Nov. 30, 1984	Ecuador	0-0 T	Long Island, N.Y.
Dec. 2, 1984	Ecuador	2-2 T	Miami, Fla.

1983

Date	Opponent	Result	Location
April 8, 1983	Haiti	2-0 W	Port-au-Prince, Haiti

1982

Date	Opponent	Result	Location
March 21, 1982	Trinidad & Tobago	2-1 W	Port of Spain, Trinidad

1980

Date	Opponent	Result	Location
Oct. 5, 1980	Luxembourg	2-0 W	Dudelange, Luxembourg
Oct. 7, 1980	Portugal	1-1 T	Lisbon, Portugal
Oct. 25, 1980	Canada *	0-0 T	Ft. Lauderdale, Fla.
Nov. 1, 1980	Canada *	1-2 L	Vancouver, Canada
Nov. 9, 1980	Mexico *	1-5 L	Mexico City, Mexico
Nov. 23, 1980	Mexico *	2-1 W	Ft. Lauderdale, Fla.

1979

Date	Opponent	Result	Location
Feb. 3, 1979	Soviet Union	1-3 L	Seattle, Wash.
Feb. 11, 1979	Soviet Union	1-4 L	San Francisco, Calif.
May 2, 1979	France	0-6 L	East Rutherford, N.J.
Oct. 7, 1979	Bermuda	3-1 W	Hamilton, Bermuda
Oct. 10, 1979	France	0-3 L	Paris, France
Oct. 26, 1979	Hungary	2-0 W	Budapest, Hungary
Oct. 29, 1979	Ireland	2-3 L	Dublin, Ireland

1978

Date	Opponent	Result	Location
Sept. 3, 1978	Iceland	0-0 T	Reykjavik, Iceland
Sept. 6, 1978	Switzerland	0-2 L	Lucerne, Switzerland
Sept. 20, 1978	Portugal	0-1 L	Benfica, Portugal

1977

Date	Opponent	Result	Location
Sept. 15, 1977	El Salvador	2-1 W	San Salvador, El Salvador
Sept. 18, 1977	Guatemala	1-3 L	Guatemala City, Guatemala
Sept. 25, 1977	Guatemala	0-2 L	Guatemala City, Guatemala
Sept. 27, 1977	Mexico	0-3 L	Monterrey, Mexico
Sept. 30, 1977	El Salvador	0-0 T	Los Angeles, Calif.
Oct. 6, 1977	China	1-1 T	Washington, D.C.
Oct. 10, 1977	China	1-0 W	Atlanta, Ga.
Oct. 16, 1977	China	2-1 W	San Francisco, Calif.

1976

Date	Opponent	Result	Location
Sept. 24, 1976	Canada *	1-1 T	Vancouver, Canada
Oct. 3, 1976	Mexico *	0-0 T	Los Angeles, Calif.
Oct. 15, 1976	Mexico *	0-3 L	Puebla, Mexico
Oct. 20, 1976	Canada *	2-0 W	Seattle, Wash.
Nov. 10, 1976	Haiti	0-0 T	Port-au-Prince, Haiti
Nov. 12, 1976	Haiti	0-0 T	Port-au-Prince, Haiti
Nov. 14, 1976	Haiti	0-0 T	Port-au-Prince, Haiti
Dec. 22, 1976	Canada *	0-3 L	Port-au-Prince, Haiti

1975

Date	Opponent	Result	Location
March 26, 1975	Poland	0-7 L	Poznan, Poland
June 24, 1975	Poland	0-4 L	Seattle, Wash.
Aug. 19, 1975	Costa Rica	1-3 L	Mexico City, Mexico
Aug. 21, 1975	Argentina	0-6 L	Mexico City, Mexico
Aug. 25, 1975	Mexico	0-2 L	Mexico City, Mexico

1974

Date	Opponent	Result	Location
Sept. 5, 1974	Mexico	1-3 L	Monterrey, Mexico
Sept. 8, 1974	Mexico	0-1 L	Dallas, Texas

1973

Date	Opponent	Result	Location
March 17, 1973	Bermuda	0-4 L	Hamilton, Bermuda
March 20, 1973	Poland	0-4 L	Lodz, Poland
Aug. 3, 1973	Poland	0-1 L	Chicago, Ill.
Aug. 5, 1973	Canada	2-0 W	Windsor, Canada
Aug. 10, 1973	Poland	0-4 L	San Francisco, Calif.
Aug. 12, 1973	Poland	1-0 W	New Britain, Conn.
Sept. 9, 1973	Bermuda	1-0 W	Hartford, Conn.
Oct. 16, 1973	Mexico	0-2 L	Puebla, Mexico
Nov. 3, 1973	Haiti	0-1 L	Port-au-Prince, Haiti
Nov. 5, 1973	Haiti	0-1 L	Port-au-Prince, Haiti
Nov. 13, 1973	Israel	1-3 L	Tel-Aviv, Israel
Nov. 15, 1973	Israel	0-2 L	Beersheba, Israel

1972

Date	Opponent	Result	Location
Aug. 20, 1972	Canada *	2-3 L	St. John's, Canada
Aug. 29, 1972	Canada *	2-2 T	Baltimore, Md.
Sept. 3, 1972	Mexico *	1-3 L	Mexico City, Mexico
Sept. 10, 1972	Mexico *	1-2 L	Los Angeles, Calif.

1969

Date	Opponent	Result	Location
April 20, 1969	Haiti *	0-2 L	Port-au-Prince, Haiti
May 11, 1969	Haiti *	0-1 L	San Diego, Calif.

1968

Date	Opponent	Result	Location
Sept. 15, 1968	Israel	3-3 T	New York, N.Y.
Sept. 25, 1968	Israel	0-4 L	Philadelphia, Pa.
Oct. 17, 1968	Canada *	2-4 L	Toronto, Canada
Oct. 20, 1968	Haiti	6-3 W	Port-au-Prince, Haiti
Oct. 21, 1968	Haiti	2-5 L	Port-au-Prince, Haiti
Oct. 23, 1968	Haiti	0-1 L	Port-au-Prince, Haiti
Oct. 27, 1968	Canada *	1-0 W	Atlanta, Ga.
Nov. 2, 1968	Bermuda *	6-2 W	Kansas City, Mo.
Nov. 10, 1968	Bermuda *	2-0 W	Hamilton, Bermuda

1965

Date	Opponent	Result	Location
March 7, 1965	Mexico *	2-2 T	Los Angeles, Calif.
March 12, 1965	Mexico *	0-2 L	Mexico City, Mexico
March 17, 1965	Honduras *	1-0 W	San Pedro Sula, Honduras
March 21, 1965	Honduras *	1-1 T	Tegucigalpa, Honduras

1964

Date	Opponent	Result	Location
May 27, 1964	England	0-10 L	New York, N.Y.

1961

Date	Opponent	Result	Location
Feb. 5, 1961	Colombia	0-2 L	Bogota, Colombia

1960

Date	Opponent	Result	Location
Nov. 6, 1960	Mexico *	3-3 T	Los Angeles, Calif.
Nov. 13, 1960	Mexico *	0-3 L	Mexico City, Mexico

1959

Date	Opponent	Result	Location
May 28, 1959	England	1-8 L	Los Angeles, Calif.

1958

Date	Opponent	Result	Location
April 7, 1957	Mexico *	0-6 L	Mexico City, Mexico
April 28, 1957	Mexico *	2-7 L	Long Beach, Calif.
June 22, 1957	Canada *	1-5 L	Toronto, Canada
July 6, 1957	Canada *	2-3 L	St. Louis, Mo.

1956

Date	Opponent	Result	Location
Nov. 28, 1956	Yugoslavia ++	1-9 L	Melbourne, Australia

1955

Date	Opponent	Result	Location
Aug. 25, 1955	Iceland	2-3 L	Reykjavik, Iceland

1954

Date	Opponent	Result	Location
Jan. 10, 1954	Mexico *	0-4 L	Mexico City, Mexico
Jan. 14, 1954	Mexico *	1-3 L	Mexico City, Mexico
April 3, 1954	Haiti *	3-2 W	Port-au-Prince, Haiti
April 4, 1954	Haiti *	3-0 W	Port-au-Prince, Haiti

1953

Date	Opponent	Result	Location
June 8, 1953	England	3-6 L	New York, N.Y.

1952

Date	Opponent	Result	Location
April 30, 1952	Scotland	0-6 L	Glasgow, Scotland
July 16, 1952	Italy ++	0-8 L	Tampere, Finland

1950

Date	Opponent	Result	Location
June 25, 1950	Spain **	1-3 L	Curtiba, Brazil
June 29, 1950	England **	1-0 W	Belo Horizonte, Brazil
July 2, 1950	Chile **	2-5 L	Recife, Brazil

1940s

Date	Opponent	Result	Location
July 13, 1947	Mexico %	0-5 L	Havana, Cuba
July 20, 1947	Cuba %	2-5 L	Havana, Cuba
Aug. 2, 1948	Italy ++	0-9 L	London, England
Aug. 6, 1948	Norway	0-11 L	Oslo, Norway
Aug. 11, 1948	N. Ireland	0-5 L	Belfast, N. Ireland
June 19, 1949	Scotland	0-4 L	Randalls Island, N.Y.
Sept. 4, 1949	Mexico *	0-6 L	Mexico City, Mexico
Sept. 14, 1949	Cuba *	1-1 T	Mexico City, Mexico
Sept. 18, 1949	Mexico *	2-6 L	Mexico City, Mexico
Sept. 21, 1949	Cuba *	5-2 W	Mexico City, Mexico

1930s

Date	Opponent	Result	Location
July 13, 1930	Belgium **	3-0 W	Montevideo, Uruguay
July 17, 1930	Paraguay **	3-0 W	Montevideo, Uruguay
July 26, 1930	Argentina **	1-6 L	Montevideo, Uruguay
Aug. 17, 1930	Brazil	3-4 L	Rio de Janeiro, Brazil
May 24, 1934	Mexico *	4-2 W	Rome, Italy
May 27, 1934	Italy **	1-7 L	Rome, Italy
Aug. 3, 1936	Italy ++	0-1 L	Berlin, Germany
Sept. 12, 1937	Mexico	2-7 L	Mexico City, Mexico
Sept. 19, 1937	Mexico	3-7 L	Mexico City, Mexico
Sept. 26, 1937	Mexico	1-5 L	Mexico City, Mexico

1920s

Date	Opponent	Result	Location
May 25, 1924	Estonia ++	1-0 W	Paris, France
May 29, 1924	Uruguay ++	0-3 L	Paris, France
June 10, 1924	Poland	3-2 W	Warsaw, Poland
June 16, 1924	Ireland	1-3 L	Dublin, Ireland
June 27, 1925	Canada	0-1 L	Montreal, Canada
Nov. 8, 1925	Canada	6-1 W	Brooklyn, N.Y.
Nov. 6, 1926	Canada	6-1 W	Brooklyn, N.Y.
May 30, 1928	Argentina ++	2-11 L	Amsterdam, Netherlands
June 10, 1928	Poland	3-3 T	Warsaw, Poland

1910s

Date	Opponent	Result	Location
Aug. 20, 1916	Sweden	3-2 W	Stockholm, Sweden
Sept. 3, 1916	Norway	1-1 T	Oslo, Norway

All-Time International Results and Lineups

* FIFA World Cup Qualifier ** FIFA World Cup ^ Concacaf Gold Cup
 @ CONMEBOL Copa America # FIFA Confederations Cup ++ Olympics
 (c) denotes captains since 1998 & Concacaf Nations League
 + FIFA Confederations Cup Qualifier % North American Football Championship

Note: U.S. goals always listed first in score listing in this section

Nov. 19, 2019 n. Cuba & George Town, Cayman Isles: 4-0	Nov. 15, 2019 vs. Canada & Orlando, Fla.: 4-1	Oct. 15, 2019 at Canada & Toronto, Canada: 0-2	Oct. 11, 2019 vs. Cuba & Washington, D.C.: 7-0 (OG)	Sept. 10, 2019 vs. Uruguay St. Louis, Mo.: 1-1	Sept. 6, 2019 vs. Mexico East Rutherford, N.J.: 0-3
Guzan Yedlin (Cannon) Long Ream (c) Lovitz McKennie (Morales) Yueill Roldan Morris-2 (Ty. Boyd) Sargent-2 Arriola	Guzan Dest (Ty. Boyd) Long-1 Brooks Ream (c) Yueill McKennie Lietget (Morales) Morris-1 (Yedlin) Zardes-2 Arriola	Steffen Yedlin (Lima) Ream (c) Long Lovitz Bradley McKennie Roldan (Zardes) Morris Sargent Pulisic (Arriola)	Guzan Cannon Miazga Ream Lovitz Yueill McKennie-3 (Arriola) Roldan Morris-1 (Ty. Boyd) Sargent-1 Pulisic-1 (c) (Lietget)	Guzan Cannon (Lima) Long (M. Robinson) Ream (c) Dest (Lovitz) Roldan Yueill Lietget Ty. Boyd (Baird) Sargent (Zardes) Morris-1 (Pomykal)	Steffen (c) Cannon Zimmerman (M. Robinson) Long Dest (Lovitz) McKennie Trapp (Lietget) Morales (Yueill) Ty. Boyd (Morris) Zardes (Sargent) Pulisic

July 7, 2019 vs. Mexico^ Chicago, Ill.: 0-1	July 3, 2019 vs. Jamaica^ Nashville, Tenn.: 3-1	June 30, 2019 vs. Curacao^ Philadelphia, Pa.: 1-0	June 26, 2019 vs. Panama^ Kansas City, Kan.: 1-0	June 22, 2019 vs. Trinidad & Tobago^ Cleveland, Ohio: 6-0	June 18, 2019 vs. Guyana^ St. Paul, Minn.: 4-0
Steffen Cannon Miazga Long Ream (Lovitz) Bradley McKennie (c) Pulisic Morris (Roldan) Altidore (Zardes) Arriola	Steffen Cannon Miazga Long Ream (c) Bradley McKennie-1 Pulisic-2 Morris (Roldan) Altidore (Zardes) Arriola (Lovitz)	Steffen Zimmerman Long Ream Bradley McKennie-1 Pulisic (c) Ty. Boyd (Morris) Zardes Arriola (Gonzalez)	Cannon Miazga Gonzalez (c) Lovitz Roldan Trapp Mihalovic Morris (Ty. Boyd) Altidore (Zardes) J. Lewis (Pulisic)	Steffen (c) Lima (Cannon) Zimmerman Long-2 Ream Bradley McKennie Pulisic-1 Ty. Boyd (Morris) Zardes-2 (Altidore) Arriola-1	Steffen Lima Zimmerman Long Ream Bradley (c) (Trapp) McKennie (Mihalovic) Pulisic (Roldan) Ty. Boyd-2 Zardes-1 Arriola-1

June 9, 2019 vs. Venezuela Cincinnati, Ohio: 0-3	June 5, 2019 vs. Jamaica Washington, D.C.: 0-1	March 26, 2019 vs. Chile Houston, Texas: 1-1	March 21, 2019 vs. Ecuador Orlando, Fla.: 1-0	Feb. 2, 2019 vs. Costa Rica San Jose, Calif.: 2-0	Jan. 27, 2019 vs. Panama Glendale, Ariz.: 3-0
Steffen Lima Miazga Long (Zimmerman) Ream (Lovitz) Trapp (c) Roldan McKennie (Holmes) Ty. Boyd (Morris) Zardes (Altidore) Arriola	Steffen Miazga (c) (Carter-Vickers) Gonzalez Ream (Lima) Arriola (J. Gyau) Trapp Morris (Amon) A. Robinson (Lovitz) Roldan (Holmes) Mihalovic Sargent	Yedlin (c) Miazga Gonzalez Ream Bradley Roldan (J. Lewis) Pulisic-1 (Lietget) Baird (Lovitz) Zardes (Morris) Arriola (Trapp)	S. Johnson Adams Long Brooks Ream (c) Trapp (Bradley) McKennie (Roldan) Pulisic (Lietget) Morris (Yedlin) Zardes-1 Arriola (J. Lewis)	Steffen Lima Zimmerman Long (c) Lovitz Trapp Roldan Mihalovic (Lietget-1) Baird (Lewis) Zardes (Ramirez) Arriola-1	Steffen (S. Johnson) Lima Zimmerman-1 Long (c) Lovitz Bradley (Trapp) Roldan Mihalovic-1 (Lietget) Baird (Arriola) Zardes (Ramirez-1) Ebbisse (J. Lewis)

Nov. 20, 2018 n. Italy @ Lyon, Belgium: 0-1	Nov. 15, 2018 vs. England @ London, England: 0-3	Oct. 16, 2018 vs. Peru @ Hartford, Conn.: 1-1	Oct. 11, 2018 vs. Colombia @ Tampa, Fla.: 2-4	Sept. 11, 2018 vs. Mexico @ Nashville, Tenn.: 1-0	Sept. 7, 2018 vs. Brazil @ East Rutherford, N.J.: 0-2
Horvath Carter-Vickers Zimmerman Long Cannon (Villaafaña) Delgado (Trapp) Adams Acosta (Lietget) S. Moore Pulisic (c) (Gall) Sargent (B. Wood)	Guzan Yedlin McKennie (Lietget) Trapp (c) (Acosta) Pulisic Green (Adams) Weah (Saief) B. Wood	Guzan Cannon (Yedlin) Carter-Vickers Long Sweet Trapp (c) Weah (Robinson) Delgado Acosta (Bradley) Amon (Green) Sargent-1 (B. Wood)	Steffen Yedlin Miazga Brooks Robinson (Sweet) Bradley (c) Acosta-1 Weah (Delgado) Green (Sargent) Saief (Picault) B. Wood-1 (Novakovich)	Steffen S. Moore (Yedlin) Carter-Vickers Miazga Lichaj (Robinson) Trapp (c) Acosta (Roldan) Adams-1 McKennie (Green) Weah (Delgado) Zardes (B. Wood)	Steffen Yedlin Miazga Brooks Robinson Trapp (c) (Roldan) Green (Weah) Adams McKennie (Delgado) Arriola (Acosta) B. Wood (Zardes)

June 9, 2018 vs. France @ Lyon, France: 1-1	June 2, 2018 vs. Ireland @ Dublin, Ireland: 1-2	May 28, 2018 vs. Bolivia @ Chester, Pa.: 3-0	March 27, 2018 vs. Paraguay @ Cary, N.C.: 1-0	Jan. 28, 2018 vs. Bosnia & Herzegovina @ Carson, Calif.: 0-0	Nov. 14, 2017 vs. Portugal @ Leiria, Portugal: 1-1
Steffen S. Moore (Yedlin) Carter-Vickers Miazga (Palmer-Brown) Parker Robinson (Villaafaña) Adams Trapp (c) McKennie Green-1 (Corona) B. Wood (Sargent)	Hamid Yedlin (S. Moore) Carter-Vickers (Parker) Miazga Villaafaña Trapp (c) Weah Adams McKennie (Corona) Rubin (de la Torre) B. Wood-1 (Sargent)	Bono Lichaj (c) (Olosunde) Zimmerman-1 Palmer-Brown Robinson McKennie Weah-1 (Green) Corona (Parks) Pulisic (Villaafaña) Rubin (Gooch) Sargent-1 (Novakovich)	Steffen Yedlin Miazga Carter-Vickers Villaafaña Trapp (c) Nagbe (Roldan) Delgado (Weah) Adams Saief (Rubin) B. Wood-1 (Novakovich)	Hamid (Steffen) Polster Zimmerman Opara Morrow Adams Zardes (Arriola) Trapp (c) (Rubin) Roldan (Agudelo) Morris Sapong (Rowe)	Yedlin (Hamid) Yedlin Miazga Brooks (Carter-Vickers) Lichaj (Villaafaña) D. Williams (c) Adams McKennie-1 (Bedoya) Acosta Agudelo (Gooch) Sapong (Dwyer)

Oct. 10, 2017 vs. Trinidad & Tobago* @ Couva, Trinidad: 1-2	Oct. 6, 2017 vs. Panama* @ Orlando, Fla.: 4-0	Sept. 5, 2017 vs. Honduras* @ San Pedro Sula, Honduras: 1-1	Sept. 1, 2017 vs. Costa Rica* @ Harrison, N.J.: 0-2	July 26, 2017 vs. Jamaica^ @ Santa Clara, Calif.: 2-1	July 22, 2017 vs. Costa Rica^ @ Arlington, Texas: 2-0
Howard Yedlin Gonzalez Besler Villaafaña (Acosta) Bradley (c) Arriola (Dempsey) Pulisic-1 Nagbe (Feilhaber) B. Wood Altidore	Yedlin Gonzalez Besler Villaafaña Bradley (c) Arriola Pulisic-1 (D. McCarty) Nagbe (Bedoya) B. Wood-1 Altidore-2 (Dempsey)	Guzan Zusi (Cameron) Gonzalez Besler Beasley (Arriola) Acosta Bradley (c) Pulisic Dempsey Nagbe (B. Wood-1) Morris	Howard Zusi (Morris) Cameron Ream Villaafaña (Dempsey) Pulisic (Arriola) Nagbe Bradley (c) F. Johnson Nagbe B. Wood Altidore	Howard González Besler Villaafaña Arriola (Zardes) Acosta (Dempsey) Bradley (c) Nagbe (D. McCarty) Morris-1 Altidore-1	Howard Zusi Gonzalez Besler Villaafaña Arriola (Dempsey-1) Acosta (D. McCarty) Bradley (c) Nagbe Morris Altidore-1 (Zardes)

ALL-TIME RESULTS AND LINEUPS

July 19, 2017
vs. El Salvador[^]
@ Philadelphia, Pa.: 2-0
Howard
Lichaj
Hedges
Gonzalez-1
Morrow;
Nagbe (Pontius)
Bradley (c)
Arriola (Morris)
Zardes (Acosta)
Dempsey
Altidore

July 15, 2017
vs. Nicaragua[^]
@ Cleveland, Ohio: 3-0
Hamid
Zusi
Miazga-1
Besler
Villafaña
D. McCarty
Pontius
Bedoya (c)
Corona-1 (Morris)
Rowe-1 (Arriola)
Dwyer (Agudelo)

July 12, 2017
vs. Martinique[^]
@ Tampa, Fla.: 3-2
Guzan (c)
Lichaj
Gonzalez-1
Hedges
Morrow
Arriola (Pontius)
Roland
Acosta (Bedoya)
Zardes
Agudelo (D. McCarty)
Morris-2

July 8, 2017
vs. Panama[^]
@ Nashville, Tenn.: 1-1
Guzan
Zusi
Gonzalez
Besler
Villafaña
D. McCarty
Acosta
Bedoya (c) (Morris)
Corona (Agudelo)
Rowe (Zardes)
Dwyer-1

July 1, 2017
vs. Ghana
@ E. Hartford, Conn.: 2-1
Guzan (c)
Zusi
Hedges
Besler
Villafaña (Gonzalez)
Acosta-1
D. McCarty
Arriola (Bedoya)
Corona (Saief)
Rowe (Zardes)
Dwyer-1 (Morris)

June 11, 2017
vs. Mexico[^]
@ Mexico City, Mexico: 1-1
Guzan
Yedlin
Gonzalez
Cameron
Ream
Beasley
Arriola (Nagbe)
Acosta
Bradley-1 (c)
Pulisic (Zusi)
B. Wood (Altidore)

June 8, 2017
vs. Trinidad & Tobago^{*}
@ Commerce City, Colo.: 2-0
Howard
Yedlin
Cameron
Brooks
Villafaña
Bradley (c)
F. Johnson (Bedoya)
Pulisic-2
Nagbe
Dempsey (Acosta)
Altidore (B. Wood)

June 3, 2017
vs. Venezuela^{*}
@ Sandy, Utah: 1-1
Howard
Yedlin (Zusi)
Gonzalez (Gonzalez)
Brooks (Hedges)
Villafaña
Nagbe (Morris)
Pulisic-1
Bradley (c)
F. Johnson (Ream)
Dempsey (Acosta)
B. Wood

March 28, 2017
vs. Panama^{*}
@ Panama City, Panama: 1-1
Howard
Zusi
Gonzalez
Ream
Villafaña
Pulisic
Bradley (c)
Jones (Acosta)
Nagbe (Bedoya)
Dempsey-1
Altidore (Arriola)

March 24, 2017
vs. Honduras^{*}
@ San Jose, Calif.: 6-0
Howard
Cameron (Zusi)
Gonzalez
Brooks (Ream)
Villafaña
Lletget-1 (Bedoya)
Bradley-1 (c)
Pulisic-1
Nagbe
Dempsey-3
Altidore

Feb. 3, 2017
vs. Jamaica
@ Chattanooga, Tenn.: 1-0
Robles (Bingham)
Zusi (c) (Evans)
Birnbaum
Zimmerman
Villafaña (Beasley)
D. McCarty (Nagbe)
Pontius (Bedoya)
Feilhauer (Bradley)
Lletget
Morris-1
Agudelo

Jan. 29, 2017
vs. Serbia
@ San Diego, Calif.: 0-0
Rimando
Zusi
Birnbaum
Marshall
Garza (Villafaña)
Bradley (c)
Jones (Lletget)
Bedoya (Pontius)
Kljestan (Feilhauer)
Nagbe (Agudelo)
Altidore (Morris)

Nov. 15, 2016
vs. Costa Rica^{*}
@ San Jose, Costa Rica: 0-4
Guzan
Chandler
Gonzalez
Brooks
Besler
F. Johnson (Zusi)
Bradley (c)
Jones (Kljestan)
Pulisic (Gooch)
Altidore
B. Wood

Nov. 11, 2016
vs. Mexico^{*}
@ Columbus, Ohio: 1-2
Howard (Guzan)
Chandler (Yedlin)
Gonzalez
Brooks
Besler (Orzoco)
F. Johnson
Bradley (c)
Jones
Pulisic
Altidore (Boyd)
B. Wood-1

Oct. 11, 2016
vs. New Zealand
@ Washington, D.C.: 1-1
Horvath (Bingham)
Orzoco
Gonzalez
Besler
Acosta (Gooch)
Kitchen (D. Williams)
Kljestan
Bradley (c)
Yedlin
Altidore (Boyd)
Green-1 (Agudelo)

Oct. 7, 2016
vs. Cuba
@ Havana, Cuba: 2-0
Horvath
Yedlin (Chandler)
Cameron
Brooks (Birnbaum)
F. Johnson
Pulisic (Wondolowski-1)
Bradley (c)
Kljestan (D. Williams)
Green-1
Altidore (Arriola)
B. Wood (Morris)

Sept. 6, 2016
vs. Trinidad & Tobago^{*}
@ Jacksonville, Fla.: 4-0
Howard
Cameron
Birnbaum
Gonzalez
F. Johnson
Bedoya (Arriola-1)
Bradley (c)
Kljestan-1 (Stanko)
Pulisic
B. Wood (Morris)
Altidore-2

Sept. 2, 2016
vs. St. Vincent and the Gren.^{*}
@ Kingstown, St. Vincent: 6-0
Guzan
Yedlin
Cameron
Besler-1
Acosta
Zusi
Beckerman
Bedoya (Kljestan-2)
F. Johnson (Pulisic-2)
Altidore-1 (c) (Morris)
B. Wood-1

June 25, 2016
vs. Colombia[@]
@ Glendale, Ariz.: 0-1
Howard
Yedlin
Cameron
Besler
Orzoco
Bradley (c) (Nagbe)
Jones
Bedoya (Pulisic)
Zardes
Dempsey
B. Wood

June 21, 2016
vs. Argentina[@]
@ Houston, Texas: 0-4
Howard
Yedlin
Cameron
Brooks
F. Johnson
Zusi
Bradley (c)
Beckerman (Birnbaum)
Zardes
Dempsey (Nagbe)
Wondolowski (Pulisic)

June 16, 2016
vs. Ecuador[@]
@ Seattle, Wash.: 2-1
Guzan
F. Johnson
Cameron
Brooks
Besler
Bedoya (Zusi)
Bradley (c)
Jones
Zardes-1 (Birnbaum)
Dempsey-1 (Beckerman)
B. Wood

June 11, 2016
vs. Paraguay[@]
@ Philadelphia, Pa.: 1-0
Guzan
Yedlin
Cameron
Brooks
F. Johnson
Bedoya (Zusi)
Bradley (c)
Jones
Zardes
Dempsey-1 (Orzoco)
B. Wood (Beckerman)

June 7, 2016
vs. Costa Rica[@]
@ Chicago, Ill.: 4-0
Guzan
Yedlin
Cameron
Brooks
F. Johnson
Bedoya (Beckerman)
Bradley (c)
Jones-1
Zardes
Dempsey-1 (Wondolowski)
B. Wood-1 (Zusi-1)

June 3, 2016
vs. Colombia[@]
@ Santa Clara, Calif.: 0-2
Guzan
Yedlin
Cameron
Brooks
F. Johnson
Bedoya (Zusi)
Bradley (c)
Jones (Nagbe)
Zardes
Dempsey
B. Wood (Pulisic)

May 28, 2016
vs. Bolivia
@ Kansas City, Kan.: 4-0
Guzan
Orzoco (Yedlin)
Cameron
Brooks-1
Besler (F. Johnson)
Bedoya (Nagbe)
Bradley (c) (Zusi)
Jones
Zardes-2 (Pulisic-1)
Dempsey (Wondolowski)
B. Wood

May 25, 2016
vs. Ecuador
@ Frisco, Texas: 1-0
Guzan
Yedlin
Birnbaum
Brooks (Besler)
F. Johnson
Beckerman (Nagbe-1)
Zusi (Orzoco)
Jones (Bedoya)
Bradley (c)
Zardes (B. Wood)
Dempsey (Pulisic)

May 22, 2016
vs. Puerto Rico
@ San Juan, Puerto Rico: 3-1
Guzan (Howard)
Yedlin
Orzoco
Brooks (Miazga)
Ream-1 (Green)
Kitchen (Hyndman)
D. Williams
Bedoya (c) (Lichaj)
Morales
B. Wood-1 (Picault)
Arriola-1

March 29, 2016
vs. Guatemala^{*}
@ Columbus, Ohio: 4-0
Guzan
Yedlin
Birnbaum
Cameron-1
Castillo
Zusi-1 (Pulisic)
Beckerman
Bradley (c)
Bedoya
B. Wood (Altidore-1)
Dempsey-1
Zardes (Finlay)

March 25, 2016
vs. Guatemala^{*}
@ Guatemala City, Guat.: 0-2
Howard
Cameron
Gonzalez (Altidore)
Orzoco (Zardes)
Castillo
Yedlin
Bradley (c)
Diskerd (Nagbe)
Bedoya
Dempsey
B. Wood

Feb. 5, 2016
vs. Canada
@ Carson, Calif.: 1-0
Birnbaum
Cameron
Jones
Besler
Acosta (Vincent)
Zardes (Kiesewetter)
Bradley (c)
Diskerd (Trapp)
Nguyen (Nagbe)
Morris (Finlay)
Altidore-1 (Kitchen)

Jan. 31, 2016
vs. Iceland
@ Carson, Calif.: 3-2
Robles
Evans (Birnbaum-1)
Orzoco-1
Besler
Acosta
Bradley (c)
Yedlin
Jones (Tchani)
Finlay (Nagbe)
Nguyen
Zardes (Kiesewetter)
Altidore-1 (Morris)

Nov. 17, 2015
vs. Trinidad & Tobago^{*}
@ Part of Spain, T&T: 0-0
Howard
Orzoco
Cameron
Besler
Ream (Nagbe)
Yedlin
Jones
Bradley (c)
F. Johnson
Zardes (B. Wood)
Altidore

Nov. 13, 2015
vs. St. Vincent & The Gren.^{*}
@ St. Louis, Mo.: 6-1
Guzan
Yedlin
Cameron-1 (Miazga)
Besler
Ream
Zardes-1
Jones
Bradley (c)
F. Johnson-1 (Nagbe)
B. Wood-1 (Morris)
Altidore-2

Oct. 13, 2015
vs. Costa Rica
@ Harrison, N.J.: 0-1
Howard
Evans
Cameron (Alvarado)
Orzoco
Ream (Spector)
Yedlin
Zardes
D. Williams
Jones (Diskerd)
Shea (Nguyen)
Zardes (Wooten)
Altidore (c) (B. Wood)

Oct. 10, 2015
vs. Mexico⁺
@ Pasadena, Calif.: 2-3 (OT)
Guzan
F. Johnson (Evans)
Cameron-1
Besler
Beasley
Zardes (Yedlin)
Beckerman
Bradley (c)
Jones
Dempsey
Altidore (B. Wood-1)

Sept. 8, 2015
vs. Foxborough, Mass.: 1-4
Guzan
Cameron (Spector)
Orzoco
Alvarado
Beasley
Jones (Diskerd)
Bedoya (D. Williams-1)
Yedlin
Bradley (c) (Johannsson)
Zardes (B. Wood)
Altidore (Morris)

Sept. 4, 2015
vs. Peru
@ Washington, D.C.: 2-1
Guzan
Orzoco (Cameron)
Gonzalez (Alvarado)
Brooks (Besler)
Ream
Yedlin
Bedoya (Diskerd)
Jones (D. Williams)
Zardes
Altidore-2 (c)
B. Wood (Johannsson)

July 25, 2015
vs. Panama[^]
@ Chester, Pa.: 1-1 (2-3 pks)
Guzan
Chandler
Gonzalez (Beasley)
Brooks
Ream
Zusi (Yedlin)
Corona
Bradley (c)
Bradley (c)
F. Johnson
Johannsson
Wondolowski (Dempsey-1)

July 22, 2015
vs. Jamaica[^]
@ Atlanta, Ga.: 1-2
Guzan
Alvarado
Brooks
F. Johnson
Beckerman (Diskerd)
Bradley-1 (c)
Zardes
Dempsey
Bedoya (Yedlin)
Johannsson (Gordon)

July 18, 2015
vs. Cuba[^]
@ Baltimore, Md.: 6-0
Guzan
Chandler (Evans)
Gonzalez-1
Alvarado
F. Johnson (Yedlin)
Beckerman (Corona)
Zardes-1
Bedoya
Bradley (c)
Johannsson-1
Dempsey-3

July 13, 2015
vs. Panama[^]
@ Kansas City, Kan.: 1-1
Guzan
Chandler
Alvarado
Brooks
F. Johnson
Beckerman
Bedoya (Johannsson)
Morales (Yedlin)
Bradley-1 (c)
Wondolowski (Dempsey)
Zardes

July 10, 2015
vs. Haiti[^]
@ Foxborough, Mass.: 1-0
Evans
Gonzalez
Ream
Garza (F. Johnson)
Zusi
Bradley (c)
Diskerd
Dempsey-1
Johannsson (Beckerman)
Altidore (Zardes)



July 7, 2015 vs. Honduras ^ @ Frisco, Texas: 2-1 Guzan Chandler (Evans) Alvarado Brooks F. Johnson Beckerman Yedlin Zardes (Zusi) Bradley (c) Dempsey-2 Altidore (Wondolowski)	July 3, 2015 vs. Guatemala @ Nashville, Tenn.: 4-0 (OG) Guzan Chandler-1 Gonzalez (Alvarado) Brooks (Ream) F. Johnson (Garza) Yedlin Diskerd (Morales) Bradley (c) Zusi (Zardes) Dempsey-1 Altidore (Wondolowski-1)	June 10, 2015 vs. Germany @ Cologne, Germany: 2-1 Guzan Chandler Alvarado Brooks F. Johnson (Evans) D. Williams (Beckerman) Zardes (B. Wood-1) Diskerd-1 (Morales) Bradley (c) Johannsson (Morris) Agudelo (Yedlin)	June 5, 2015 vs. Netherlands @ Amsterdam, Netherlands: 4-3 Guzan Chandler Alvarado (Orozco) Brooks-1 Shea (Yedlin) Bradley (c) Beckerman (D. Williams-1) Morales (Diskerd) F. Johnson Johannsson (B. Wood-1) Zardes-1 (Morris)	April 15, 2015 vs. Mexico @ San Antonio, Texas: 2-0 Rimando (Yarbrough) Yedlin Gonzalez Alvarado Garza (Shea) Beckerman (Kitchen) Diskerd (Evans) Corona (Ibarra) Bradley (c) Zardes Morris-1 (Agudelo-1)	March 31, 2015 vs. Switzerland @ Zurich, Switzerland: 1-1 Rimando (Yarbrough) Chandler Orozco (Alvarado) Brooks Shea-1 D. Williams Bedoya (Yedlin) Morales (Ream) Bradley (c) Zardes (Morris) Altidore
March 25, 2015 vs. Denmark @ Aarhus, Denmark: 2-3 Rimando Chandler Orozco (Alvarado) Brooks Garza Zardes (Yedlin) Bedoya (Morales) Bradley (c) F. Johnson (Shea) Altidore-1 Johannsson-1 (Rubin)	Feb. 8, 2015 vs. Panama @ Carson, Calif.: 2-0 Rimando (S. Johnson) Yedlin (Hedges) J. Jones Besler Shea Zardes Diskerd (Kitchen) Bradley-1 Ibarra (Nguyen) Dempsey (c)-1 (Gil) Altidore (Wondolowski)	Jan. 28, 2015 vs. Chile @ Santiago, Chile: 2-3 Rimando Birnbaum J. Jones Besler Diskerd (Trapp) Bradley Yedlin Dempsey (c) (Zardes) Shea-1 B. Wood (Nguyen) Altidore-1 (Wondolowski)	Nov. 18, 2014 vs. Republic of Ireland @ Dun, Ireland: 1-4 Hamid F. Johnson Cameron Besler Chandler (Morris) Beckerman (Ream) Bedoya Diskerd-1 (Rubin) Morales (Garza) Wondolowski (B. Wood) Altidore (c)	Nov. 14, 2014 in Colombia @ London, England: 1-2 Guzan Yedlin (Green) Brooks Garza (Beasley) Beckerman (Ream) Bedoya (Morales) Diskerd (Nguyen) F. Johnson Altidore-1 (c) Rubin (B. Wood)	Oct. 14, 2014 vs. Honduras @ Boca Raton, Fla.: 1-1 Rimando Chandler J. Jones Besler (Ream) Garza Zusi (Yedlin) Diskerd (Ibarra) Bradley (Morales) Bedoya (Corona) Dempsey (c) (B. Wood) Altidore-1
Oct. 10, 2014 vs. Ecuador @ East Hartford, Conn.: 1-1 Guzan Chandler Orozco (Gonzalez) Brooks (Ream) Garza Yedlin Bedoya (Morales) Diskerd-1 J. Gyau (B. Wood) Donovan (c) (Corona) Altidore (Wondolowski)	Sept. 3, 2014 vs. Czech Republic @ Prague, Czech Rep.: 1-0 Guzan (Rimando) F. Johnson Orozco (Ream) Brooks Chandler (Garza) Bedoya-1 (Hyndman) Corona (Shea) Diskerd (Morales) J. Gyau Altidore (c) Green	July 1, 2014 in Belgium** @ Salvador, Brazil: 1-2 OT Howard F. Johnson (Yedlin) Gonzalez Besler Beasley Beckerman Bradley J. Jones Bedoya (Green-1) Zusi Zusi (Wondolowski)	June 26, 2014 in Germany** @ Recife, Brazil: 0-1 Howard F. Johnson Gonzalez Besler Beasley Beckerman J. Jones B. Davis (Bedoya) Bradley Zusi (Yedlin) Dempsey (c)	June 22, 2014 in Portugal** @ Manaus, Brazil: 2-2 Howard F. Johnson Cameron Besler Beasley Beckerman J. Jones-1 Bedoya (Yedlin) Bradley Zusi (Gonzalez) Dempsey-1 (c) (Wondolowski)	June 16, 2014 in Ghana** @ Natal, Brazil: 2-1 Howard F. Johnson Cameron Besler (Brooks-1) Beasley Bedoya (Zusi) Beckerman J. Jones Bradley Dempsey-1 (c) Altidore (Johannsson)
June 7, 2014 vs. Nigeria @ Jacksonville, Fla.: 2-1 Howard Besler Cameron Beasley (Chandler) Bedoya (Zusi) Beckerman (Diskerd) J. Jones Bradley Dempsey (c) (Wondolowski) Altidore-2 (Gonzalez)	June 1, 2014 vs. Turkey @ Harrison, N.J.: 2-1 Howard Cameron Besler (Brooks) Chandler Zusi (Diskerd) J. Jones (Beckerman) Bradley B. Davis (Green) Altidore Dempsey-1 (c)	May 27, 2014 vs. Azerbaijan @ San Francisco, Calif.: 2-0 Howard (c) F. Johnson (Yedlin) Cameron (Gonzalez) Besler Beasley (Chandler) Zusi (B. Davis) J. Jones Bradley Bedoya (Diskerd-1) Altidore Wondolowski (Johannsson-1)	April 2, 2014 vs. Mexico @ Glendale, Ariz.: 2-2 Rimando Beltran (Yedlin) Gonzalez Beasley (Goodson) Parkhurst Beckerman (Edu) Zusi (Donovan) B. Davis (Green) Bradley-1 Wondolowski-1 (E. Johnson) Dempsey (c)	March 5, 2014 in Ukraine @ Larnaca, Cyprus: 0-2 Cameron Onyewu Brooks Castillo (Shea) Bedoya J. Jones (D. Williams) Dempsey (c) Kijestjan (Johannsson) F. Johnson Altidore (Agudelo)	Feb. 1, 2014 vs. Korea Republic @ Carson, Calif.: 2-0 Howard Evans (Yedlin) Besler (Goodson) Gonzalez Parkhurst Beckerman Diskerd (Feilhaber) Donovan (c) Zusi (Alexander) B. Davis (Gil) Wondolowski-2 (E. Johnson)
Nov. 19, 2013 vs. Austria @ Vienna, Austria: 0-1 Howard (c) Cameron (Lichaj) Gonzalez Brooks Beasley (Wondolowski) Bradley J. Jones (Boyd) Bedoya (Kijestjan) Johannsson (Diskerd) Shea (E. Johnson) Altidore	Nov. 15, 2013 vs. Scotland @ Glasgow, Scotland: 0-0 Howard (c) Evans (Lichaj) Gonzalez Cameron Beasley Bradley J. Jones (Diskerd) Bedoya (Wondolowski) Kijestjan (Johannsson) E. Johnson (Shea) Altidore (Boyd)	Oct. 15, 2013 vs. Panama * @ Panama City, Pan.: 3-2 Guzan Evans (B. Davis) Goodson Orozco-1 Castillo Bedoya Beckerman Kijestjan Diskerd (Johannsson-1) Zusi-1 Altidore (c) (Boyd)	Oct. 11, 2013 vs. Jamaica * @ Kansas City, Kan.: 2-0 Howard (c) Evans Goodson Cameron Besler Beasley (Castillo) Bedoya Diskerd J. Jones Donovan (Zusi-1) Johannsson (Kijestjan) Altidore-1	Sept. 10, 2013 vs. Mexico * @ Columbus, Ohio: 2-0 Howard F. Johnson (Parkhurst) Goodson Gonzalez Beasley J. Jones Beckerman Bedoya (Zusi) Dempsey (c) Donovan-1 E. Johnson-1 (Diskerd)	Sept. 6, 2013 vs. Costa Rica * @ San Jose, Costa Rica: 1-3 Howard Orozco Gonzalez Besler Beasley Cameron J. Jones Zusi (E. Johnson) Donovan F. Johnson (Altidore) Dempsey-1 (c) (Johannsson)
Aug. 14, 2013 vs. Bosnia-Herzegovina @ Sarajevo, Bosnia: 4-3 Howard (c) Evans (B. Wood) Cameron Brooks F. Johnson (Parkhurst) Bradley J. Jones (Kijestjan) Bedoya (Corona) Diskerd (Castillo) E. Johnson-1 (Johannsson) Altidore-3	July 28, 2013 vs. Panama ^ @ Chicago: 1-0 Rimando Parkhurst Besler Goodson Beasley (c) Beckerman Holden (Diskerd) Bedoya (Gonzalez) Donovan Corona (Shea-1) E. Johnson	July 24, 2013 vs. Honduras ^ @ Dallas: 3-1 Rimando Parkhurst Besler Goodson Beasley (c) Beckerman (Diskerd) Holden Bedoya Donovan-2 (Wondolowski) Torres (Shea) E. Johnson-1	July 21, 2013 vs. El Salvador ^ @ Baltimore: 5-1 Rimando Parkhurst Besler (Orozco) Goodson-1 Beasley (c) Beckerman Diskerd-1 Corona-1 Torres (Shea) Donovan-1 Wondolowski (E. Johnson-1)	July 16, 2013 vs. Costa Rica ^ @ Hartford, Conn.: 1-0 S. Johnson Parkhurst Goodson Orozco Beasley (c) Holden Diskerd Bedoya (Corona) Donovan Torres (Shea-1) Wondolowski (Gomez)	July 13, 2013 vs. Cuba ^ @ Sandy, Utah: 4-1 Rimando Beltran Onyewu (c) Orozco Castillo Beckerman Corona-1 Holden (Diskerd) Shea (Torres) Donovan-1 Gomez (Wondolowski-2)
July 9, 2013 vs. Belize ^ @ Portland, Ore.: 6-1 Rimando Parkhurst Orozco-1 Goodson Beasley (c) Beckerman (Holden-1) Corona (Bedoya) Diskerd Torres (Shea) Donovan-1 Wondolowski-3	July 5, 2013 vs. Guatemala @ San Diego: 6-0 Rimando Parkhurst Onyewu Goodson-1 Beasley (c) Beckerman (Diskerd) Torres (Holden) Donovan-2 (Bruin) Corona (Bedoya-1) Castillo (Shea) Gomez-1 (Wondolowski-1)	June 18, 2013 vs. Honduras * @ Sandy, Utah: 1-0 Howard Evans Gonzalez Besler F. Johnson Bradley J. Jones (Cameron) Zusi (B. Davis) Corona (Bedoya-1) E. Johnson (Castillo) Altidore-1	June 11, 2013 vs. Panama * @ Seattle: 2-0 Howard Evans Gonzalez Besler Beasley Bradley Cameron E. Johnson-1 (Corona) Dempsey (c) F. Johnson (B. Davis) Altidore-1 (Holden)	June 7, 2013 vs. Jamaica * @ Kingston, Jamaica: 2-1 Howard Evans-1 Gonzalez Beasley J. Jones (Cameron) Bradley Zusi Dempsey (c) F. Johnson (Castillo) Altidore-1 (E. Johnson)	June 2, 2013 vs. Germany @ Washington, D.C.: 4-3 (OG) Howard Evans Gonzalez Besler Beasley (Castillo) J. Jones Bradley Zusi (E. Johnson) F. Johnson (B. Davis) Dempsey-2 (c) Altidore-1 (Boyd)

May 29, 2013
vs. Belgium
 @ Cleveland, Ohio: 2-4
 Howard (Guzan)
 Cameron-1
 Gonzalez
 Goodson (Besler)
 Beasley
 J. Jones
 Kljestan (Holden)
 Zusi (Evans)
 B. Davis (Boyd)
 Dempsey-1 (c)
 Altidore (E. Johnson)

March 26, 2013
vs. Mexico
 @ Mexico City, Mex.: 0-0
 Guzan
 Cameron
 Gonzalez
 Besler
 Beasley
 Bradley
 Edu
 Zusi (Shea)
 Dempsey (c)
 Gomez (B. Davis)
 Altidore (E. Johnson)

March 22, 2013
vs. Costa Rica
 @ Commerce City, Colo.: 1-0
 Guzan
 Cameron
 Gonzalez
 Goodson
 Beasley
 J. Jones (Edu)
 Bradley
 Zusi (E. Johnson)
 Dempsey-1 (c)
 Gomez (Beckerman)
 Altidore

Feb. 6, 2013
vs. Honduras
 @ San Pedro Sula: 1-2
 Howard (c)
 Chandler
 Gonzalez
 Cameron
 F. Johnson
 D. Williams (Edu)
 J. Jones (Zusi)
 Bradley
 E. Johnson (Kljestan)
 Dempsey-1
 Altidore

Jan. 29, 2013
vs. Canada
 @ Houston, Texas: 0-0
 Howard (c)
 Beltran (Feilhaber)
 Gonzalez
 Besler
 Morrow
 Beckerman (c) (Morales)
 Zusi (Agudelo)
 B. Davis (Bedoya)
 Evans
 Wondolowski (Gatt)
 E. Johnson (Bruin)

Nov. 14, 2012
vs. Russia
 @ Prasnodar, Russia: 2-2
 Howard
 Chandler
 Cameron (Diskerd-1)
 Bocanegra (c) (Goodson)
 F. Johnson
 D. Williams (Edu)
 J. Jones
 Bradley-1
 Gatt (Agudelo)
 Altidore (Boyd)
 Gomez (Kljestan)

Oct. 16, 2012
vs. Guatemala
 @ Kansas City, Kan.: 3-1
 Howard
 Cherundolo
 Cameron
 Bocanegra-1 (c)
 Parkhurst
 Zusi (Edu)
 D. Williams
 Bradley
 E. Johnson (Corona)
 Dempsey-2
 Gomez (Kljestan)

Oct. 12, 2012
vs. Antigua & Barbuda
 @ North Sound, Antigua: 2-1
 Howard
 Cherundolo
 Cameron
 Bocanegra (c)
 Zusi (Kljestan)
 D. Williams (J. Jones)
 Bradley
 E. Johnson-2
 Dempsey
 Gomez (Goodson)

Sept. 11, 2012
vs. Jamaica
 @ Columbus, Ohio: 1-0
 Howard
 Cherundolo
 Cameron
 Bocanegra (c)
 F. Johnson
 D. Williams
 Zusi (Edu)
 J. Jones
 Torres (Shea)
 Dempsey
 Gomez-1 (Altidore)

Sept. 7, 2012
vs. Jamaica
 @ Kingston, Jamaica: 1-2
 Howard (c)
 Parkhurst
 Goodson
 Cameron
 F. Johnson
 J. Jones
 Beckerman (D. Williams)
 Edu (Shea)
 Torres (Boyd)
 Altidore (Boyd)
 Gomez

Aug. 15, 2012
vs. Mexico
 @ Mexico City: 1-0
 Howard
 F. Johnson
 Cameron
 Edu
 Castillo (Orozco Fiscal-1)
 J. Jones (Corona)
 Beckerman
 D. Williams (Zusi)
 Torres (Boyd)
 Donovan (Beasley)
 Gomez (Shea)

June 12, 2012
vs. Guatemala
 @ Guatemala City: 1-1
 Howard
 Cherundolo
 Goodson (Cameron)
 Bocanegra (c)
 F. Johnson
 Edu
 Bradley
 J. Jones
 Donovan (Beckerman)
 Dempsey-1
 Gomez (Altidore)

June 8, 2012
vs. Antigua & Barbuda
 @ Tampa, Fla.: 3-1
 Howard
 Cherundolo
 Goodson
 Bocanegra-1 (c)
 Torres (Onyewu)
 Edu
 Bradley
 J. Jones (Boyd)
 Donovan
 Dempsey-1
 Gomez-1 (Altidore)

June 3, 2012
vs. Canada
 @ Toronto, Canada: 0-0
 Howard
 Cherundolo (Parkhurst)
 Goodson
 Bocanegra (c) (Onyewu)
 Castillo
 Bradley
 J. Jones
 Donovan (Edu)
 Torres (Altidore)
 Dempsey
 Gomez (Wondolowski)

May 30, 2012
vs. Brazil
 @ Landover, Md.: 1-4
 Howard
 Cherundolo (Parkhurst)
 Onyewu
 Bocanegra (c)
 F. Johnson (Castillo)
 Bradley
 J. Jones (Beckerman)
 Edu (Boyd)
 Donovan
 Gomez-1
 Torres (Dempsey)

May 26, 2012
vs. Scotland
 @ Jacksonville, Fla.: 5-1
 Howard (Guzan)
 Cherundolo
 Cameron
 Bocanegra (c) (Onyewu)
 F. Johnson (Castillo)
 Edu (Beckerman)
 Bradley-1
 J. Jones-1
 Donovan-3
 Boyd (Gomez)
 Torres (Corona)

Feb. 29, 2012
vs. Italy
 @ Genoa, Italy: 1-0
 Howard
 Cherundolo
 Goodson
 Bocanegra (c)
 F. Johnson (Spector)
 Bradley
 J. Jones (c)
 D. Williams
 Dempsey-1 (Buddle)
 Shea (Kljestan)
 Altidore (Boyd)

Jan. 25, 2012
vs. Panama
 @ Panama City, Panama: 1-0
 Rimando (S. Johnson)
 DeLaGarza
 Parkhurst
 Cameron
 Loyd (Pearce)
 Clark (Larentowicz)
 J. Jones (c)
 Wondolowski (Parke)
 Zusi-1 (Evans)
 Shea
 Bunbury (Sapong)

Jan. 21, 2012
vs. Venezuela
 @ Glendale, Ariz.: 1-0
 Hamid
 DeLaGarza
 Parkhurst
 Cameron
 Pearce (Loyd)
 Larentowicz (Clark-1)
 J. Jones (c)
 Zusi (Sapong)
 Feilhaber (Wondolowski)
 Shea
 Bunbury (Evans)

Nov. 15, 2011
vs. Slovenia
 @ Ljubljana, Slovenia: 3-2
 Howard
 Cherundolo
 Goodson
 Bocanegra (c)
 Chandler (D. Williams)
 Beckerman (J. Jones)
 Bradley (Rogers)
 F. Johnson (Shea)
 Dempsey-1
 D. Williams (F. Johnson)
 Buddle-1 (Edu)

Nov. 11, 2011
vs. France
 @ Saint-Denis, France: 0-1
 Howard
 Cherundolo
 Goodson
 Bocanegra (c)
 Chandler
 Edu (Buddle)
 Beckerman (J. J. Jones)
 Dempsey
 Shea (Beasley)
 D. Williams (F. Johnson)
 Altidore

Oct. 11, 2011
vs. Ecuador
 @ Harrison, N.J.: 0-1
 Howard
 Cherundolo (Spector)
 Onyewu
 Bocanegra (c) (Ream)
 Chandler (Spector)
 Beckerman
 D. Williams (Buddle)
 Edu (Bradley)
 Shea (Beasley)
 Dempsey
 Altidore (Agudelo)

Oct. 8, 2011
vs. Honduras
 @ Miami: 1-0
 Howard
 Cherundolo
 Orozco Fiscal (Onyewu)
 Bocanegra (c)
 Chandler (Spector)
 Beckerman
 D. Williams (Beasley)
 Edu (Bradley)
 Shea
 Dempsey-1
 Altidore (Agudelo)

Sept. 6, 2011
vs. Belgium
 @ Brussels: 0-1
 Howard
 Cherundolo
 Goodson
 Bocanegra (c)
 Chandler
 Edu
 Dempsey
 Torres (Larentowicz)
 Rogers (Beckerman)
 Altidore (Agudelo)
 Shea

Sept. 2, 2011
vs. Costa Rica
 @ Carson, Calif.: 0-1
 Howard
 Chandler
 Orozco Fiscal
 Bocanegra (c)
 Castillo
 Edu
 Donovan
 Torres
 Rogers (Kljestan)
 Altidore (Agudelo)
 Shea

Aug. 10, 2011
vs. Mexico
 @ Philadelphia: 1-1
 Howard
 Cherundolo
 Orozco Fiscal
 Bocanegra (c)
 Beckerman
 Bradley (Rogers-1)
 J. Jones (Shea)
 Donovan
 Torres (Clark)
 Buddle (Agudelo)

June 25, 2011
vs. Mexico
 @ Pasadena, Calif.: 2-4
 Howard
 Cherundolo (Bornstein)
 Goodson
 Bocanegra (c)
 Lichaj
 Bradley-1
 J. Jones
 Bedoya (Agudelo)
 Adu (Kljestan)
 Dempsey
 Donovan-1

June 22, 2011
vs. Panama
 @ Houston, Texas: 1-0
 Howard
 Cherundolo
 Goodson
 Bocanegra (c)
 Lichaj
 Bradley
 J. Jones
 Bedoya
 Kljestan (Donovan)
 Dempsey-1
 Agudelo (Adu)

June 19, 2011
vs. Jamaica
 @ Washington, D.C.: 2-0
 Howard
 Cherundolo
 Goodson
 Bocanegra (c)
 Lichaj
 Bradley
 J. Jones-1 (Edu)
 Bedoya (Donovan)
 Kljestan
 Dempsey-1
 Altidore (Agudelo)

June 14, 2011
vs. Guatemala
 @ Kansas City, Kan.: 1-0
 Howard
 Cherundolo
 Goodson
 Bocanegra (c)
 Lichaj
 Bradley
 Dempsey
 Bradley (Edu)
 J. Jones
 Donovan
 Altidore-1 (Kljestan)
 Wondolowski (Bedoya)

June 11, 2011
vs. Panama
 @ Tampa, Fla.: 1-2
 Howard
 Cherundolo
 Goodson-1 (Wondolowski)
 Ream
 Bocanegra (c)
 Dempsey
 Bradley
 J. Jones (Kljestan)
 Donovan
 Altidore
 Agudelo (Bedoya)

June 7, 2011
vs. Canada
 @ Detroit, Mich.: 2-0
 Howard
 Cherundolo
 Goodson
 Ream
 Bocanegra (c)
 Dempsey-1
 Bradley
 J. Jones (Edu)
 Donovan
 Altidore-1 (Kljestan)
 Agudelo (Wondolowski)

June 4, 2011
vs. Spain
 @ Foxborough, Mass.: 0-4
 Howard (c)
 Spector
 Onyewu (Goodson)
 Ream
 Lichaj
 Kljestan
 J. Jones (Bradley)
 Edu (Cherundolo)
 Rogers (Dempsey)
 Altidore (Wondolowski)
 Agudelo (Bedoya)

March 29, 2011
vs. Paraguay
 @ Nashville, Tenn.: 0-1
 Hahnemann (Yellidell)
 Chandler (Spector)
 DeMerit (Bocanegra)
 Ream
 Bornstein (Kljestan)
 Dempsey
 Edu (J. Jones)
 Bradley
 Donovan (c)
 Altidore (Lichaj)
 Agudelo

March 26, 2011
vs. Argentina
 @ E. Rutherford, N.J.: 1-1
 Howard
 Spector (Chandler)
 DeMerit
 Onyewu
 Bocanegra (c)
 Bradley
 J. Jones (Agudelo-1)
 Edu
 Dempsey
 Donovan
 Altidore

Jan. 22, 2011
vs. Chile
 @ Carson, Calif.: 1-1
 Rimando (S. Johnson)
 Franklin
 Ream
 Gonzalez (Wynne)
 Loyd (A. Wallace)
 Larentowicz
 D. McCarty (c)
 Bedoya (Alexander)
 Diskerd
 Shea (Agudelo)
 Wondolowski (Bunbury-1)

Nov. 17, 2010
vs. South Africa
 @ Cape Town, S. Africa: 1-0
 Guzan (c)
 Lichaj
 Goodson (Agbossoumonde)
 Ream (Borchers)
 Bornstein (Spector)
 Paise
 Carroll
 Rogers (Agudelo-1)
 Gaven
 Bedoya (Diskerd)
 Findley (Bunbury)

Oct. 12, 2010
vs. Colombia
 @ Chester, Pa.: 0-0
 Guzan
 Spector (Lichaj)
 Onyewu (c) (Parkhurst)
 Goodson
 Pearce
 Edu (E. Johnson)
 J. Jones
 Bradley
 Holden (Feilhaber)
 Altidore
 Shea (Dempsey)

Oct. 9, 2010
vs. Poland
 @ Chicago: 2-2
 Howard
 Cherundolo
 Onyewu-1
 Edu
 Bocanegra (c)
 J. Jones
 Bradley
 Holden
 Dempsey
 Feilhaber (Bedoya)
 Altidore-1

Aug. 10, 2010
vs. Brazil
 @ E. Rutherford, N.J.: 0-2
 Howard (Guzan)
 Spector
 Gonzalez
 Bocanegra (c) (Goodson)
 Bornstein
 Bedoya (Gomez)
 Bradley
 Edu
 Feilhaber (Kljestan)
 Donovan (Findley)
 Buddle (Altidore)

June 26, 2010
vs. Ghana
 @ Rustenburg, S. Africa: 1-2
 Howard
 Cherundolo
 DeMerit
 Bocanegra (c)
 Bornstein
 Donovan-1
 Bradley
 Clark (Edu)
 Dempsey
 Findley (Feilhaber)
 Altidore (Gomez)

June 23, 2010
vs. Algeria
 @ Pretoria, S. Africa: 1-0
 Howard
 Cherundolo
 DeMerit
 Bocanegra (c)
 Bornstein (Beasley)
 Donovan-1
 Bradley
 Edu (Buddle)
 Dempsey
 Gomez (Feilhaber)
 Altidore



June 18, 2010 vs. Slovenia ** @ Johannesburg, 2-2 Howard Cherundolo DeMerit Onyewu (Gomez) Bocanegra (c) Dempsey Bradley-1 Torres (Edu) Donovan-1 Findley (Feilhaber) Altidore	June 12, 2010 vs. England ** @ Johannesburg, S. Africa: 1-1 Howard Cherundolo DeMerit Onyewu Bocanegra (c) Donovan Clark Bradley Dempsey-1 Findley (Buddle) Altidore (Holden)	June 5, 2010 vs. Australia @ Bopetfont, S. Africa: 3-1 Howard (Hahnmann) Cherundolo DeMerit Goodson (Onyewu) Bocanegra (c) (Bornstein) Donovan Clark Bradley Dempsey (Gomez-1) Findley Buddle-2 (Beasley)	May 29, 2010 vs. Turkey @ Philadelphia: 2-1 Howard Spector (Cherundolo) DeMerit Goodson (Onyewu) Bocanegra (c) (Bornstein) Donovan Bradley Clark (Torres) Feilhaber (Findley) Dempsey-1 Altidore-1 (Holden)	May 25, 2010 vs. Czech Republic @ E. Hartford, Conn.: 2-4 Guzan Cherundolo (c) Onyewu (Bedoya) Goodson Bornstein (Pearce) Holden Torres (Kijestjan) Edu-1 Beasley (Rogers) E. Johnson (Ching) Buddle (Gomez-1)	March 3, 2010 vs. Netherlands @ Amsterdam: 1-2 Howard Spector DeMerit (Pearce) Bocanegra-1 (c) Bornstein (Goodson) Holden (Beasley) Torres (Edu) Bradley Donovan (E. Johnson) Altidore Findley (Bedoya)
Feb. 24, 2010 vs. El Salvador @ Tampa, Fla.: 2-1 Rimando Evans Goodson Bornstein (c) Pearce Rogers (Cameron) Kijestjan-1 Beckerman (D. McCarty) B. Davis (Gaven) Findley (Cunningham) Casey (Ching-1)	Jan. 23, 2010 vs. Honduras @ Carson, Calif.: 1-3 Perkins Wynne Marshall (Pearce) Conrad (c) Bornstein Kijestjan (Bedoya) Beckerman (Casey) Feilhaber (D. McCarty) Rogers (B. Davis) Cunningham (Goodson-1) Findley	Nov. 18, 2009 vs. Denmark @ Aarhus, Denmark: 1-3 Guzan Hejdjuk Spector (Conrad) Bocanegra (c) (Goodson) Bornstein Holden (Rogers) R. Clark Bradley (Castillo) Feilhaber Altidore (D. McCarty) Cunningham-1 (E. Johnson)	Nov. 14, 2009 vs. Slovakia @ Bratislava, Slovakia: 0-1 Guzan Cherundolo Spector Bocanegra (c) (Goodson) Bornstein Rogers (Kijestjan) Bradley Feilhaber Dempsey (D. McCarty) Altidore (Cunningham) Casey (E. Johnson)	Oct. 14, 2009 vs. Costa Rica * @ Washington, D.C.: 2-2 Howard Cherundolo Onyewu Bocanegra (c) Bornstein-1 Holden (Rogers) Feilhaber (Torres) Bradley-1 Donovan Altidore Casey (Cooper)	Oct. 10, 2009 vs. Honduras * @ San Pedro Sula, Hond.: 3-2 Howard Spector Onyewu Bocanegra (c) Bornstein Holden (Cherundolo) R. Clark Bradley Donovan-1 Davies (Altidore) Casey-2 (Feilhaber)
Sept. 9, 2009 vs. Trinidad & Tobago * @ Port of Spain, Trin.: 1-0 Howard Spector Onyewu Bocanegra (c) Bornstein Dempsey (Holden) R. Clark-1 Bradley Donovan Davies (Ching) Altidore (Feilhaber)	Sept. 5, 2009 vs. El Salvador * @ Sandy, Utah: 2-1 Howard Spector Marshall Bocanegra (c) Bornstein Dempsey-1 Feilhaber (Beckerman) Bradley Donovan Davies (Holden) Altidore-1 (Torres)	Aug. 12, 2009 vs. Mexico * @ Mexico City: 1-2 Howard Cherundolo Onyewu DeMerit Bocanegra (c) Dempsey R. Clark (Holden) Bradley Donovan Davies-1 (Altidore) Ching (Feilhaber)	July 26, 2009 vs. Mexico ^ @ E. Rutherford, N.J.: 0-5 Perkins Heaps Marshall Goodson Pearce Holden Pause (Quaranta) Beckerman (Cronin) Rogers Ching (c) Arnaud (Cooper)	July 23, 2009 vs. Honduras ^ @ Chicago: 2-0 Perkins Heaps Marshall Goodson-1 Pearce Holden Pause Beckerman Rogers (Quaranta) Ching (c) Arnaud (Cooper-1)	July 18, 2009 vs. Panama ^ @ Philadelphia, Pa.: 2-1 (ot) Perkins Heaps Marshall Conrad (c) (Goodson) Pearce Holden Pause Beckerman-1 Rogers (Evans) Ching Arnaud (Cooper-1)
July 12, 2009 vs. Haiti ^ @ Foxborough, Mass.: 2-2 Robles Evans Conrad (c) Parkhurst Heaps Quaranta (Beckerman) Holden-1 Cronin C. Clark (Ching) Cooper (Davies) Arnaud-1	July 9, 2009 vs. Honduras ^ @ Washington, D.C.: 2-0 Perkins Cherundolo (c) Marshall Parkhurst Pearce Quaranta-1 Pause (Feilhaber) Beckerman Rogers Ching-1 (Cooper) Adu (Davies)	July 4, 2009 vs. Grenada ^ @ Seattle: 4-0 Perkins Cherundolo (c) (Evans) Marshall Goodson (Parkhurst) Pearce Holden-1 Pause Beckerman Rogers-1 Davies-1 (Arnaud) Adu-1	June 28, 2009 vs. Brazil # @ Johannesburg, S. Africa: 2-3 Howard Spector Onyewu DeMerit Bocanegra (c) Donovan-1 R. Clark (Casey) Feilhaber (Kijestjan) Dempsey-1 Davies Altidore (Bornstein)	June 24, 2009 vs. Spain # @ Bloemfontein, S. Africa: 2-0 Howard Spector Onyewu DeMerit Bocanegra (c) Donovan R. Clark Bradley Dempsey-1 (Bornstein) Davies (Feilhaber) Altidore-1 (Casey)	June 21, 2009 vs. Egypt # @ Rustenburg, S. Africa: 3-0 Guzan Spector Onyewu DeMerit Bornstein Donovan (c) R. Clark Bradley-1 Dempsey-1 Davies-1 (Casey) Altidore (Feilhaber)
June 18, 2009 vs. Brazil # @ Pretoria, S. Africa: 0-3 Howard Spector Onyewu DeMerit Bornstein Bradley Kijestjan Donovan (c) R. Clark Beasley (Casey) Altidore (Feilhaber)	June 15, 2009 vs. Italy # @ Pretoria, S. Africa: 1-3 Howard Spector Onyewu DeMerit Bornstein (Kijestjan) Feilhaber (Beasley) Bradley R. Clark Dempsey Donovan-1 (c) Altidore (Davies)	June 6, 2009 vs. Honduras * @ Chicago: 2-1 Howard Spector Onyewu Bocanegra-1 (c) (DeMerit) Bornstein Dempsey Mastroeni (Feilhaber) R. Clark Donovan-1 Casey (Beasley) Altidore	June 3, 2009 vs. Costa Rica * @ San Jose, C.R.: 1-3 Howard Wynne Onyewu Bocanegra (c) Beasley Mastroeni (Adu) Bradley Torres (Kijestjan) Dempsey (Davies) Donovan-1 Altidore	April 1, 2009 vs. Trinidad & Tobago @ Nashville, Tenn.: 3-0 Howard Hejdjuk Bocanegra (c) Onyewu Beasley Dempsey (Kijestjan) Bradley Mastroeni Donovan Ching (Torres) Altidore-3	March 28, 2009 vs. El Salvador * @ San Salvador: 2-2 Guzan Hejdjuk-1 Califf Bocanegra (c) Pearce (Altidore-1) Dempsey Bradley (Edu) Kijestjan (Torres) Beasley Donovan Ching
Feb. 11, 2009 vs. Mexico * @ Columbus, Ohio: 2-0 Howard Hejdjuk Onyewu Bocanegra (c) Pearce Dempsey Bradley-2 Kijestjan (R. Clark) Beasley Donovan Ching (Altidore)	Jan. 24, 2009 vs. Sweden @ Carson, Calif.: 3-2 Perkins Wynne Califf (c) Parkhurst (Ihemelu) Bornstein (Wingert) Thorrington (Rolfe) R. Clark Kijestjan-3 Rogers (Carroll) Davies (Cooper) Ching (Gaven)	Nov. 19, 2008 vs. Guatemala * @ Commerce City, Colo.: 2-0 Guzan Thorrington Goodson Parkhurst Bornstein Adu-1 (Arnaud) Mastroeni (c) Clark Kijestjan Cooper-1 (Ching) Altidore (Casey)	Oct. 15, 2008 vs. Trinidad & Tobago * @ Port of Spain, Trinidad: 1-2 Guzan Hejdjuk Orzoco Fiscal Califf Pearce (Rolfe) Edu Torres (Szetela) Kijestjan Adu (Davies-1) Beasley (c) Altidore	Oct. 11, 2008 vs. Cuba * @ Washington, D.C.: 6-1 Howard Cherundolo Onyewu-1 Bocanegra (c) Pearce (Torres) Bradley Kijestjan (Adu) Dempsey Donovan Beasley-2 Ching-1 (Altidore-1)	Sept. 10, 2008 vs. Trinidad & Tobago * @ Bridgeview, Ill.: 3-0 Howard Cherundolo Onyewu Bocanegra (c) Pearce Dempsey-1 (Lewis) Bradley-1 (Clark) Kijestjan Beasley Donovan Ching-1 (E. Johnson)
Sept. 6, 2008 vs. Cuba * @ Havana, Cuba: 1-0 Howard Hejdjuk Onyewu Bocanegra (c) Pearce Dempsey-1 (Kijestjan) Bradley Edu Beasley Donovan Ching	Aug. 20, 2008 vs. Guatemala * @ San Jose, Guatemala: 1-0 Howard Cherundolo Onyewu Bocanegra-1 (c) Pearce Bradley Mastroeni (Edu) Lewis (Beasley) Ching Dempsey (Hejdjuk)	June 22, 2008 vs. Barbados * @ Bridgetown, Barbados: 1-0 Guzan Moor DeMerit Califf Pearce Donovan Bradley Szetela (Rolfe) Lewis-1 (c) Adu (Barrett) Beasley (Thorrington)	June 15, 2008 vs. Barbados * (OG) @ Carson, Calif.: 8-0 Guzan Cherundolo Onyewu Bocanegra (c) Pearce Donovan-1 (E. Johnson-1) Bradley-1 Mastroeni Beasley (c) Ching-2 Dempsey-2 (Lewis)	June 8, 2008 vs. Argentina @ E. Rutherford, N.J.: 0-0 Howard Guzan Cherundolo Onyewu (DeMerit) Califf Pearce (Lewis) Bradley (Edu) Mastroeni Dempsey (Adu) Donovan (c) Beasley (Hejdjuk) E. Johnson (Kijestjan)	June 4, 2008 vs. Spain @ Santander, Spain: 0-1 Howard Cherundolo (Hejdjuk) Onyewu Bocanegra (c) Pearce Dempsey (Mastroeni) Edu Bradley Lewis (Wolff) E. Johnson Adu (Beasley)

May 28, 2008 vs. England
 @ London, England: 0-2
 Howard (Guzan)
 Cherundolo (Hejduk)
 Onyewu
 Bocanegra (c)
 Pearce
 Dempsey
 Clark (Edu)
 Bradley
 Beasley (Lewis)
 Wolff (Adu)
 E. Johnson (Jaqua)

March 26, 2008 vs. Poland
 @ Krakow, Poland: 3-0
 Howard
 Cherundolo (Spector)
 Onyewu-1 (DeMerit)
 Bocanegra-1 (c)
 Pearce (Feilhaber)
 Donovan (Lewis-1)
 Clark
 Bradley
 Dempsey
 Ching (Wolff)
 E. Johnson

Feb. 6, 2008 vs. Mexico
 @ Houston: 2-2
 Howard
 Moor
 Bocanegra (c)
 Onyewu-1
 Corrales
 Clark (Edu)
 Bradley (Feilhaber)
 Convey (Lewis)
 Donovan
 Altidore-1
 Dempsey (Adu)

Jan. 19, 2008 vs. Sweden
 @ Carson, Calif.: 2-0
 Guzan
 Moor
 Conrad (Goodson)
 Robinson-1 (Parkhurst)
 Corrales
 Feilhaber
 Edu
 B. Davis (Kljestan)
 Donovan-1 (c) (White)
 Twellman (Altidore)
 Noonan (Rofe)

Nov. 17, 2007 vs. South Africa
 @ Johannesburg: 1-0
 Howard (Guzan)
 Cherundolo-1 (Spector)
 Onyewu
 Bocanegra (c) (Califf)
 Pearce
 Feilhaber (Bornstein)
 Edu
 Bradley
 Beasley
 Adu (Kljestan)
 Dempsey (Altidore)

Oct. 17, 2007 vs. Switzerland
 @ Basel, Switzerland: 1-0
 Hahnenmann (Guzan)
 Cherundolo
 Onyewu (Califf)
 Bocanegra (c)
 Lewis (Szetela)
 Feilhaber
 Edu
 Bradley-1
 Beasley (Pearce)
 Twellman (Adu)
 Dempsey (Findley)

Sept. 9, 2007 vs. Brazil
 @ Chicago, Ill.: 2-4
 Howard
 Cherundolo
 Onyewu
 Bocanegra-1 (c)
 Pearce (Arnaud)
 Feilhaber (Convey)
 Bradley
 Donovan
 Beasley
 Wolff (E. Johnson)
 Dempsey-1

Aug. 22, 2007 vs. Sweden
 @ Goteberg, Sweden: 0-1
 Howard
 Cherundolo
 Onyewu
 Bocanegra (c) (DeMerit)
 Bornstein (Spector)
 Feilhaber
 Bradley
 Mastroeni (Convey)
 Beasley (Zizzo)
 Donovan (Hill)
 Dempsey (Davies)

July 5, 2007 vs. Colombia
 @ Barquisimeto, Ven.: 0-1
 Guzan
 Moor
 Califf (c)
 Boswell
 Pearce
 Beckerman
 Kljestan
 Mapp (Davies)
 Gomez (Gaven)
 E. Johnson (Nguyen)

July 2, 2007 vs. Paraguay
 @ Barinas, Venezuela: 1-3
 Keller (c)
 Wynne
 DeMerit (Califf)
 Conrad
 Bornstein
 Clark-1
 Feilhaber
 Olsen (Mapp)
 Kljestan (Nguyen)
 E. Johnson
 Twellman

June 28, 2007 vs. Argentina
 @ Maracaibo, Ven.: 1-4
 Keller (c)
 Wynne
 DeMerit
 Conrad
 Bornstein
 Clark (Beckerman)
 Feilhaber
 Olsen (Gaven)
 Beasley
 Twellman (Gomez)
 E. Johnson-1

June 24, 2007 vs. Mexico
 @ Chicago, Ill.: 2-1
 Howard
 Spector (Simek)
 Onyewu
 Bocanegra (c)
 Bornstein
 Feilhaber-1
 Mastroeni (Clark)
 Dempsey (Twellman)
 Donovan-1
 Ching

June 21, 2007 vs. Canada
 @ Chicago, Ill.: 2-1
 Keller (c)
 Hejduk-1
 Onyewu
 Bocanegra
 Bornstein
 Bradley
 Mastroeni (Clark)
 Donovan-1
 Beasley
 E. Johnson (Feilhaber)
 Dempsey (Twellman)

June 16, 2007 vs. Panama
 @ Foxborough, Mass.: 2-1
 Howard
 Hejduk
 Onyewu
 Bocanegra-1 (c)
 Bornstein
 Bradley
 Mastroeni
 Donovan-1 (Clark)
 Beasley
 Dempsey (Ching)
 Twellman (Ralston)

June 12, 2007 vs. El Salvador
 @ Foxborough, Mass.: 4-0
 Howard
 Spector (Simek)
 Onyewu
 Parkhurst
 Bornstein
 Feilhaber
 Mastroeni
 Bradley (Ching)
 Donovan-1 (c) (Twellman-1)
 Beasley-2
 Dempsey

June 9, 2007 vs. Trinidad & Tobago
 @ Carson, Calif.: 2-0
 Keller (c)
 Simek
 DeMerit
 Parkhurst
 Spector
 Feilhaber (Donovan)
 Clark
 Ralston
 Mapp
 Ching-1 (Bradley)
 E. Johnson-1 (Twellman)

June 7, 2007 vs. Guatemala
 @ Carson, Calif.: 1-0
 Howard
 Hejduk
 Onyewu
 Bocanegra (c)
 Bornstein
 Feilhaber (DeMerit)
 Bradley
 Donovan
 Beasley
 Dempsey-1 (E. Johnson)
 Twellman (Ralston)

June 2, 2007 vs. China
 @ San Jose, Calif.: 4-1
 Howard (Keller)
 Spector (Simek)
 Onyewu-1
 Bocanegra (c)
 Bornstein
 Feilhaber-1 (Marsch)
 Bradley
 Kljestan (Hill)
 Dempsey-1
 Beasley-1 (Nguyen)
 Razov (Davies)

March 28, 2007 vs. Guatemala
 @ Frisco, Texas: 0-0
 Keller
 Simek
 DeMerit
 Conrad
 Spector (Barrett)
 Dempsey
 Feilhaber (Cooper)
 Bradley
 Mapp
 Donovan (c)
 E. Johnson (Mullan)

March 25, 2007 vs. Ecuador
 @ Tampa, Fla.: 3-1
 Howard
 Cherundolo (Spector)
 Conrad
 Onyewu
 Bocanegra
 Dempsey (Mullan)
 Feilhaber
 Bradley
 Beasley (Mapp)
 Donovan-3 (c) (Carroll)
 E. Johnson (Bradley)
 Ching (Twellman)

Feb. 7, 2007 vs. Mexico
 @ Glendale, Ariz.: 2-0
 Howard
 Albright (Gros)
 Conrad (c)
 Bocanegra
 Bornstein
 Clark
 Mastroeni (c)
 Convey
 Feilhaber (Carroll)
 Donovan-1
 Rofe (E. Johnson)

Jan. 20, 2007 vs. Denmark
 @ Carson, Calif.: 3-1
 Reis
 Albright (Namoff)
 Conrad (c)
 Boswell (Califf)
 Bornstein-1
 Clark
 Mastroeni (Beckerman)
 Rofe (Pearce)
 Donovan-1
 Jaqua (Mapp)
 E. Johnson (Cooper-1)

June 22, 2006 vs. Ghana
 @ Nuremberg, Ger.: 1-2
 Keller
 Cherundolo (E. Johnson)
 Conrad
 Onyewu
 Bocanegra
 Reyna (c) (Olsen)
 Dempsey-1
 Donovan
 Beasley
 Lewis (Convey)
 B. McBride

June 17, 2006 vs. Italy
 @ Kaiserslautern, Ger.: 1-1
 Keller
 Cherundolo
 Onyewu
 Pope
 Bocanegra
 Mastroeni
 Dempsey (Beasley)
 Reyna (c)
 Convey (Conrad)
 B. McBride

June 12, 2006 vs. Czech Republic
 @ Gelsenkirchen, Ger.: 0-3
 Keller
 Cherundolo (E. Johnson)
 Onyewu
 Pope
 Lewis
 Mastroeni (O'Brien)
 Reyna (c)
 Beasley
 O'Brien (Convey)
 Convey
 Donovan
 B. McBride (Wolff)

May 28, 2006 vs. Latvia
 @ E. Hartford, Conn.: 1-0
 Cherundolo
 Pope
 Lewis
 Mastroeni (Bradley)
 Olsen-3 (c)
 Brien (Convey)
 Donovan (c)
 B. McBride-1
 E. Johnson (Ching)

May 26, 2006 vs. Venezuela
 @ Cleveland, Ohio: 2-0
 Keller
 Albright
 Howard
 Onyewu
 Conrad (c)
 Bocanegra
 Dempsey-1
 Olsen (Bradley)
 Wolff (Donovan)
 Convey (Beasley)
 Ching-1
 E. Johnson (Lewis)

May 23, 2006 vs. Morocco
 @ Nashville, Tenn.: 0-1
 Keller
 Cherundolo
 Onyewu (Dempsey)
 Pope
 Gibbs
 Reyna (c) (Mastroeni)
 O'Brien (Convey)
 Donovan
 Wolff (E. Johnson)
 B. McBride (Ching)
 Beasley

April 11, 2006 vs. Jamaica
 @ Cary, N.C.: 1-1
 Albright
 Pope
 Hejduk (Dempsey)
 Olsen-1
 Mastroeni
 Donovan (c)
 Noonan (O'Brien)
 Wolff (E. Johnson)
 Twellman (Ching)

March 22, 2006 vs. Germany
 @ Dortmund, Germany: 1-4
 Keller (c)
 Cherundolo-1
 Conrad
 Berhalter
 Gibbs (Pearce)
 Zavagnin
 Mastroeni (Olsen)
 Convey
 Wolff (Klein)
 E. Johnson
 Ching (Twellman)

March 1, 2006 vs. Poland
 @ Kaiserslautern, Ger.: 1-0
 Keller (c) (Howard)
 Cherundolo
 Onyewu
 Berhalter (Bocanegra)
 Lewis
 Zavagnin (Mastroeni)
 Dempsey-1 (Klein)
 Beasley (Convey)
 Donovan
 E. Johnson (Wolff)
 Twellman

Feb. 19, 2006 vs. Guatemala
 @ Frisco, Texas: 4-0
 Guzan (Wells)
 Hejduk (Boswell)
 Pope (c)
 Conrad
 Pearce
 Zavagnin (Carroll)
 Olsen-1 (Quaranta)
 Klein-1
 Rofe (Martino)
 Wolff (E. Johnson-1)
 Ching-1

Feb. 10, 2006 vs. Japan
 @ San Francisco, Calif.: 3-2
 Hartman
 Klein (Carroll)
 Pope-1
 Conrad
 Dunivant (Pearce)
 Zavagnin
 Dempsey-1 (Olsen)
 Noonan (Rofe)
 Donovan (c)
 Wolff (E. Johnson)
 Twellman-1 (Ching)

Jan. 29, 2006 vs. Norway
 @ Carson, Calif.: 5-0
 Hartman
 Hejduk
 Pope-1 (Themelu)
 Conrad
 Dunivant
 Zavagnin (Olsen)
 Dempsey (Quaranta)
 Noonan (Klein-1)
 Donovan (c)
 Wolff (Jaqua)
 Twellman-3 (Ching)

Jan. 22, 2006 vs. Canada
 @ San Diego, Calif.: 0-0
 Reis
 Hejduk (Klein)
 Pope (c)
 Conrad
 Pearce
 Olsen (Zavagnin)
 Dempsey
 Donovan
 Wolff (Rofe)
 Ching (E. Johnson, Adu)
 Twellman

Nov. 12, 2005 vs. Scotland
 @ Glasgow, Scotland: 1-1
 Keller (c)
 Cherundolo
 Bocanegra (Conrad)
 Berhalter
 Spector
 Carroll
 Zavagnin (Olsen)
 Gaven (Quaranta)
 Beasley (Pearce)
 Wolff-1 (Rofe)
 Ching

Oct. 12, 2005 vs. Panama
 @ Foxborough, Mass.: 2-0
 Howard (c)
 Spector
 Marshall
 Califf
 Albright
 Carroll
 Martino-1 (Clark)
 Dempsey
 Quaranta
 Twellman-1 (Ching)
 Mapp (Ralston)

Oct. 8, 2005 vs. Costa Rica
 @ San Jose, Costa Rica: 0-3
 Howard
 Onyewu
 Pope
 Bocanegra (Martino)
 Olsen-1 (Quaranta)
 Mastroeni
 Lewis (c)
 Beasley
 Convey
 Twellman
 Ching

Sept. 7, 2005 vs. Guatemala
 @ Guat. City, Guatemala: 0-0
 Hahnenmann
 Albright
 Marshall
 Conrad
 Vanoy
 Quaranta (Donovan)
 Mastroeni (c)
 Dempsey (Ralston)
 Convey
 Twellman
 Cunningham (E. Johnson)

Sept. 3, 2005 vs. Mexico
 @ Columbus, Ohio: 2-0
 Keller
 Hejduk
 Onyewu
 Berhalter
 Lewis
 Ralston-1 (Quaranta)
 Reyna (c)
 Armas
 Beasley-1
 Donovan (Mastroeni)
 B. McBride (Cunningham)

Aug. 17, 2005 vs. Trinidad & Tobago
 @ E. Hartford, Conn.: 1-0
 Keller (c)
 Albright
 Onyewu
 Berhalter
 Lewis
 Ralston (Quaranta)
 Reyna (c)
 O'Brien (Armas)
 Convey
 Donovan
 B. McBride-1 (Twellman)

July 24, 2005 vs. Panama
 @ E. Rutherford, N.J.: 0-0 (3-1 pk)
 Keller (c)
 Hejduk
 Conrad
 Onyewu
 Vasey
 Armas
 O'Brien
 Donovan
 Dempsey (B. Davis)
 Wolff (Quaranta)
 Beasley (Olsen)

July 21, 2005 vs. Honduras ^ @ E. Rutherford, N.J.: 2-1 Keller (c) Onyewu-1 Pope (Hejduk) Conrad Armas Mastroeni (Dempsey) O'Brien-1 Donovan Ralston Wolff (Noonan) Beasley	July 16, 2005 vs. Jamaica ^ @ Foxborough, Mass.: 3-1 Keller (c) Cherundolo (Olson) Conrad Onyewu Armas Mastroeni Ralston (Quaranta) Donovan O'Brien Beasley-2 Wolff-1 (Armas)	July 12, 2005 vs. Costa Rica ^ @ Foxborough, Mass.: 0-0 Keller (c) Cherundolo Sanneh Conrad Hejduk Armas Mastroeni Olson O'Brien (Beasley) Ralston Noonan (Donovan) Dempsey (Wolff)	July 9, 2005 vs. Canada ^ (OG) @ Seattle, Wash.: 2-0 Keller (c) Cherundolo Pope (Conrad) Onyewu Vannoy Mastroeni Ralston Donovan-1 O'Brien (Beasley) Noonan (Armas)	July 7, 2005 vs. Cuba ^ @ Seattle, Wash.: 4-1 Hahnemann Hejduk Conrad Sanneh Armas (c) Olson (Wolff) Quaranta B. Davis (O'Brien) Dempsey-1 Casey (Donovan-2) Beasley-1	June 8, 2005 vs. Panama ^ @ Panama City, Panama: 3-0 Keller Cherundolo Pope (Berhalter) Bocanegra-1 Hejduk Ralston Zavagnin Noonan (Convey) Donovan-1 B. McBride-1 (c) Beasley (Dempsey)
---	---	--	--	--	--

June 4, 2005 vs. Costa Rica ^ @ Salt Lake City, Utah: 3-0 Keller Cherundolo Pope Bocanegra Ralston Zavagnin Convey (Hejduk) Donovan-2 Wolff (Noonan) B. McBride-1 (c) Beasley (Dempsey)	May 28, 2005 vs. England @ Chicago, Ill.: 1-2 Keller (c) Cherundolo Pope (Bocanegra) Gibbs Vannoy Ralston (Convey) Zavagnin Dempsey-1 (Simms) Donovan Wolff B. McBride (Casey)	March 30, 2005 vs. Guatemala ^ @ Birmingham, Ala.: 2-0 Keller Cherundolo Onyewu Gibbs Bocanegra Mastroeni Ralston-1 Lewis (Noonan) Donovan (Dempsey) E. Johnson-1 Ching (Wolff)	March 27, 2005 vs. Mexico ^ @ Mexico City, Mexico: 1-2 Keller Bocanegra (Noonan) Berhalter Onyewu Cherundolo (B. McBride) Mastroeni (Ralston) Reyna (c) Lewis-1 Beasley Donovan E. Johnson	March 19, 2005 vs. Honduras @ Albuquerque, N.M.: 1-0 Keller (Hartman) Marshall Borchers Albright Mastroeni (c) (Zavagnin) Dempsey Ralston Mathis (Martino) Noonan (Convey) Ching B. McBride (Casey)	March 9, 2005 vs. Colombia @ Fullerton, Calif.: 3-0 Keller (c) Busch Mullan Marshall-1 Kotschau Albright Mastroeni (c) (Borchers) Dempsey Ralston (Gaven) Mathis-1 (Twellman) Noonan-1 (Martino) E. Johnson (Ching)
---	--	---	--	---	--

Feb. 9, 2005 vs. Trinidad & Tobago ^ @ Port of Spain, Trin.: 2-1 Keller Cherundolo Pope Gibbs Bocanegra Mastroeni (Dempsey) Beasley Donovan (c) Lewis-1 (Albright) B. McBride E. Johnson-1 (Berhalter)	Nov. 17, 2004 vs. Jamaica ^ @ Columbus, Ohio: 1-1 Keller Albright Onyewu Sanneh Gibbs Mastroeni Corrales (Dempsey) Ralston (Spector) Donovan (c) B. McBride E. Johnson-1 (Twellman)	Oct. 13, 2004 vs. Panama ^ (OG) @ Washington, D.C.: 6-0 Keller Hejduk Pope (Onyewu) Berhalter Bocanegra Zavagnin (Mastroeni) Corrales (Dempsey) Donovan-2 (c) Lewis B. McBride Wolff (E. Johnson-3)	Oct. 9, 2004 vs. El Salvador ^ @ San Salvador, El Salv.: 2-0 Keller Hejduk Berhalter Gibbs Hejduk Zavagnin Beasley Donovan (c) Mathis (Lewis) B. McBride-1 (E. Johnson-1) Wolff (C. Jones)	Sept. 8, 2004 vs. Panama ^ @ Panama City, Panama: 1-1 Keller Hejduk Pope Bocanegra Vannoy Reyna (c) Beasley Donovan Mathis (C. Jones-1) Ching (Lewis) Casey (B. McBride)	Sept. 4, 2004 vs. El Salvador ^ @ Foxborough, Mass.: 2-0 Howard Cherundolo (C. Jones) Bocanegra Gibbs Convey Zavagnin (Mathis) Reyna (c) Donovan-1 Beasley Ching-1 Casey (B. McBride)
--	---	---	--	--	---

Aug. 18, 2004 vs. Jamaica ^ @ Kingston, Jamaica: 1-1 Keller Hejduk Pope Bocanegra Vannoy Reyna (c) Armas (Lewis) Stewart (Jones) Beasley B. McBride (Ching-1) Donovan	July 11, 2004 vs. Poland @ Chicago, Ill.: 1-1 Howard Cherundolo (Albright) Pope Bocanegra-1 Convey Mastroeni (Mathis) Zavagnin (Gaven) Donovan Beasley B. McBride (c) (Ching) Wolff (Mullan)	June 20, 2004 vs. Grenada ^ @ St. George's, Grenada: 3-2 Keller Hejduk Gibbs Mastroeni Convey (Vannoy) Reyna (c) (Zavagnin) Armas Donovan-1 Beasley-1 B. McBride Wolff-1 (Stewart)	June 13, 2004 vs. Grenada ^ @ Columbus, Ohio: 3-0 Keller Cherundolo Pope Bocanegra Vannoy (Convey) Reyna (c) Armas (Lewis) Donovan Beasley-2 B. McBride (Stewart) Casey (Kirovski)	June 2, 2004 vs. Honduras @ Foxborough, Mass.: 4-0 Howard Cherundolo Sanneh-1 Bocanegra (Gibbs) Vannoy (Convey) Reyna (c) Armas (Mastroeni) Donovan Beasley (Lewis-1) B. McBride-2 Casey (Stewart)	April 28, 2004 vs. Mexico @ Dallas, Texas: 1-0 Walker Hejduk Pope-1 (c) Mastroeni Convey Armas Zavagnin Donovan Wolff (Twellman) Casey (Kirovski)
---	--	--	--	--	--

March 31, 2004 vs. Poland @ Plock, Poland: 1-0 Friedel Vannoy Berhalter Mastroeni (Bocanegra) Cherundolo Klein (Sanneh) Reyna (c) Beasley-1 Mathis (Zavagnin) Wolff (Convey) Casey	March 13, 2004 vs. Haiti @ Miami, Fla.: 1-1 Walker (Hartman) Sanneh (Albright) Pope (c) (Califf-1) Bocanegra Gibbs Ralston (Noonan) Convey Armas (Razov) Beasley Donovan (Mulrooney) Wolyniec (Kirovski)	Feb. 18, 2004 vs. Holland @ Amsterdam, Holland: 0-1 Keller Hejduk (Cherundolo) Berhalter Bocanegra Gibbs Convey Armas Reyna (c) (Wolff) Lewis (Beasley) B. McBride (Mathis) Donovan	Jan. 18, 2004 vs. Denmark @ Carson, Calif.: 1-1 Walker Albright (Hejduk) Pope (c) Garcia Convey Ralston (Klein) Mulrooney (Zavagnin) Armas (Wolyniec) Beasley Razov (Wolff) Donovan-1	July 26, 2003 vs. Costa Rica ^ @ Miami, Fla.: 3-2 Keller (c) Vannoy Bocanegra-1 Califf Mulrooney Convey-1 (Mastroeni) Ralston (Mathis) Beasley (Lewis) Stewart-1 Donovan	July 23, 2003 vs. Brazil ^ @ Miami, Fla.: 1-2 Keller Convey Gibbs Bocanegra-1 Hejduk Lewis Mastroeni Reyna (c) (Mulrooney) Stewart (Beasley) Donovan B. McBride (Mathis)
--	--	---	---	---	--

July 19, 2003 vs. Cuba ^ @ Foxborough, Mass.: 5-0 Keller Vannoy Gibbs Califf Hejduk Lewis Mastroeni (Mulrooney) Reyna (c) (Stewart) Ralston-1 Donovan-4 B. McBride (Mathis)	July 14, 2003 vs. Martinique ^ @ Foxborough, Mass.: 2-0 Keller Convey Bocanegra Gibbs Hejduk Lewis (Mastroeni) Mulrooney Reyna (c) (Stewart) Ralston Donovan B. McBride-2 (Vannoy)	July 12, 2003 vs. El Salvador ^ @ Foxborough, Mass.: 2-0 Keller Vannoy Bocanegra Califf Hejduk Lewis-1 (Convey) Mastroeni Reyna (c) (Mathis) Stewart (Ralston) B. McBride-1 Donovan	July 6, 2003 vs. Paraguay @ Columbus, Ohio: 2-0 Keller (c) Vannoy Gibbs (Garcia) Bocanegra Hejduk Mulrooney Beasley Convey (Reyna) Stewart-1 Donovan-1 (B. McBride) Mathis (Lewis)	June 23, 2003 vs. Cameroon ^ @ Lyon, France: 0-0 Howard Cherundolo Califf Bocanegra Gibbs Armas (c) Martino (Donovan) Convey Lewis (Beasley) Kirovski (Stewart) Mathis	June 21, 2003 vs. Brazil # @ Lyon, France: 0-1 Howard Cherundolo Berhalter Bocanegra Gibbs (Convey) Mastroeni (Twellman) Stewart (c) Beasley Klein (Lewis) Donovan Mathis
---	--	---	--	--	---

June 19, 2003 vs. Turkey # @ St. Etienne, France: 1-2 Howard Hejduk (c) Berhalter (Twellman) Califf Vannoy Armas Lewis (Stewart) Beasley-1 Convey Donovan Kirovski (Mathis)	June 8, 2003 vs. New Zealand @ Richmond, Va.: 2-1 Hahnemann (Cannon) Vannoy Bocanegra (Gibbs) Berhalter Cherundolo Lewis Stewart (c) (Martino) Klein-1 (Convey) Twellman (Beasley) Kirovski-1	May 26, 2003 vs. Wales @ Irvine, Calif.: 2-0 Rimando Vannoy Agocs (c) Brown Suarez (Petke) Armas Convey (Ching) Lewis-1 Stewart (Lagos) Donovan-1 Kirovski (Eskandarian)	May 8, 2003 vs. Mexico @ Houston: 0-0 Howard Bocanegra Pope Califf Armas Mastroeni (Convey) Beasley Hejduk (Klein) Mathis (Stewart) Donovan B. McBride (c) (Jones)	March 29, 2003 vs. Venezuela @ Seattle, Wash.: 2-0 Keller (c) Cherundolo (Hejduk) Pope (Garcia) Convey Mastroeni Klein (Stewart) Beasley Kirovski-1 (Donovan-1) B. McBride (Buddle)	Feb. 12, 2003 vs. Jamaica @ Kingston, Jamaica: 2-1 Howard Cherundolo Garcia Bocanegra-1 Mastroeni Klein-1 (Ralston) Convey Beasley (Mulrooney) Donovan (Cunningham) Mathis (c)
---	--	--	--	---	---

Feb. 8, 2003
vs. Argentina
 @ Miami, Fla.: 0-1
 Howard
 Victorine (Garcia)
 Bocanegra (Ralston)
 Califf
 Convey (Vagenas)
 Mastroeni
 Klein (Cunningham)
 Olsen (Twellman)
 Beasley
 Donovan
 Mathis (c)

Jan. 18, 2003
vs. Canada
 @ Ft. Lauderdale, Fla.: 4-0
 Howard (Rimando)
 Victorine (Garcia)
 Bocanegra-1
 Califf
 Convey (Vagenas)
 Mastroeni (Mulrooney)
 Klein-1 (Ralston-1)
 Donovan
 Beasley
 Mathis-1 (c) (Twellman)
 Cunningham (Olsen)

Nov. 17, 2002
vs. El Salvador
 @ Washington, D.C.: 2-0
 Howard (Rimando)
 Barrett
 Bocanegra
 Califf
 Victorine-1
 Mastroeni (Cullen)
 Olsen-1 (Martino)
 Klein
 Donovan
 Mathis (c)
 Twellman (Cunningham)

June 21, 2002
vs. Germany **
 @ Ulsan, S. Korea: 0-1
 Friedel
 Berhalter
 Pope
 Sanneh
 Mastroeni (Stewart)
 Lewis
 Reyna (c)
 Hejduk (Jones)
 O'Brien
 Donovan
 Mathis (c)

July 17, 2002
vs. Mexico **
 @ Jeonju, S. Korea: 2-0
 Friedel
 Berhalter
 Pope
 Sanneh
 Mastroeni (Llamosa)
 Lewis
 Reyna (c)
 O'Brien
 Donovan-1
 B. McBride-1 (Jones)
 Wolff (Stewart)

June 14, 2002
vs. Poland **
 @ Begeon, S. Korea: 1-3
 Friedel
 Hejduk
 Agoos (Beasley)
 Pope
 Sanneh
 Reyna (c)
 Stewart (Jones)
 O'Brien
 Donovan-1
 Mathis
 B. McBride (Moore)

June 10, 2002
vs. Korea Republic **
 @ Daegu, S. Korea: 1-1
 Friedel
 Hejduk
 Agoos
 Pope
 Sanneh
 Reyna (c)
 Beasley (Lewis)
 O'Brien
 Donovan
 Mathis-1 (Wolff)
 B. McBride

June 5, 2002
vs. Portugal ** (OG)
 @ Suwon, S. Korea: 3-2
 Friedel
 Hejduk
 Agoos
 Pope (Llamosa)
 Sanneh
 Mastroeni
 Beasley
 O'Brien-1
 Stewart (c) (Jones)
 Donovan (Moore)
 B. McBride-1

May 19, 2002
vs. Holland
 @ Foxborough, Mass.: 0-2
 Friedel (Keller)
 Regis (Moore)
 Agoos (Berhalter)
 Mulrooney
 Sanneh
 Stewart (Jones)
 Reyna (c)
 O'Brien
 Beasley (Lewis)
 Mathis (Donovan)
 B. McBride (Wolff)

May 16, 2002
vs. Jamaica
 @ East Rutherford, N.J.: 5-0
 Keller (Meola)
 Berhalter (Llamosa)
 Mastroeni
 Hejduk
 Reyna (c) (Agoos)
 Donovan-1
 O'Brien (Lewis)
 Stewart (Mathis-1, Beasley-1)
 Moore
 Wolff-2

May 12, 2002
vs. Uruguay
 @ Washington, D.C.: 2-1
 Friedel (c)
 Regis
 Agoos
 Mastroeni
 Sanneh-1 (Hejduk)
 Armas (Mastroeni)
 Jones
 Stewart (Donovan)
 Beasley-1
 Mathis
 B. McBride (Moore)

April 17, 2002
vs. Ireland
 @ Dublin: 1-2
 Friedel (Keller)
 Agoos
 Pope-1
 Berhalter (Vanney)
 Sanneh
 Armas
 Stewart (Donovan)
 Reyna (c) (Hejduk)
 O'Brien (Lewis)
 B. McBride (Moore)
 Mathis (Wolff)

April 3, 2002
vs. Mexico
 @ Denver, Colo.: 1-0
 Meola
 Hejduk
 Mastroeni
 Pope
 Vanney (Llamosa)
 Mulrooney
 Jones (c) (Maisonneuve)
 Mathis-1
 Donovan (West)
 Beasley
 Razov (Wolff)

March 27, 2002
vs. Germany
 @ Rostock, Germany: 2-4
 Keller
 Cherundolo (Sanneh)
 Pope
 Agoos (Berhalter)
 Regis
 Armas
 Stewart (c)
 Donovan
 Lewis (Jones)
 Mathis-2
 Kirovski (Moore)

March 10, 2002
vs. Ecuador
 @ Birmingham, Ala.: 1-0
 Howard
 Mulrooney
 Llamosa
 Berhalter
 Agoos
 Armas (c)
 Jones (West)
 Donovan
 Lewis-1
 B. McBride
 Mathis

March 2, 2002
vs. Honduras
 @ Seattle, Wash.: 4-0
 Keller (c)
 Mulrooney
 Mastroeni
 Pope
 Agoos (Lewis)
 Armas (R. Williams)
 Maisonneuve (West)
 Donovan-2
 Beasley (Convey)
 Mathis-2 (Cunningham)
 B. McBride

Feb. 13, 2002
vs. Italy
 @ Catania, Italy: 0-1
 Friedel
 Sanneh (Hejduk)
 Berhalter
 Agoos
 Regis
 Armas
 O'Brien
 Reyna (c) (Lewis)
 Donovan (Wolff)
 Moore (Kirovski)

Feb. 2, 2002
vs. Costa Rica ^
 @ Pasadena, Calif.: 2-0
 Keller
 Hejduk
 Mastroeni
 Agoos-1
 Bocanegra
 Armas
 Jones (c) (West)
 Donovan
 Lewis
 B. McBride (Mathis)
 Wolff-1 (R. Williams)

Jan. 30, 2002
vs. Canada ^
 @ Pasadena, Calif.: 0-0 (4-2 pk)
 Keller
 Hejduk
 Mastroeni
 Agoos (c)
 Bocanegra
 Armas
 Jones (West)
 Donovan
 Lewis (Beasley)
 B. McBride
 Wolff (Mathis)

Jan. 27, 2002
vs. El Salvador ^
 @ Pasadena, Calif.: 4-0
 Keller (c)
 Hejduk
 Mastroeni
 Agoos
 Bocanegra (Beasley)
 Armas
 Jones
 Donovan (Maisonneuve)
 Lewis
 B. McBride-3 (Mathis)
 Razov-1

Jan. 21, 2002
vs. Cuba ^
 @ Pasadena, Calif.: 1-0
 Keller (c)
 Hejduk
 Mastroeni
 Agoos
 Bocanegra
 Armas
 Jones
 Donovan (R. Williams)
 Beasley
 B. McBride-1
 Wolff (Cunningham)

Jan. 19, 2002
vs. Korea Republic ^
 @ Pasadena, Calif.: 2-1
 Keller
 Hejduk
 Califf
 Agoos (c)
 Bocanegra
 Armas
 Lagos (Cunningham)
 Donovan-1
 Lewis (Beasley-1)
 B. McBride
 Razov (Jones)

Dec. 9, 2001
vs. Korea Republic
 @ Seogwipo, Korea: 0-1
 Thornton
 Mastroeni (Mulrooney)
 Llamosa
 Agoos (c)
 Gutierrez (Bocanegra)
 Armas
 Jones (West)
 Lagos
 Donovan
 Wolff (Cunningham)
 B. McBride (Razov)

Nov. 11, 2001
vs. Trinidad & Tobago *
 @ Port of Spain, Trin.: 0-0
 Thornton
 Cherundolo
 Pope
 Agoos
 Vanney
 O'Brien
 D. Beasley (Jones)
 Stewart (c)
 Kirovski
 Donovan (Wolff)
 Moore (Marsch)

Oct. 7, 2001
vs. Jamaica *
 @ Foxborough, Mass.: 2-1
 Friedel
 Sanneh
 Pope
 Agoos
 Regis
 Reyna (c)
 Armas
 O'Brien
 Stewart
 Moore-2 (Jones)
 Donovan

Sept. 5, 2001
vs. Costa Rica *
 @ San Jose, Costa Rica: 0-2
 Friedel
 Agoos
 Pope
 Llamosa
 Vanney (Moore)
 Armas
 R. Williams (Donovan)
 Stewart (c)
 Sanneh
 Kirovski (Radosavljivic)
 Jones

Sept. 1, 2001
vs. Honduras *
 @ Washington, D.C.: 2-3
 Friedel
 Regis (Henderson)
 Agoos
 Pope
 Cherundolo (Radosavljivic)
 Armas
 Sanneh
 Stewart-2 (c)
 Jones
 Kirovski (Moore)
 Donovan

July 1, 2001
vs. Mexico *
 @ Mexico City: 0-1
 Keller
 Cherundolo
 Pope
 Agoos
 Regis
 Armas
 Sanneh
 Stewart (c)
 Moore (Jones)
 Razov-1 (Klein)
 Kirovski (B. McBride)

June 20, 2001
vs. Trinidad & Tobago *
 @ Foxborough, Mass.: 2-0
 Keller
 Cherundolo
 Pope
 Agoos
 Regis
 Armas
 Sanneh
 Stewart-1
 Reyna (c)
 Razov-1 (Moore, O'Brien)
 Kirovski

June 16, 2001
vs. Jamaica *
 @ Kingston, Jamaica: 0-0
 Keller
 Regis
 Agoos
 Llamosa
 Cherundolo
 Armas
 Reyna (c)
 Stewart
 Sanneh (Razov)
 Moore (Kirovski)
 B. McBride (O'Brien)

June 7, 2001
vs. Ecuador
 @ Columbus, Ohio: 0-0
 Friedel
 Petke
 Fraser
 Berhalter (Mastroeni)
 Cherundolo (Thorrington)
 O'Brien
 Sanneh (Enochs, R. Williams)
 Lewis
 Reyna (c)
 Moore
 Kirovski

April 25, 2001
vs. Costa Rica *
 @ Kansas City, Mo.: 1-0
 Keller
 Regis
 Agoos
 Llamosa
 Cherundolo
 Armas
 Stewart
 Reyna (c) (Berhalter)
 Sanneh
 Mathis (Lewis)
 Wolff-1 (Razov)

March 28, 2001
vs. Honduras *
 @ San Pedro Sula, Hon.: 2-1
 Friedel
 Regis
 Agoos
 Llamosa
 Cherundolo
 Armas
 Stewart-1 (c)
 Mathis-1 (Berhalter)
 Jones
 Razov (Jones)
 Wolff (Albright)

March 3, 2001
vs. Brazil
 @ Pasadena, Calif.: 1-2
 Meola (c)
 Vanney
 Pope
 Llamosa
 Hejduk (Sanneh)
 R. Williams (Jones)
 Armas
 Mathis-1
 Convey (Klein)
 Wolff
 Donovan

Feb. 28, 2001
vs. Mexico *
 @ Columbus, Ohio: 2-0
 Friedel
 Regis
 Agoos
 Pope
 Sanneh
 Jones
 Armas
 Reyna (c) (Mathis)
 Stewart-1
 B. McBride (Wolff-1)
 Moore (Llamosa)

Feb. 3, 2001
vs. Colombia
 @ Miami: 0-1
 Meola
 Agoos
 Vanney (R. Williams)
 Pope
 Llamosa (c)
 Beasley (Klein)
 Armas
 Mathis (Wolff)
 Jones
 Reyna (c) (Ramos-1)
 Jones
 Moore-2
 B. McBride-1

Jan. 27, 2001
vs. China PR (OG)
 @ Oakland, Calif.: 2-1
 Meola (c)
 Agoos
 Berhalter (Vanney)
 Pope
 Llamosa
 Beasley
 Armas
 Mathis (Zavagnin)
 Olsen (Klein)
 B. McBride-1 (Albright)
 Donovan

Nov. 15, 2000
vs. Barbados *
 @ Waterford, Barbados: 4-0
 Meola (c)
 Agoos
 Berhalter
 Llamosa
 Armas
 Klein
 Lewis (Jones-1)
 Ramos
 Stewart-1
 Moore (Razov-1)
 Mathis-1 (R. Williams)

Oct. 25, 2000
vs. Mexico
 @ Los Angeles: 2-0
 Meola (c)
 Agoos (c)
 Llamosa
 Vanney
 Zavagnin
 R. Williams (Vagenas)
 Lewis (Albright)
 Henderson (Donovan-1, Convey)
 Mathis
 Wolff-1 (Victorine)
 Albright (Franchino)

Oct. 11, 2000
vs. Costa Rica *
 @ Columbus, Ohio: 0-0
 Keller
 Agoos (c)
 Berhalter
 Llamosa
 Armas
 Dearing
 Jones (Albright)
 Kirovski (Wolff)
 Sanneh (Olsen)
 Razov
 Moore

Sept. 3, 2000
vs. Guatemala *
 @ Washington, D.C.: 1-0
 Keller
 Sanneh (Jones)
 Pope
 Berhalter
 Berhalter
 Regis
 Stewart (Lewis)
 O'Brien
 Reyna (c) (Llamosa)
 Kirovski
 Moore
 B. McBride-1

Aug. 16, 2000
vs. Barbados *
 @ Foxborough, Mass.: 7-0
 Friedel
 Sanneh
 Pope-1 (Lewis)
 Berhalter
 Regis
 Stewart-1
 Jones (O'Brien-1)
 Reyna (c) (Ramos-1)
 Jones
 Moore-2
 B. McBride-1

July 23, 2000 vs. Costa Rica * @ San Jose, Costa Rica: 1-2 Keller Sanneh Vanney Berhalter Regis Jones (Hejduk) Armas Reyna (c) Lewis (Deering) Razov (Kreiss) Stewart-1	July 16, 2000 vs. Guatemala * @ Mazatenango, Guat.: 1-1 Keller Sanneh Pope (Vanney) Fraser Regis Stewart (Hejduk) Armas Reyna (c) Lewis Razov-1 Jones (Ramos)	June 11, 2000 vs. Mexico @ E. Rutherford, N.J.: 3-0 Keller Sanneh Llamosa (Berhalter) Agoos Regis Stewart (Hejduk-1) Armas Reyna (c) O'Brien (Olsen) B. McBride-1 (Razov-1) Jones (Kirovski)	June 6, 2000 vs. Ireland @ Foxborough, Mass.: 1-1 Friedel (c) Hejduk Brown Berhalter Vanney Ralston (Stewart) O'Brien (Reyna) Kirovski Olsen (Sanneh) Kreiss (Jones) Razov-1 (B. McBride)	June 3, 2000 vs. South Africa @ Washington, D.C.: 4-0 Keller Sanneh Llamosa Agoos Regis Stewart-1 (Ralston) Armas Reyna-1 (c) Lewis (Olsen) Jones-2 (Kreiss) B. McBride (Razov)	April 26, 2000 vs. Russia @ Moscow, Russia: 0-2 Keller Hejduk (West) Fraser Berhalter Regis Jones Armas (Deering) Reyna (c) Sanneh Lewis (Kreiss) B. McBride
March 12, 2000 vs. Tunisia @ Birmingham, Ala.: 1-1 Meola Llamosa Fraser Regis Jones (c) (Olsen-1) Armas O'Brien Deering Lewis (Albright) B. McBride Kreiss	Feb. 19, 2000 vs. Colombia ^ @ Miami: 2-2 (1-2 pk) Friedel Agoos Pope Vanney Jones (Olsen) Armas-1 Reyna (c) Kirovski (R. Williams) Lewis Wynalda B. McBride-1 (Brown)	Feb. 16, 2000 vs. Peru ^ @ Miami: 1-0 Friedel Vanney Llamosa Brown Jones-1 (Olsen) Armas Reyna (c) Kirovski Lewis Wynalda (Brown) B. McBride (Razov)	Feb. 12, 2000 vs. Haiti ^ @ Miami: 3-0 Friedel Agoos Fraser Brown Olsen Armas Reyna (c) Kirovski-1 Lewis Wynalda-1 (R. Williams) Jones-1	Jan. 29, 2000 vs. Chile @ Coquimbo, Chile: 2-1 Meola Brown Pope Vanney R. Williams (Harkes) Armas (c) Lewis-1 Olsen (Jones-1) Kirovski (Deering) Wynalda (Lassiter) Razov	Jan. 16, 2000 vs. Iran @ Pasadena: 1-1 Friedel Hejduk Llamosa Agoos Balboa Sanneh (Olsen) Armas-1 Reyna (c) Lewis (Kirovski) Jones B. McBride
Nov. 17, 1999 vs. Morocco @ Marrakech, Morocco: 1-2 Keller (c) (Friedel) Regis Berhalter Brown Hejduk Deering Armas Reyna Kirovski Moore (Ralston) Wynalda-1 (Kreiss)	Sept. 8, 1999 vs. Jamaica @ Kingston, Jamaica: 2-2 Thornton (Hartman) Vanney Pope (C. McCarty) Cullen Cherundolo Lewis R. Williams (c) Olsen H. Gutierrez (Albright-1) Kreiss-1 (Wolff, Walsh) B. McBride (Razov)	Aug. 3, 1999 vs. Saudi Arabia # @ Guadalajara, Mex.: 2-0 Thornton (Friedel) Berhalter (Fraser) Balboa Brown Hejduk McKeon Lewis Olsen Kirovski (R. Williams) Bravo-1 (C. Jones) B. McBride-1	Aug. 1, 1999 vs. Mexico # @ Mexico City, Mex.: 0-1 ot Keller (c) Agoos Berhalter Brown Hejduk R. Williams Harkes Lewis Stewart C. Jones Kirovski B. McBride (Lewis)	July 30, 1999 vs. Germany # @ Guadalajara, Mex.: 2-0 Friedel (c) Agoos Balboa Brown Hejduk McKeon R. Williams Lewis Olsen-1 (Stewart) Moore-1 (Kirovski) Bravo (B. McBride)	July 28, 1999 vs. Brazil # @ Guadalajara, Mex.: 0-1 Keller (c) Agoos Llamosa (Lewis) Fraser Hejduk Berhalter Harkes (Moore) Stewart C. Jones Kirovski B. McBride
July 24, 1999 vs. New Zealand # @ Guadalajara, Mex.: 2-1 Keller (c) Agoos Llamosa Fraser R. Williams Harkes Lewis (Hejduk) Stewart (Olsen) Kirovski-1 C. Jones (Moore) B. McBride-1	June 13, 1999 vs. Argentina @ Washington, D.C.: 1-0 Keller Fraser (Berhalter) Agoos Brown Lewis (Moore-1) Armas Reyna (c) Sanneh Kirovski C. Jones (Lassiter) Stewart	March 13, 1999 vs. Mexico @ San Diego, Calif.: 1-2 Meola (c) (Thornton) Agoos Regis Fraser Lewis (Olsen) Lewis (Mathis) Armas Kirovski Hejduk-1 C. Jones B. McBride	March 11, 1999 vs. Guatemala @ Los Angeles, Calif.: 3-1 Thornton Llamosa Agoos (c) Brown Lewis R. Williams Moore-1 Olsen (Hejduk-1) Kirovski Razov (Armas) B. McBride-1	Feb. 21, 1999 vs. Chile @ Ft. Lauderdale, Fla.: 2-1 Thornton (Presthus) Dooley (c) Fraser Brown Llamosa Lewis-1 Armas R. Williams (Cullen) Olsen-1 Deering (Mathis) Lassiter (Razov) B. McBride	Feb. 6, 1999 vs. Germany @ Jacksonville, Fla.: 3-0 Meola (c) Fraser Agoos Brown Lewis (Hejduk) Armas Reyna-1 Sanneh-1 Kirovski-1 (Moore) C. Jones (Lassiter) B. McBride
Jan. 25, 1999 vs. Bolivia @ Santa Cruz, Bolivia: 0-0 Meola Fraser Agoos Pope (Brown) Lewis (Baba) Armas Reyna (c) C. Jones Kirovski Moore (Lassiter) B. McBride	Nov. 6, 1998 vs. Australia @ San Jose: 0-0 Thornton Agoos Llamosa Pope R. Williams (Armas) Lewis (Olsen) Moore Mathis (Chung) C. Jones (c) Lassiter (Brown) B. McBride	June 25, 1998 vs. Yugoslavia ** @ Nantes: 0-1 Friedel Burns Dooley (c) (Balboa) Regis Maisonneuve C. Jones Reyna Moore (Radosavljevic) Stewart Hejduk (Wynalda) B. McBride	June 21, 1998 vs. Iran ** @ Lyon: 1-2 Keller Dooley (c) (Maisonneuve) Regis Pope Moore Hejduk Reyna Ramos (Stewart) C. Jones Wegerle (Radosavljevic) B. McBride-1	June 15, 1998 vs. Germany ** @ Paris: 0-2 Keller Dooley (c) Regis Pope Deering (Ramos) Maisonneuve Burns (Hejduk) Reyna Stewart C. Jones Wynalda (Wegerle)	May 30, 1998 vs. Scotland @ Washington, D.C.: 0-0 Keller Moore Dooley (c) Burns Regis Ramos (Radosavljevic) Moore (Agoos) Deering Stewart (Lalas) C. Jones Wegerle (Wynalda)
May 24, 1998 vs. Kuwait @ Portland.: 2-0 Keller Pope Dooley (c) Burns Regis Maisonneuve (Ramos-1) Deering Reyna (Moore) Stewart-1 (Radosavljevic) Agoos Wegerle (Wynalda)	May 16, 1998 vs. FYR of Macedonia @ San Jose: 0-0 Keller Pope Dooley (c) Burns C. Jones Maisonneuve Deering Moore Ramos (Radosavljevic) Agos B. McBride (Wegerle)	April 22, 1998 vs. Austria @ Vienna: 3-0 Keller Burns Dooley (c) Pope C. Jones Reyna-1 (Wegerle) Deering Maisonneuve (Radosavljevic) Hejduk-1 (O'Brien) Stewart Wagner (B. McBride-1)	March 14, 1998 vs. Paraguay @ San Diego: 2-2 Sommer Burns Lalas Balboa-1 (c) Vanney Hejduk Sorber (Moore) Deering-1 C. Jones Wagner (Maisonneuve) Wynalda (Radosavljevic)	Feb. 25, 1998 vs. Belgium @ Brussels: 0-2 Keller Burns Lalas Balboa Agoos Stewart Harkes (c) Reyna C. Jones (Henderson) Lassiter (Radosavljevic) Wynalda (B. McBride)	Feb. 21, 1998 vs. Netherlands @ Miami: 0-2 Keller Burns Dooley (c) Burns Agoos Harkes (c) Kirovski (Wynalda) Reyna Dooley Stewart Wegerle (C. Jones) Radosavljevic (Lassiter)
Feb. 15, 1998 vs. Mexico ^ @ Los Angeles: 0-1 Keller Burns Lalas (B. McBride) Pope Agoos Hejduk (Reyna) Harkes (c) Moore C. Jones Wynalda Wegerle (Radosavljevic)	Feb. 10, 1998 vs. Brazil ^ @ Los Angeles: 1-0 Keller Burns Lalas Pope Agoos Hejduk Harkes (c) Moore C. Jones Wynalda (B. McBride) Wegerle (Radosavljevic-1)	Feb. 7, 1998 vs. Costa Rica ^ @ Oakland: 2-1 Friedel Agoos Balboa (Radosavljevic-1) Lalas Pope-1 (Burns) Hejduk Harkes (c) C. Jones Moore Wynalda Wegerle (B. McBride)	Feb. 1, 1998 vs. Cuba ^ @ Oakland: 3-0 Friedel Burns Berhalter (Dooley) Pope Agoos Hejduk Harkes (c) Moore-1 C. Jones (Henderson) Wynalda-1 Wegerle-1 (Radosavljevic)	Jan. 24, 1998 vs. Sweden @ Orlando: 1-0 Friedel Burns Berhalter Pope Agoos Stewart Harkes (c) Reyna C. Jones (Wynalda) Moore (Lassiter) Wegerle-1 (Radosavljevic)	Nov. 16, 1997 vs. El Salvador * @ Foxborough, Mass.: 4-2 Friedel (Sommer) Vermes Caligiuri Agoos Vasquez (Sorber) Dooley Harkes (c) C. Jones Henderson-1 (Maisonneuve) Radosavljevic-1 B. McBride-2

Nov. 9, 1997
vs. **Canada ***
@ Vancouver: 3-0
Friedel
Pope
Balboa
Lalas
Burns
Wynalda (C. Jones)
Dooley (c)
Reyna-1
Reyna-1
Radosavljevic (Stewart)
J. M. Moore
Wegerle-2

Nov. 2, 1997
vs. **Mexico ***
@ Mexico City: 0-0
Friedel
Pope
Balboa
Lalas
Agoos
C. Jones (Henderson)
Dooley
Harkes (c)
Wynalda (Burns)
J. M. Moore
Wegerle (Vasquez)

Oct. 3, 1997
vs. **Jamaica ***
@ Washington, D.C.: 1-1
Keller
Pope (Burns)
Dooley
Balboa
C. Jones (Radosavljevic)
Sorber (Agoos)
Reyna
Ramos
Harkes (c)
Stewart
Wynalda-1

Sept. 7, 1997
vs. **Costa Rica ***
@ Portland, Ore.: 1-0
Keller (c)
Pope
Balboa
Dooley
Agoos
Stewart
Reyna (Burns)
Sorber
Ramos-1
Wegerle (Radosavljevic)
Lassiter (C. Jones)

Aug. 7, 1997
vs. **Ecuador ***
@ Baltimore: 0-1
Friedel
Vannoy
Fraser
Dooley (c)
Sanitel
Maisonneuve (Ralston)
Vasquez
Chung (Henderson)
Ramos
Radosavljevic
Lassiter (Hejduk)

June 29, 1997
vs. **El Salvador ***
Friedel
Pope
Balboa
Lalas
Agoos
C. Jones
Harkes (c)
Sorber
Stewart (M. Mason)
Wagner (Lassiter-1)
Kirovski (Reyna)

June 17, 1997
vs. **Israel**
@ Jacksonville, Fla.: 2-1
Friedel (Sommer)
Burns
Pope
Lalas-1
Agoos (Chronopoulos)
C. Jones (M. Mason)
Sorber
Harkes (c)
Deering (Kirovski-1)
Wagner (Lassiter)
Wynalda

June 4, 1997
vs. **Paraguay**
@ St. Louis: 0-0
Friedel
Burns
Balboa
Lalas
Agoos
M. Mason (Washington)
Sorber
Brose (Maisonneuve)
Harkes (c)
Vasquez
Wynalda

April 20, 1997
vs. **Mexico * (OG)**
@ Foxborough, Mass.: 2-2
Keller
Pope-1
Balboa
Lalas (M. Mason)
Agoos
Harkes (c)
Sorber
Dooley (Wagner)
Stewart
Reyna
Wynalda

March 23, 1997
vs. **Costa Rica ***
@ San Jose, CR: 2-3
Keller
Dooley
Pope (Burns)
Lalas
Agoos
Sanneh
Reyna (Vermes)
Harkes (c)
C. Jones
Wagner (Lassiter-1)
Wynalda-1

March 16, 1997
vs. **Canada ***
@ Palo Alto, Calif.: 3-0
Keller
Balboa
Lalas
Pope-1
Agoos
Dooley
Reyna (Sorber)
Harkes (c) (M.deMason)
Stewart-1
Wagner
Wynalda-1

March 2, 1997
vs. **Jamaica ***
@ Kingston: 0-0
Keller
Dooley
Burns
Lalas
Agoos
Reyna (Sorber)
Harkes (c)
Stewart
C. Jones
B. McBride (Lassiter)
Wynalda

Feb. 1, 1997
vs. **China**
@ Guangzhou, China: 1-1
Dodd
Burns
Lalas-1
Balboa
Corrales
C. Jones
Vasquez (Kreis)
Wynalda (c)
Sanneh
B. McBride
Lassiter

Jan. 29, 1997
vs. **China**
@ Kunming, China: 1-2
Dodd
Burns
Calichman (Lalas)
Balboa
Pittman (Corrales)
Ralston (Sanneh)
Kreis (Lassiter)
Vasquez
Joseph (C. Jones)
B. McBride
Wynalda-1 (c)

Jan. 22, 1997
vs. **Denmark**
@ Pasadena, Calif.: 1-4
Friedel (Dodd)
Lalas
Calichman
Agoos (c)
Ralston (Kreis)
Burns
Reyna
J. M. Moore-1
C. Jones
Lassiter (B. McBride)
Kirovski (Radosavljevic)

Jan. 19, 1997
vs. **Mexico**
@ Pasadena, Calif.: 0-2
Friedel
Lalas
Agoos (c)
Burns
Vasquez (Radosavljevic)
Kreis (Hejduk)
Reyna
J. M. Moore
C. Jones
B. McBride (Lassiter)
Kirovski (Calichman)

Jan. 17, 1997
vs. **Peru**
@ San Diego, Calif.: 0-1
Friedel
Lalas
Agoos (c)
Burns
Ralston (Kirovski)
Reyna
Radosavljevic (C. Jones)
J. M. Moore
Hejduk (Kreis)
B. McBride
Lassiter

Dec. 21, 1996
vs. **Guatemala ***
@ San Salvador: 2-2
Friedel
Agoos (c)
Pope (Vannoy)
Vasquez
Burns
Reyna (J. M. Moore)
Kirovski
Kreis
Hejduk-1 (Joseph)
Radosavljevic-1
B. McBride (J. M. Moore)

Dec. 14, 1996
vs. **Costa Rica ***
@ Palo Alto, Calif.: 2-1
Friedel
Agoos
Pope
Lalas
Burns
Reyna (J. M. Moore)
Stewart
Harkes (c)
C. Jones (Kirovski)
Lassiter-1
B. McBride-1

Dec. 1, 1996
vs. **Costa Rica ***
@ San Jose: 1-2
Friedel
Caligiuri
Pope
Lalas
Harkes (c)
Reyna
Stewart
C. Jones-1
Radosavljevic (Burns)
J. M. Moore (B. McBride)
Wynalda

Nov. 24, 1996
vs. **Trinidad & Tobago ***
@ Port of Spain: 1-0
Keller
Dooley (Caligiuri)
Pope
Lalas
Harkes (c)
Reyna
Agoos
Ramos (Burns)
Stewart
J. M. Moore-1
Wynalda (C. Jones)

Nov. 10, 1996
vs. **Trinidad & Tobago ***
@ Richmond, Va.: 2-0
Keller
Dooley-1
Pope
Lalas
Harkes (c)
Reyna
Agoos
Ramos
Stewart
Moore (Radosavljevic)
Wynalda-1 (C. Jones)

Nov. 3, 1996
vs. **Guatemala ***
@ Washington, D.C.: 2-0
Keller
Dooley (Burns)
Agoos
Lalas
Harkes (c)
Reyna (B. McBride-1)
Ramos
C. Jones (Radosavljevic)
Stewart
J. M. Moore
Wynalda-1

Oct. 16, 1996
vs. **Peru**
@ Lima: 1-4
Dodd (c)
Martin
Lozzano
Ianni
Ibsen
Lewis
Flores (Leonetti)
Brose-1
Benedetti (Corrales)
Harbor (Cozier)
Eck (Holcozer)

Aug. 30, 1996
vs. **El Salvador**
@ Los Angeles: 3-1
Friedel
Agoos
Lalas
Caligiuri
Harkes (c) (Sorber)
J. M. Moore-2
Ramos
Kreis (Lassiter)
C. Jones (Joseph)
Wagner (B. McBride)
Wynalda-1 (Hejduk)

June 16, 1996
vs. **Mexico**
@ Pasadena, Calif.: 2-2
Friedel
Balboa
Lalas
Burns (Sorber)
Caligiuri
C. Jones
Harkes (c)
Dooley-1
Ramos
Reyna
Wynalda-1 (B. McBride)

June 12, 1996
vs. **Bolivia**
@ Washington, D.C.: 0-2
Friedel
Balboa
Lalas
Burns
Agoos (Lassiter)
C. Jones
Harkes (c)
Reyna
Ramos
Kirovski (Dooley)
Wynalda

June 9, 1996
vs. **Ireland**
@ Foxborough, Mass.: 2-1
Friedel
Dooley
Balboa
Lalas
Burns
Agoos
C. Jones
Harkes (c)
Reyna-1 (Kirovski)
Ramos-1 (Lassiter)
Wynalda (Caligiuri)

May 26, 1996
vs. **Scotland**
@ New Britain, Conn.: 2-1
Sommer
Balboa
Lalas
Burns
Agoos
C. Jones-1
Harkes (c)
Reyna (B. McBride)
Dooley (Kirovski)
Ramos
Wynalda-1

Jan. 21, 1996
vs. **Guatemala ^**
@ Los Angeles: 3-0
Keller
Balboa (c)
Agoos-1
Lalas
Reyna
Burns
C. Jones
Harkes (Caligiuri)
Ramos (Lassiter)
J. M. Moore
Wynalda-1 (Kirovski-1)

Jan. 18, 1996
vs. **Brazil ^**
@ Los Angeles: 0-1
Keller
Balboa (c)
Agoos (Lassiter)
Lalas
Dooley (Reyna)
Burns
C. Jones
Harkes
Ramos
J. M. Moore
Wynalda

Jan. 16, 1996
vs. **El Salvador ^**
@ Anaheim, Calif.: 2-0
Keller
Balboa-1 (c)
Agoos
Lalas
Dooley (Caligiuri)
Burns
C. Jones
Harkes (Reyna)
Ramos
J. M. Moore
Wynalda-1 (Kirovski)

Jan. 13, 1996
vs. **Trinidad & Tobago ^**
@ Anaheim, Calif.: 3-2
Keller
Balboa (c)
Caligiuri
Lalas
Agoos
Sorber (Burns)
Reyna
Jones
Ramos
Moore-1 (Lassiter)
Wynalda-2

Oct. 8, 1995
vs. **Saudi Arabia**
@ Washington, D.C.: 4-3
Friedel (Sommer)
Agoos
Burns
Caligiuri (c)
Lalas-1
Trittschuh
J.M. Moore-1
Ramos-1 (Klopas)
Reyna
Sorber
Wegerle (Lassiter-1)

Aug. 16, 1995
vs. **Sweden**
@ Norrkoping, Sweden: 0-1
Friedel (c)
Caligiuri
Lapper
Burns
Lalas
Pittman
Agoos
Reyna
J. M. Moore
Klopas (Lassiter)
Wegerle (Kirovski)

July 22, 1995
vs. **Colombia @**
@ Maldonado, Uruguay: 1-4
Keller
Caligiuri (c)
Lapper
Lalas
Burns (C. Jones)
Sorber (Ramos)
Reyna
Stewart
J. M. Moore-1
Kirovski (Kerr)
Klopas

July 20, 1995
vs. **Brazil @**
@ Maldonado, Uruguay: 0-1
Friedel
Burns
Lalas
Caligiuri
Dooley
Harkes (c)
C. Jones (Klopas)
Ramos
Stewart
Wynalda (Sorber)
J.M. Moore

July 17, 1995
vs. **Mexico (4-1pk) @**
@ Paysandu, Uruguay: 0-0
Friedel
Burns
Lalas
Caligiuri
Dooley
Harkes (c)
C. Jones (Ramos)
Stewart
Reyna (Sorber)
Wynalda
J.M. Moore

July 14, 1995
vs. **Argentina @**
@ Paysandu, Uruguay: 3-0
Keller
Balboa (c) (Burns)
Lalas-1
Caligiuri
Dooley
Harkes
C. Jones
Stewart
Klopas-1 (Ramos)
Wynalda-1
J. M. Moore

July 11, 1995
vs. **Bolivia @**
@ Paysandu, Uruguay: 0-1
Friedel
Balboa (c)
Lalas
Caligiuri
Burns (Ramos)
Dooley
Harkes
Sorber (C. Jones)
Stewart
Klopas (Reyna)
Wynalda

July 8, 1995
vs. **Chile @**
@ Paysandu, Uruguay: 2-1
Keller
Balboa (c)
Lalas-1
Caligiuri
Burns
Dooley
Harkes
Sorber (C. Jones)
Stewart
Reyna (J. M. Moore)
Wynalda-2 (Ramos)

June 25, 1995
vs. **Colombia @**
@ Piscataway, N.J.: 0-0
Lapper
Balboa
Lalas
Dooley (Henderson)
Caligiuri (Bliss)
Burns
Harkes (c)
Sorber
Reyna (Kirovski)
Klopas (C. Jones)
Wynalda

June 18, 1995 vs. Mexico @ Washington, D.C.: 4-0 Keller Balboa (c) Lalas Dooley-1 Caligiuri Burns Harkes-1 Sorber Reyna-1 (Ramos) Wegerle-1 (C. Jones) Wynalda (Kerr)	June 11, 1995 vs. Nigeria @ Foxborough, Mass.: 3-2 Friedel Balboa-1 (c) Dooley Bliss (Lalás) Caligiuri Burns Harkes-1 Sorber Stewart (Kirovski) Klopas Wegerle (C. Jones-1)	May 28, 1995 vs. Costa Rica @ Tampa: 1-2 Friedel Dooley Lapper (Bliss) Agoos (Kirovski) Caligiuri-1 (c) C. Jones Burns Reyna Henderson Kerr (Quesada) Wegerle	April 22, 1995 vs. Belgium @ Brussels: 0-1 Friedel Lapper Caligiuri (c) Agoos Ibsen C. Jones Kerr (Lozzano) Burns (Bravo) Klopas (Kirovski, Salcedo) Wynalda (Berhalter) Stewart	March 25, 1995 vs. Uruguay @ Dallas: 2-2 Sommer Agoos Caligiuri Lalas (c) Lozzano (Ibsen) Burns Deering (Razov) C. Jones Kerr-1 Kirovski Stewart-1	Dec. 11, 1994 vs. Honduras @ Fullerton, Calif.: 1-1 Hahnemann Balboa (c) Doyle Agoos Caligiuri (Ibsen) Burns (Bravo) Sorber Michallik (Lozzano) Henderson Dunn (Vargas) Kirovski-1
Nov. 22, 1994 vs. Jamaica @ Kingston: 3-0 Hahnemann (Thornton) Balboa (c) (J. Salcedo) Doyle Agoos Caligiuri (Ibsen) Burns Sorber Michallik Lozzano Klopas-2 (Vargas) Kirovski-1 (Dunn)	Nov. 19, 1994 vs. Trinidad and Tobago @ Port of Spain: 0-1 Hahnemann Balboa (c) Doyle Agoos Lozzano (Vargas) Caligiuri (Ibsen) Burns Harkes (J. Salcedo) Sorber Michallik Kirovski (Dunn)	Oct. 19, 1994 vs. Saudi Arabia @ Dhahran: 1-2 Friedel (Sommer) Balboa (c) Doyle (Berhalter) Agoos Lozzano (Ligeon) Sorber Reyna C. Jones Michallik (Deering) Kirovski (Kirovski) Kerr	Sept. 7, 1994 vs. England @ London: 0-2 Friedel (Sommer) Agoos (Lapper) Balboa Lalas Caligiuri Dooley (c) C. Jones Sorber Reyna (J. M. Moore) Kierz (Wynalda) Stewart (Klopas)	July 4, 1994 vs. Brazil ** @ Palo Alto, Calif.: 0-1 Meola (c) Dooley Balboa Caligiuri Clavijo Lalas Perez (Wegerle) Ramos (Wynalda) Sorber C. Jones Stewart	June 26, 1994 vs. Romania ** @ Pasadena, Calif.: 0-1 Meola (c) Dooley Balboa Caligiuri Clavijo Lalas Harkes Ramos (C. Jones) Sorber (Wegerle) Stewart Wynalda
June 22, 1994 vs. Colombia ** (OG) @ Pasadena, Calif.: 2-1 Meola (c) Clavijo Balboa Caligiuri Lalas Ramos Harkes Dooley Sorber Wynalda (Wegerle) Stewart-1 (C. Jones)	June 18, 1994 vs. Switzerland ** @ Pontiac, Mich.: 1-1 Meola (c) Balboa Caligiuri Kooiman Lalas Harkes Sorber Ramos Sorber Wynalda-1 (Wegerle) Stewart (C. Jones)	June 4, 1994 vs. Mexico @ Pasadena, Calif.: 1-0 Meola (c) Dooley Lalas Caligiuri Kooiman Burns Sorber Reyna (C. Jones) Ramos Perez (Wegerle-1, J.M. Moore) Klopas (Wynalda)	May 28, 1994 vs. Greece @ New Haven, Conn.: 1-1 Friedel Balboa Lalas Caligiuri Burns Sorber Dooley (c) Reyna (Wegerle) Ramos Perez (Wynalda) Klopas-1 (Stewart)	May 25, 1994 vs. Saudi Arabia @ Piscataway, N.J.: 0-0 Meola (c) Balboa Lalas Bliss (Sorber) Caligiuri Burns Dooley Reyna (Wegerle) C. Jones (Ramos) Perez (Wynalda) Stewart (Stewart)	May 15, 1994 vs. Armenia @ Fullerton, Calif.: 1-0 Meola (c) Balboa Lalas Caligiuri Burns Dooley (Sorber) Reyna C. Jones (J. M. Moore) Kinner (Henderson) Perez Klopas-1
May 7, 1994 vs. Estonia @ Fullerton, Calif.: 4-0 Friedel Balboa-1 (c) Lalas (Lapper) Armstrong Agoos Burns Reyna-1 Henderson (Kinnear) C. Jones (Michallik) Perez Klopas-1 (J.M. Moore-1)	April 30, 1994 vs. Chile @ Albuquerque, N.M.: 0-2 Meola (c) Balboa (Reyna) Clavijo Caligiuri Burns Dooley Quinn Michallik (Sorber) C. Jones Perez (Kinnear) Klopas (Henderson)	April 24, 1994 vs. Iceland @ San Diego: 1-2 Friedel Balboa (Kinnear) Lalas Agoos (Caligiuri) Sorber Dooley (c) Quinn Reyna C. Jones Klopas-1	April 20, 1994 vs. Moldova @ Davidson, N.C.: 3-0 Meola (c) Balboa (Dooley) Lapper-1 Armstrong Michallik (Henderson) Agoos Quinn Burns (Sorber) C. Jones Reyna-1 (Kinnear) Klopas-1 (Vermes)	April 16, 1994 vs. Moldova @ Jacksonville, Fla.: 1-1 Friedel Balboa Lalas Caligiuri Clavijo Dooley (c) (Burns) Henderson (Michallik) C. Jones Kinnear (Reyna)	March 26, 1994 vs. Bolivia @ Dallas: 2-2 Meola (c) Balboa Lalas Armstrong Agoos (Caligiuri) Burns Dooley Henderson C. Jones Perez-2 (Michallik) Vermes (Reyna)
March 12, 1994 vs. Korea Republic @ Fullerton, Calif.: 1-1 Friedel Balboa-1 Lalas Armstrong (Agoos) Caligiuri (Clavijo) Burns Dooley (c) Henderson C. Jones Perez (Quinn) Klopas (Reyna)	Feb. 20, 1994 vs. Sweden @ Miami: 1-3 Friedel Balboa (Caligiuri) Armstrong Lapper (Quinn) Lalas Burns Dooley (c) Michallik (Reyna) C. Jones Perez-1 J. M. Moore (Klopas)	Feb. 18, 1994 vs. Bolivia @ Miami: 1-1 Meola (c) Balboa Armstrong (Caligiuri) Lapper Lalas Quinn (Burns) Dooley Henderson (Reyna) C. Jones-1 Perez J. M. Moore (Klopas)	Feb. 13, 1994 vs. Romania @ Hong Kong: 1-2 Meola (c) Balboa-1 Lapper Armstrong Lalas Quinn (Quinn) Burns Henderson C. Jones Perez J. M. Moore (Michallik)	Feb. 10, 1994 vs. Denmark @ Hong Kong: 0-0 (2-4 pk) Friedel Armstrong Lapper Lalas Agoos Burns Dooley (c) (Quinn) Henderson C. Jones (Reyna) Kinnear J. M. Moore (Perez)	Jan. 29, 1994 vs. Russia @ Seattle: 1-1 Meola (c) Armstrong Lapper Lalas-1 Agoos Burns Dooley (Quinn) Henderson C. Jones (Chung) Kinnear J. M. Moore (Reyna)
Jan. 22, 1994 vs. Switzerland (OG) @ Fullerton, Calif.: 1-1 Friedel Armstrong Lapper (Balboa) Lalas Caligiuri Sorber (Burns) Dooley (c) Michallik (Brose) C. Jones Perez (Reyna) J. M. Moore (Vermes)	Jan. 15, 1994 vs. Norway @ Tempe, Ariz.: 2-1 Meola (c) Armstrong (Balboa-1) Lapper Agoos (Burns) Sorber (Clavijo) Dooley Henderson (Brose) C. Jones-1 Kinnear (Reyna) J. M. Moore	Dec. 18, 1993 vs. Germany @ Palo Alto, Calif.: 0-3 Friedel Armstrong Lapper Lalas Agoos (Bliss) Sorber Dooley (c) J. M. Moore (Kinnear) C. Jones Perez (Deering) Stewart	Dec. 5, 1993 vs. El Salvador @ Los Angeles: 7-0 Meola Dooley (Balboa) Lapper (Caligiuri) Agoos (Santel) Lalas Sorber Kinnear-2 (Chung) Henderson Michallik Perez-1 (c) J. M. Moore-4	Nov. 14, 1993 vs. Cayman Islands @ Mission Viejo, Calif.: 8-1 Friedel Armstrong Lapper Agoos-1 (T. Martin) Lalas Sorber (K. Smith) Kinnear-2 (Santel-1) Henderson (Michallik) C. Jones Perez (c) (Chung-2) J. M. Moore-2	Nov. 7, 1993 vs. Jamaica @ Fullerton, Calif.: 1-0 Meola (c) Armstrong Lapper Agoos (Michallik) Lalas-1 Dooley Sorber (Chung) J. M. Moore Henderson (Santel) Perez (Kinnear) Washington (Quinn)
Oct. 23, 1993 vs. Ukraine @ Bethlehem, Pa.: 0-1 Friedel Armstrong Lapper Agoos Lalas Dooley (c) Santel (Washington) Sorber J. M. Moore Perez (Chung) C. Jones	Oct. 16, 1993 vs. Ukraine @ High Point, N.C.: 1-2 Meola (c) Armstrong Lapper Caligiuri Clavijo Quinn Michallik Kinnear (Washington) Perez-1 (Chung) Vermes	Oct. 13, 1993 vs. Mexico @ Washington, D.C.: 1-1 Friedel Armstrong Kooiman Lalas Agoos Dooley (c) Sorber C. Jones-1 J. M. Moore (Chung) Perez (Deering) Stewart	Sept. 8, 1993 vs. Norway @ Oslo: 0-1 Friedel Armstrong Lapper Agoos Lalas Dooley (c) Sorber C. Jones Wynalda (J. M. Moore) Perez (Chung) Wegerle	Aug. 31, 1993 vs. Iceland @ Reykjavik: 1-0 Friedel Armstrong Lapper Lalas Agoos Dooley (c) Sorber Henderson (J. M. Moore) C. Jones Perez (Chung) Stewart-1	July 25, 1993 vs. Mexico ^ @ Mexico City: 0-4 Meola (c) Armstrong Doyle Kooiman Lalas Dooley Harkes Henderson C. Jones (Kinnear) Wegerle (J. M. Moore) Wynalda

ALL-TIME RESULTS AND LINEUPS

81

U.S. MNT
MNT HISTORY
WORLD CUP HISTORY
PROGRAMS
COMPETITIONS
U.S. HISTORY & INFO

July 21, 1993
vs. Costa Rica ^
@ Dallas: 1-0 ot
Meola (c)
Armstrong
Kooiman-1
Clavijo (C. Jones)
Lalas
Dooley
Henderson
Harkes
Ramos
Wegerle
Wynalda

July 17, 1993
vs. Honduras ^
@ Dallas: 1-0
Meola (c)
Armstrong
Kooiman
Clavijo
Lalas-1
Dooley-1
Harkes
Henderson
Ramos
Wegerle
Wynalda (J. M. Moore)

July 14, 1993
vs. Panama ^
@ Dallas: 2-1
Meola (c)
Armstrong
Kooiman
Clavijo
Lalas
Dooley-1
Henderson
C. Jones
Ramos
Wynalda-1
Vermes (Wegerle, Kinnear)

July 10, 1993
vs. Jamaica ^
@ Dallas: 1-0
Meola (c)
Armstrong
Kooiman
Clavijo
Lalas (Lalas)
Dooley
Henderson
C. Jones
Ramos
Wegerle
Wynalda-1 (Kinnear)

June 22, 1993
vs. Venezuela @
@ Quito, Ecuador: 3-3
Friedel
Kooiman
Doyle-1
Clavijo
Caligiuri
Lalas
Henderson-1
C. Jones (B. Murray)
Ramos (c)
Kinnear-1 (Harbor)
Vermes

June 19, 1993
vs. Ecuador @
@ Quito, Ecuador: 0-2
Friedel
Kooiman
Lapper
Doyle
Clavijo
Agos
Lalas
C. Jones
Henderson (Kinnear)
Ramos (c)
B. Murray (Harbor)

June 16, 1993
vs. Uruguay @
@ Ambato, Ecuador: 0-1
Friedel
Armstrong (Agos)
Lapper
Kooiman
Clavijo
Caligiuri
Lalas
C. Jones
B. Woodring (B. Murray)
Ramos (c)
Harbor

June 13, 1993
vs. Germany
@ Chicago: 3-4
Meola (c)
Armstrong
Doyle
Lapper
Agos (Lalas)
Dooley-2
Harkes
Ramos (C. Jones)
Wegerle
Wynalda (Stewart-1)

June 9, 1993
vs. England
@ Foxborough, Mass.: 2-0
Meola (c)
Armstrong
Doyle
Lapper
Clavijo
Agos
Dooley-1 (Lalas-1)
Harkes
Ramos (C. Jones)
Wegerle
Wynalda (Stewart)

June 6, 1993
vs. Brazil
@ New Haven, Conn.: 0-2
Meola (c)
Armstrong
Doyle
Lapper
Clavijo
Harkes
Henderson (B. Woodring)
B. Murray (C. Jones)
Wegerle
Harbor (Stewart)

May 26, 1993
vs. Peru
@ Mission Viejo, Calif.: 0-0
Meola (c)
Armstrong
Kooiman
Clavijo
Caligiuri (Agos)
Quinn (Lalas)
Henderson
B. Murray (C. Jones)
J. M. Moore (Chung)
Kinnear
Wegerle

May 23, 1993
vs. Bolivia
@ Fullerton, Calif.: 0-0
Friedel
Armstrong
Lapper
Clavijo
Caligiuri
Quinn (Lalas)
Henderson
B. Murray (C. Jones)
J. M. Moore
Kinnear (Chung)
Vermes (c)

May 8, 1993
vs. Colombia
@ Miami: 1-2
Meola (c)
Armstrong (Michallik)
Doyle
Lapper
Agos
Clavijo
Lalas-1
Henderson
B. Murray (C. Jones)
Kinnear (J. M. Moore)
Vermes (Harbor)

April 17, 1993
vs. Iceland
@ Costa Mesa, Calif.: 1-1
Meola (c)
Balboa (Armstrong)
Doyle
Clavijo (J. M. Moore)
Caligiuri
Quinn
Henderson (Allnutt, Vermes-1)
Chung
C. Jones
Kinnear
Harbor

April 9, 1993
vs. Saudi Arabia
@ Riyadh: 2-0
Friedel
Balboa (c)
Lalas
Lapper
Agos (Caligiuri)
Clavijo
Quinn (Michallik-1)
Henderson (J. M. Moore-1)
B. Murray (Jones, Kinnear)
Perez
Harbor (Vermes)

March 25, 1993
vs. Honduras
@ Tegucigalpa: 1-4
Friedel
Lalas
Lapper
Agos (Eichmann)
Allnutt-1
Sorber
Henderson (c) (Gionbalaj)
Chung (B. McBride)
J. M. Moore
C. Jones (Prampin)
Ervine

March 23, 1993
vs. El Salvador
@ San Salvador: 2-2
Stanicic
Imier (Allnutt-1)
Lapper
Agos
Lalas
Sorber (Eichmann)
Henderson (c)
Chung
J. M. Moore
C. Jones-1 (Prampin)
Gjonbalaj (Ervine)

March 14, 1993
vs. Japan
@ Tokyo: 1-3
Meola (c)
Balboa
Lapper
Clavijo
Caligiuri
Doyle
Quinn (Armstrong)
Henderson
B. Murray (C. Jones)
Perez-1
Harbor

March 10, 1993
vs. Hungary
@ Nagoya, Japan: 0-0
Friedel
Balboa (c)
Lapper
Clavijo
Caligiuri
Doyle
Quinn
Henderson
B. Murray (C. Jones)
Perez (J. M. Moore)
Harbor

March 3, 1993
vs. Canada
@ Costa Mesa, Calif.: 2-2
Meola (c) (Friedel)
Balboa (Armstrong)
Clavijo
Lapper
Caligiuri
Quinn (Sorber)
Henderson
B. Murray-1 (Vermes)
J. M. Moore
Kinnear-1 (Chung)
Harbor

Feb. 21, 1993
vs. Russia
@ Palo Alto, Calif.: 0-0
Friedel
Balboa (c)
Doyle
Clavijo
Lapper
Armstrong (Caligiuri)
Quinn (Sorber)
Kinnear
Henderson (C. Jones)
Vermes (J. M. Moore)
Harbor

Feb. 13, 1993
vs. Russia
@ Orlando: 0-1
Friedel
Balboa
Lapper
Caligiuri (Agos)
Clavijo
Armstrong (Sorber)
B. Woodring (Michallik)
Kinnear (C. Jones)
Vermes
Klopas
Henderson (J. M. Moore)

Feb. 6, 1993
vs. Romania
@ Santa Barbara, Calif.: 1-1
Meola (c)
Balboa (c)
Lapper
Clavijo (Agos)
Caligiuri
Michallik (Armstrong)
Henderson (C. Jones)
Sorber
Kinnear-1
Wynalda
Vermes (J. M. Moore)

Jan. 30, 1993
vs. Denmark
@ Tempe, Ariz.: 2-2
Meola (c)
Balboa
Lapper
Caligiuri (Armstrong)
Clavijo (Lalas)
Michallik
Henderson (C. Jones)
B. Murray-1
J. M. Moore-1
Kinnear (Sorber)
Vermes (Harbor)

Oct. 19, 1992
vs. Ivory Coast #
@ Riyadh, Saudi Arabia: 5-2
Meola (c)
Clavijo
Balboa-1
Lapper
Caligiuri
Michallik
Henderson (C. Jones-1)
B. Murray-2
Perez
Wynalda-1
Vermes

Oct. 15, 1992
vs. Saudi Arabia #
@ Riyadh, Saudi Arabia: 0-0
Meola (c)
Clavijo
Balboa
Lapper
Harkes
Quinn
Michallik (Harbor)
B. Murray (Caligiuri)
Ramos
Perez
Wegerle

Oct. 9, 1992
vs. Canada
@ Greensboro, N.C.: 0-0
Meola (c)
Clavijo
Balboa
Lapper
Caligiuri (J. DeBrito)
Henderson (Allnutt)
Gamm (Michallik)
B. Murray (C. Jones)
Perez
Vermes (Kinnear)
Harbor

Sept. 3, 1992
vs. Canada
@ St. John's: 2-0
Friedel
Clavijo (Kmosko)
Balboa
Lapper
J. DeBrito (Gosselin)
Burns
Sorber-1
Chung
J. M. Moore
C. Jones (Allnutt)
Vermes-1 (c) (Leonetti)

Aug. 2, 1992
vs. Brazil
@ Los Angeles: 0-1
Meola (c)
Balboa
Dooley
Doyle
Armstrong
Clavijo
Quinn (Michallik)
Sorber
B. Murray (Chung)
Perez
Sullivan (Acosta)

July 31, 1992
vs. Colombia
@ Los Angeles: 0-1
Meola (c)
Balboa
Dooley
Armstrong
Clavijo
Quinn
Kinnear (Sorber)
B. Murray
Michallik (Acosta)
Perez
Vermes (Sullivan)

June 27, 1992
vs. Ukraine
@ Piscataway, N.J.: 0-0
Meola (c)
Balboa
Doyle
Armstrong
Clavijo
Quinn
Michallik (Sorber)
B. Murray
Kinnear (Masters)
Wynalda (Chung)
Vermes

June 13, 1992
vs. Australia
@ Orlando: 0-1
Meola (c) (Dodd)
Clavijo
Balboa
Lapper
Armstrong
Savage
Quinn
Michallik
Chung (Ibsen)
B. Murray (Sorber)
Perez
Stewart

June 6, 1992
vs. Italy
@ Chicago: 1-1
Meola (c)
Balboa
Doyle
Doyle
Caligiuri
Quinn
Ramos (Michallik)
B. Murray (Clavijo)
Harkes-1
Perez (Stewart)
Wegerle

June 3, 1992
vs. Portugal
@ Chicago: 1-0
Meola (c)
Balboa
Dooley
Doyle
Caligiuri (Clavijo)
Quinn
Harkes-1
B. Murray (Henderson)
Harkes (Michallik)
Perez (Stewart)
Wegerle-1

May 30, 1992
vs. Ireland
@ Washington, D.C.: 3-1
Meola (c)
Balboa-1
Doyle
Doyle
Caligiuri
Quinn
Harkes-1
Ramos-1 (Michallik)
B. Murray (Wegerle)
Perez (Stewart, Henderson)
Vermes (Clavijo)

May 17, 1992
vs. Scotland
@ Denver, Colo.: 0-1
Keller
Balboa
Armstrong
Doyle
Clavijo
Michallik (Ibsen)
Quinn
Henderson
Perez
Kinnear (c)
Wynalda

April 29, 1992
vs. Ireland
@ Dublin: 1-4
Meola
Savage (Ibsen)
Balboa
Doyle
Clavijo
Armstrong
Quinn (c)
Perez (Kinnear)
Harkes
Vermes (Eck)
Wynalda-1

April 4, 1992
vs. China
@ Palo Alto, Calif.: 5-0
Meola (c)
Balboa
Doyle
Armstrong
Savage
Michallik (Acosta)
Quinn
Kinnear-1
Sorber (Ibsen)
Perez-2 (Chung)
Wynalda-2 (Strouse)

March 18, 1992
vs. Morocco
@ Casablanca: 1-3
Dodd (Feuer)
Michallik
Doyle
Balboa
Savage
Quinn (c)
Acosta (J. DeBrito)
Sorber
Kinnear
Perez-1
Stewart (Ibsen)

March 11, 1992
vs. Spain
@ Valladolid: 0-2
Meola (c)
Balboa
Doyle
Michallik
Caligiuri (Ibsen)
Savage
Sorber
Quinn
Ramos
Perez (Acosta)
Vermes (Stewart)

Feb. 26, 1992
vs. Brazil
@ Fortaleza: 0-3
Meola (c)
Balboa
Clavijo (Ibsen)
Savage
Michallik
B. Murray
Quinn
Ramos
Henderson (Acosta)
Perez (Kinnear)
Vermes (Stewart)

Feb. 19, 1992
vs. El Salvador
@ San Salvador: 0-2
Dodd
Ibsen
Kmosko
Balboa
J. DeBrito
Benedict (Chung)
Quinn
Perez (c)
Sorber
Acosta (Jaguande)
Strouse

Feb. 12, 1992
vs. **Costa Rica**
@ San Jose: 0-0
Dodd
Ibsen
Kmosko
Balboa
J. DeBrito
Benedict (Jaguande)
Perez (Chung)
Quinn (c)
Sorber
Strouse
Acosta (Huseinovic)

Feb. 28, 1992
vs. **C.I.S.**
@ Pontiac, Mich.: 2-1
Meola (c)
Balboa-1
Michallik (Savage)
Armstrong
Doyle
Quinn
Kinneer
Henderson
B. Murray
Acosta (Sorber)
Wynalda-1 (Benedict)

Jan. 25, 1992
vs. **C.I.S.**
@ Miami: 0-1
Meola (c)
Balboa
Clavijo
Armstrong (Savage)
Doyle
Michallik (Sorber)
Quinn
Kinneer
Henderson
Acosta
Wynalda (Lassiter)

Nov. 24, 1991
vs. **Costa Rica**
@ Dallas: 1-1
Meola (c)
Balboa
Armstrong (Michallik)
Doyle
Clavijo
Quinn
B. Murray
Henderson
Wynalda
Kinneer-1
Acosta (Agoos)

Oct. 19, 1991
vs. **Korea DPR**
@ Washington, D.C.: 1-2
Michallik (Savage)
Armstrong
Balboa
Clavijo
B. Murray-1
Kinneer (Eck)
Quinn
Henderson (P. Gyau)
Perez
Wynalda

Sept. 14, 1991
vs. **Jamaica**
@ High Point, N.C.: 1-0
Dodd
Banks
Clavijo
Fraser
Caligiuri
Sliwinski (Vargas)
Quinn
Henderson (Benedict)
Perez
Acosta (Cruz)
Gjonbalaj-1 (Jonas)

Sept. 4, 1991
vs. **Turkey**
@ Istanbul: 1-1
Meola (c)
Balboa
Armstrong
Doyle
Clavijo (Savage)
Caligiuri
Quinn
B. Murray
Perez (Kinneer)
Henderson
Klopas-1

Aug. 28, 1991
vs. **Romania**
@ Brasov: 2-0
Meola (c)
Balboa-1
Clavijo
Armstrong
Caligiuri
Henderson (Snyder)
Quinn
Michallik
B. Murray-1
Perez
Wynalda (Kinneer)

July 7, 1991
vs. **Honduras ^**
@ Los Angeles: 0-0 (4-3 pk)
Meola
Caligiuri
Balboa
Doyle
Clavijo
Henderson
B. Murray (Kinneer)
Perez
Vermes (c)
Wynalda (Eck)

July 5, 1991
vs. **Mexico ^**
@ Los Angeles: 2-0
Meola
Caligiuri
Balboa
Doyle-1
Clavijo (Armstrong)
Quinn
Henderson
B. Murray
Perez
Vermes-1
Wynalda (Eck)

July 3, 1991
vs. **Costa Rica (OG) ^**
@ Los Angeles: 3-2
Meola (c)
Caligiuri
Armstrong
Clavijo
Doyle
Henderson
B. Murray
Perez-1
Vermes-1
Wynalda (Eck)

July 1, 1991
vs. **Guatemala ^**
@ Pasadena, Calif.: 3-0
Meola (c)
Caligiuri (Savage)
Armstrong (Trittschuh)
Balboa
Clavijo
B. Murray-1
Quinn-1
Henderson
Perez
Wynalda-1 (Eck)

June 29, 1991
vs. **Trinidad & Tobago ^**
@ Pasadena, Calif.: 2-1
Meola (c)
Caligiuri
Armstrong
Balboa-1
Michallik (Clavijo)
B. Murray-1
Quinn
Henderson
Wynalda
Vermes (Kinneer)
Perez

June 1, 1991
vs. **Ireland**
@ Foxborough, Mass.: 1-1
Meola (c)
Balboa
Trittschuh
Savage
Michallik
Henderson
Quinn (Snyder)
B. Murray
Vermes (Perez)
Wynalda-1

May 19, 1991
vs. **Argentina**
@ Palo Alto, Calif.: 0-1
Meola
Agoos
Armstrong (Fraser)
Clavijo
Savage
Balboa
Henderson (Snyder)
Michallik
B. Murray (Kinneer)
Vermes (c)
Wynalda (Perez)

May 5, 1991
vs. **Uruguay**
@ Denver, Colo.: 1-0
Meola
Agoos
Armstrong
Clavijo
Savage
Balboa
Henderson
Michallik (Snyder)
B. Murray
Vermes-1 (c)
Wynalda (Kinneer)

March 16, 1991
vs. **Canada**
@ Los Angeles: 2-0
Meola
Krumpe
Lalas
Trittschuh
Dayak
Balboa
Henderson (Agoos)
B. Murray-1
Vermes (c)
Wynalda
Washington-1

March 12, 1991
vs. **Mexico**
@ Los Angeles: 2-2
Meola
Clavijo
Lalas
Krumpe
Dayak (Trittschuh)
Henderson
Balboa
Vermes (c)
B. Murray-1
Wynalda
Washington-1 (Kinneer)

Feb. 21, 1991
vs. **Bermuda**
@ Hamilton: 0-1
Meola
Agoos
Balboa (J. DeBrito)
Banks (Santel)
Dayak
Krumpe
Dufrene
Kinneer
B. Murray
Wynalda
Vermes (c)

Feb. 1, 1991
vs. **Switzerland**
@ Miami: 0-1
Meola
Armstrong
Balboa
Banks (Dufrene)
Clavijo (Baicher)
Dayak
Agoos (Santel)
Henderson
Kinneer
Vermes (c)
Wynalda (B. Murray)

Dec. 19, 1990
vs. **Portugal**
@ Porto: 0-1
Meola
Armstrong
Dayak
Balboa
Banks
Fraser (Henderson)
Caligiuri
Ramos
Kinneer
Vermes (c)
Stewart

Nov. 21, 1990
vs. **Soviet Union**
@ Port of Spain: 0-0
Dodd
Armstrong
Balboa
Windischmann
Banks (Dayak)
Clavijo (Bliss)
Fraser
Kinneer (Eichmann)
Krumpe
Eck (B. Murray)
Vermes (c)

Nov. 18, 1990
vs. **Trinidad & Tobago**
@ Port of Spain: 0-0
Dodd
Armstrong (Eichmann)
Balboa
Dayak (Windischmann)
Banks
Fraser
Krumpe
Kinneer
Bliss (Eck)
B. Murray (Wynalda)
Vermes (c)

Oct. 10, 1990
vs. **Poland**
@ Warsaw: 3-2
Meola
Trittschuh
Balboa
Armstrong
Banks (Windischmann)
Ramos
Fraser (Dayak)
Eichmann
Vermes-2 (c) (Wynalda)
B. Murray-1

Sept. 15, 1990
vs. **Trinidad & Tobago**
@ High Point, N.C.: 3-0
Dodd
Banks
Armstrong
Windischmann (c)
Pittman (Dayak)
Krumpe
Fraser
Donigan (Bliss)
Eichmann-1
B. Murray-1 (P. Gyau)
Vermes-1

July 28, 1990
vs. **East Germany**
@ Milwaukee, Wis.: 1-2
Meola
Armstrong (Stollmeyer)
Balboa
Windischmann (c)
Trittschuh
Bliss
Harkes
Eichmann (Eck-1)
Krumpe
Wynalda (Banks)
B. Murray-1 (P. Gyau)
B. Murray

June 19, 1990
vs. **Austria ****
@ Florence, Italy: 1-2
Meola
Doyle
Banks (Wynalda)
Windischmann (c)
Armstrong
Balboa
Harkes
Ramos
Caligiuri (Bliss)
Vermes
B. Murray-1

June 14, 1990
vs. **Italy ****
@ Rome: 0-1
Meola
Doyle
Banks (Stollmeyer)
Windischmann (c)
Armstrong
Balboa
Harkes
Ramos
Caligiuri
B. Murray (Sullivan)

June 10, 1990
vs. **Czechoslovakia ****
@ Florence, Italy: 1-5
Meola
Trittschuh
Armstrong
Windischmann (c)
Stollmeyer (Balboa)
Caligiuri-1
Harkes
Ramos
Wynalda
B. Murray (Sullivan)
Vermes

June 2, 1990
vs. **Switzerland**
@ St. Gallen: 1-2
Meola
Trittschuh (Doyle)
Armstrong
Windischmann (c)
Stollmeyer
Caligiuri
Harkes
Ramos (Henderson)
Wynalda (Balboa)
B. Murray-1
Vermes

May 30, 1990
vs. **Liechtenstein**
@ Eschen-Mauren, Liech.: 4-1
Keller (Meola)
Krumpe
Doyle
Windischmann (c)
Banks
Balboa-1
Covone
Bliss (Stollmeyer)
Henderson-1
Sullivan (Wynalda-1)
Vermes-1 (B. Murray)

May 9, 1990
vs. **Poland**
@ Hershey, Pa.: 3-1
Keller
Armstrong
Trittschuh
Doyle
Windischmann (c)
Stollmeyer (Balboa)
Caligiuri
Harkes
Ramos
Wynalda (Banks)
B. Murray-1 (Sullivan-1)
Vermes-1

May 5, 1990
vs. **Malta**
@ Piscataway, N.J.: 1-0
Meola
Armstrong
Trittschuh
Doyle
Windischmann (c)
Stollmeyer (Balboa)
Caligiuri (Banks)
Henderson (Sullivan)
Harkes
Ramos
B. Murray (Bliss)
Wynalda-1

April 22, 1990
vs. **Colombia**
@ Miami: 0-1
Meola
Armstrong
Trittschuh
Doyle
Windischmann (c)
Banks (Henderson)
Stollmeyer (Balboa)
Caligiuri (Bliss)
Harkes
Ramos
Wynalda (Eichmann)
Eck

April 8, 1990
vs. **Iceland**
@ St. Louis: 4-1
Keller
Trittschuh-1
Armstrong
Doyle
Windischmann (c)
Stollmeyer
Caligiuri (Covone)
Henderson (Krumpe)
Harkes
Ramos
Wynalda-2 (Eichmann)
B. Murray-1

March 28, 1990
vs. **East Germany**
@ Berlin: 2-3
Meola
Banks (Krumpe)
Trittschuh
Doyle
Windischmann (c)
Stollmeyer
Caligiuri
Harkes (Wynalda)
Ramos
Sullivan (B. Murray-1)
Vermes-1

March 20, 1990
vs. **Hungary**
@ Budapest: 0-2
Meola
Banks
Doyle
Windischmann (c)
Caligiuri
Stollmeyer (Krumpe)
Ramos
Harkes
B. Murray (Bliss)
Vermes
Wynalda (Sullivan)

March 10, 1990
vs. **Finland**
@ Tampa, Fla.: 2-1
Keller
Banks
Doyle
Windischmann (c)
Armstrong
Caligiuri-1
Stollmeyer (Krumpe)
Harkes
Ramos
B. Murray-1 (Covone)
Wynalda

Feb. 24, 1990
vs. **Soviet Union**
@ Palo Alto, Calif.: 1-3
Meola
Armstrong (Trittschuh)
Doyle
Windischmann (c)
Banks (Caligiuri)
Stollmeyer
Harkes
Harkes-1
B. Murray (Krumpe)
Wynalda (Eichmann)
Vermes

Feb. 13, 1990
vs. **Bermuda**
@ Hamilton: 1-0
Meola (Keller)
Krumpe (Banks)
Balboa
Doyle
Windischmann (c)
Doyle
Stollmeyer
Ramos
Ramos
B. Murray (Baicher)
Sullivan-1
Wynalda (Caligiuri)

Feb. 4, 1990
vs. **Colombia**
@ Miami: 1-1 (8-9 pk)
Keller
Balboa
Doyle
Windischmann (c)
Armstrong (Banks)
Perez (B. Murray)
Ramos
Ramos
Stollmeyer (Caligiuri)
Wynalda-1
Goulet (Eichmann)

Feb. 2, 1990
vs. **Costa Rica**
@ Miami: 0-2
Meola
Krumpe
Trittschuh
Windischmann (c)
Bliss (Banks)
Perez (Klopas)
Caligiuri
Harkes
B. Murray
Goulet (Wynalda)
Perez

Nov. 19, 1989
vs. Trinidad & Tobago *
@ Port of Spain: 1-0
Meola
Doyle
Trittschuh
Windischmann (c)
Bliss
Krumpe (Stollmeyer)
Ramos
Harkes
Caligiuri-1
B. Murray
Vermes

Nov. 14, 1989
vs. Bermuda
@ Cocoa Beach, Fla.: 2-1
Meola
Banks
Trittschuh (Doyle-1)
Windischmann (c)
Krumpe
Perez (Bliss)
Caligiuri (Stollmeyer)
Ramos
Harkes (Eichmann-1)
B. Murray (Eck)
Vermes

Nov. 5, 1989
vs. El Salvador *
@ St. Louis: 0-0
Meola
Banks
Trittschuh (Klopas)
Windischmann (c)
Armstrong
Stollmeyer (Gabarra)
Bliss
Ramos
Harkes
B. Murray
Eichmann

Oct. 8, 1989
vs. Guatemala *
@ Guatemala City: 0-0
Meola
Banks
Trittschuh
Windischmann (c)
Doyle
Stollmeyer
Bliss
Gabarra (Klopas)
Harkes
B. Murray (Eck)
Vermes

Sept. 17, 1989
vs. El Salvador *
@ Tegucigalpa: 1-0
Meola
Banks
Trittschuh
Windischmann (c)
Bliss
Stollmeyer
Ramos
Perez-1
Harkes (Eichmann)
B. Murray
Vermes

Aug. 13, 1989
vs. Korea Republic
@ Los Angeles: 1-2
Vanole
Banks (Trittschuh)
Balboa
Windischmann (c)
Doyle
Stollmeyer
Bliss (Gabarra)
Harkes-1
Caligiuri
B. Murray (S. Snow)
Eichmann

June 24, 1989
vs. Colombia
@ Miami: 0-1
Vanole (Meola)
Banks
Trittschuh
Windischmann (c)
Stollmeyer (Doyle)
Bliss
Caligiuri (Pastor)
Harkes
B. Murray
Gabarra (P. Gyau)
Eichmann

June 17, 1989
vs. Guatemala *
@ New Britain, Conn.: 2-1
Vanole
Banks
Trittschuh
Windischmann (c)
Stollmeyer
Bliss (Doyle)
Ramos
Harkes
B. Murray-1
P. Gyau (Caligiuri)
Eichmann-1

June 4, 1989
vs. Peru
@ E. Rutherford, N.J.: 3-0
Meola
Banks
Trittschuh
Windischmann (c)
Stollmeyer
Bliss-1
Ramos-1
Harkes
B. Murray-1 (Pastor)
P. Gyau (Gabarra)
Eichmann

May 13, 1989
vs. Trinidad & Tobago *
@ Torrance, Calif.: 1-1
Vanole
Trittschuh-1
Balboa
Windischmann (c)
Stollmeyer
Pastor (Vermes)
Ramos (Gabarra)
Harkes
B. Murray
Goulet
Klopas

April 30, 1989
vs. Costa Rica *
@ St. Louis: 1-0
Vanole
Balboa
Trittschuh
Windischmann (c)
Stollmeyer
Bliss (Gabarra)
Ramos-1
Harkes
B. Murray
Goulet
Klopas (Vermes)

April 16, 1989
vs. Costa Rica *
@ San Jose: 0-1
Dubbak
Balboa
Trittschuh
Windischmann (c)
Stollmeyer
Bliss
Ramos (Klopas)
Harkes
B. Murray
Goulet (Gabarra)
Vermes

Aug. 13, 1988
vs. Jamaica *
@ St. Louis: 5-1
Vanole
Armstrong
Krumpe
Windischmann (Perez-1)
Trittschuh
R. Davis
Krumpe-1
Bliss-1
Gabarra (B. Murray)
Klopas-2
Vermes

July 24, 1988
vs. Jamaica *
@ Kingston: 0-0
Vanole
Armstrong
Doyle (Trittschuh)
Windischmann
Crow
R. Davis
Stollmeyer
Bliss
B. Murray (Borja)
Klopas
Vermes

July 13, 1988
vs. Poland
@ New Britain, Conn.: 0-2
Dubbak
Krumpe
Doyle
Windischmann
Trittschuh (Banks)
R. Davis
B. Murray (Armstrong)
Stollmeyer
Bliss
Gabarra
Klopas
Vermes

June 14, 1988
vs. Costa Rica
@ San Antonio, Texas: 1-0
Dodd
Gillen
Agoos
Grimes
Cogsville (Luzniak)
Ryerson-1
Rafael (S. Snow)
Onalfo
Covone
B. Thompson
K. Snow (Sullivan)

June 12, 1988
vs. Ecuador
@ Ft. Worth, Texas: 0-0
Dubbak
R. Davis
Krumpe
Windischmann (Balboa)
Trittschuh
Doyle
Bliss (Diffley)
B. Murray
Kirk (Eichmann)
Gabarra
Vermes

June 10, 1988
vs. Ecuador
@ Houston, Texas: 0-2
Vanole
Gabarra
Balboa
Windischmann
Trittschuh
R. Davis
Eichmann
B. Murray
Klopas (Diffley)
Pastor (Fraser)
Vermes

June 7, 1988
vs. Ecuador
@ Albuquerque, N.M.: 0-1
Meola
Diffley
Balboa
Cogsville (Covone)
Trittschuh
Borja
Eichmann
Gillen (Grimes)
Fox
Collins (Eichmann)
Klopas
J. Kerr

June 5, 1988
vs. Chile
@ Fresno, Calif.: 0-3
Fuchs
Diffley
Gillen (Pastor)
Cogsville (Fox)
Trittschuh
Banks (Covone)
Eichmann
Fraser
Collins (Sullivan)
Kirk
Grimes

June 3, 1988
vs. Chile
@ San Diego: 1-3
Dodd
B. James (Kirk)
Megson (Sullivan)
Balboa
Velazco
Doyle
B. Murray
Eichmann
Fraser
Fox (Cogsville)
Borja-1
Pastor

June 1, 1988
vs. Colombia
@ Stockton, Calif.: 1-1
Fuchs
B. James (Megson)
Velazco
Balboa
Doyle
Grimes (B. Murray)
Eichmann-1
Fraser
Sullivan (Fox)
Gabarra
Pastor (Kirk)

May 14, 1988
vs. Colombia
@ Miami: 0-2
Vanole
Diffley
Trittschuh
Banks
Doyle
R. Davis
Krumpe
Borja (Klopas)
Goulet (B. Murray)
Gabarra (Eichmann)
Vermes

Jan. 13, 1988
vs. Guatemala
@ Guatemala City: 1-0
Dodd
Diffley
Agoos-1
Cogsville
Balboa
L. Martin
Ramos
Harkes
Eichmann
Kirk (K. Snow)
Vermes (Sullivan)

Jan. 10, 1988
vs. Guatemala
@ Guatemala City: 0-1
Fuchs
Agoos (Diffley)
Smyth
Cogsville
Balboa
Grimes (L. Martin)
Ramos
Harkes
Santel
Constantino (Kirk)
Sullivan (Gregorian)

June 16, 1987
vs. Thailand
@ Chongju, S. Korea: 1-0
Dubbak
Banks
Kain
Windischmann
Doyle
Bliss
Hooker
Harkes
Sullivan
Hantak-1
B. Murray

June 12, 1987
vs. Korea Republic
@ Pusan: 0-1
Vanole
Banks
Kain
Windischmann
Doyle
Gjonbalaj
Eichmann
Harkes
Kirk (Sullivan)
Hantak
B. Murray

June 8, 1987
vs. Egypt
@ Seoul, S. Korea: 1-3
Vanole
Bliss (Sullivan)
Trittschuh
Windischmann
Doyle
Banks
Armstrong
Harkes
Kain
Hantak-1
B. Murray

Feb. 7, 1986
vs. Uruguay
@ Miami: 1-1
Vanole
Krumpe
Caligiuri
Windischmann
Biefeld
Stollmeyer (Sengelmann)
Eichmann (Ervine)
B. Murray-1
Kain
Goulet
Silvas

Feb. 5, 1986
vs. Canada
@ Miami: 0-0
Vanole
Krumpe
Caligiuri
Banks (Windischmann)
Sengelmann
Stollmeyer
Eichmann
Biefeld
Kain
Goulet (Gjonbalaj)
Silvas

June 16, 1985
vs. England
@ Los Angeles: 0-5
Mausser (Harris)
Canter (Brady)
Caligiuri
Windischmann
Van der Beck
Radwanski (Ladouceur)
Crow
R. Davis
B. Murray (Snyder)
J. Kerr-1
Perez

May 31, 1985
vs. Costa Rica *
@ Torrance, Calif.: 0-1
Mausser
Canter
Caligiuri
Windischmann
G. Thompson
Van der Beck (A. DiBernardo)
R. Davis
Fox
J. Kerr-1
Perez

May 26, 1985
vs. Costa Rica *
@ Alajuela: 1-1
Mausser
Canter
Caligiuri
Windischmann
G. Thompson (A. DiBernardo)
Van der Beck
Radwanski
R. Davis
Fox (Peterson)
J. Kerr-1
Hooker

May 19, 1985
vs. Trinidad & Tobago *
@ Torrance, Calif.: 1-0
Mausser
Canter
Caligiuri-1
Windischmann
Van der Beck
G. Thompson
A. DiBernardo
R. Davis
Borja-1
Peterson (J. Kerr)
Perez

May 15, 1985
vs. Trinidad & Tobago *
@ St. Louis: 2-1
Brcic
Canter
Caligiuri (Caligiuri)
Van der Beck
Kapp
Fajkus (Fox)
A. DiBernardo
R. Davis
Borja-1
Peterson-1
Perez

April 4, 1985
vs. Canada
@ Portland, Ore.: 1-1
Gorsek (Mausser)
Durgan (Ervine)
Caligiuri
Van der Beck
G. Thompson
Crow
Radwanski (Perez-1)
Jeffries (Ladouceur)
Aly (Sharp)
Hooker
J. Kerr

April 2, 1985
vs. Canada
@ Vancouver: 0-2
Mausser (Gorsek)
Jeffries
Durgan
Crow
G. Thompson
Ladouceur
Radwanski (Ervine)
Perez (Caligiuri)
Van der Beck (J. Kerr)
Hooker (Aly)
Sharp

Feb. 8, 1985
vs. Switzerland
@ Tampa, Fla.: 1-1
DuBose (Mausser)
Caligiuri
G. Thompson
Windischmann
Van der Beck-1
Ladouceur (P. DiBernardo)
A. DiBernardo
Radwanski
Aly (Papoulas)
Hooker (J. Kerr)
Sharp

Dec. 2, 1984
vs. Ecuador
@ Miami: 2-2
DuBose (Swanner)
Bliss
Caligiuri
Windischmann (Cayemite)
Hawkins (J. Kerr)
Ladouceur-1
Fox (Papoulas)
Askew
Aly (Brady)
Hooker
Sharp-1

Nov. 30, 1984
vs. Ecuador
@ Long Island, N.Y.: 0-0
DuBose
Crook
Caligiuri
Windischmann
Jeffries
Ladouceur (Askew)
Fox
Borja (Papoulas)
Aly
Hooker (Brady)
Sharp (J. Kerr)

Oct. 17, 1984
vs. Mexico
@ Mexico City: 1-2
DuBose
Knight
Caligiuri
G. Thompson
Crow
Ladouceur
Van der Beck-1
Fox (Hooker)
Aly (Fry)
Coker (Comrie)
Sharp

Oct. 14, 1984
vs. Guatemala
@ Guatemala City: 0-4
DuBose
Knight
Caligiuri
G. Thompson
Crow
Ladouceur
Van der Beck
Fox
Aly
Hooker (Sharp)
Fry (Comrie)

Oct. 11, 1984
vs. Colombia
@ Los Angeles: 1-0
DuBose
Knight
Caligiuri
G. Thompson
Craw
Ladouceur (Fry)
Fox
R. Davis
Coker-1
Hooker (Perez)
Comrie (Aly)

Oct. 9, 1984
vs. El Salvador
@ Los Angeles: 3-1
DuBose
Kapp
Caligiuri
G. Thompson
Craw
Van der Beck (Ladouceur-1)
Fox
R. Davis-1
Coker
Hooker-1 (Perez)
Fry (Sharp)

Oct. 6, 1984
vs. Netherlands Antilles *
@ St. Louis: 4-0
Bric
Kapp-1
Durgan
Canter
Craw
Borja
A. DiBernardo-1
R. Davis
Fajkus (Van der Beck)
Perez
Fry (Coker-2)

Sept. 29, 1984
vs. Netherlands Antilles *
@ Curaçao: 0-0
DuBose
Savage
Durgan
Canter
G. Thompson
Parkinson (Glenn)
A. DiBernardo (Craw)
R. Davis
Coker
Perez
Parkinson

May 30, 1984
vs. Italy
@ E. Rutherford, N.J.: 0-0
Bric
Kapp (Craw)
Durgan
Canter
G. Thompson
Parkinson (Glenn)
A. DiBernardo
A. Green (Van der Beck)
Comrie (Fox)
Perez (Peterson)
Moyers

April 8, 1983
vs. Haiti
@ Port-au-Prince: 2-0
Mausser
Bandov (Olson)
Durgan-1
Canter
Savage
Van der Beck
A. DiBernardo
P. DeBrito
Merrick (Kapp)
Crescitelli (Askew)
Borja-1

March 21, 1982
vs. Trinidad
@ Port of Spain: 2-1
DuBose
Twelman
D. Spalding
Crudo
O'Hara (Lignos)
R. Davis-1 (Cantillo)
Fajkus
Bandov
Borja
Vee-1 (Pesa)
Moyers

Nov. 23, 1980
vs. Mexico *
@ Ft. Lauderdale: 2-1
Mausser
Bandov
R. Davis
Fowles
Hulcer
Cantillo
Van der Beck
Liveric
A. DiBernardo
Pesa
Moyers-2

Nov. 9, 1980
vs. Mexico *
@ Mexico City: 1-5
DuBose
T. Keough
Pecher
Fowles
Makowski
Cantillo (Hulcer)
Van der Beck
L. Nanchoff
Borja
R. Davis-1
Villa (Pesa)

Nov. 1, 1980
vs. Canada *
@ Vancouver: 1-2
Mausser
T. Keough
Pecher
Crudo
Makowski
Cantillo
Liveric (Moyers)
Pesa (Villa-1)
A. DiBernardo
R. Davis
Bandov

Oct. 25, 1980
vs. Canada *
@ Ft. Lauderdale: 0-0
Mausser
T. Keough
Pecher
Crudo
Makowski
Cantillo
Liveric (Moyers)
L. Nanchoff (Pesa)
A. DiBernardo
R. Davis
Bandov

Oct. 7, 1980
vs. Portugal
@ Lisbon: 1-1
Mausser
T. Keough (Crudo)
Pecher
Bellinger
B. Smith (Fowles)
Cantillo
R. Davis-1
L. Nanchoff
Mausser (Hulcer)
Peterson (Moyers, Makowski)
Bandov

Oct. 5, 1980
vs. Luxembourg
@ Dudelange: 2-0
DuBose
Crudo
Pecher
Bellinger
Makowski
Cantillo
R. Davis-1
L. Nanchoff
Hulcer-1
Moyers (Peterson)
Bandov (Van der Beck)

Oct. 29, 1979
vs. Ireland
@ Dublin: 2-3
DuBose
T. Keough
Pecher
Bellinger
Makowski
Cantillo
Liveric (Pesa)
L. Nanchoff
A. DiBernardo-1 (Van der Beck)
Villa-1
Bandov

Oct. 26, 1979
vs. Hungary
@ Budapest: 2-0
Mausser
T. Keough
Pecher
Lawson
Makowski
Cantillo
Liveric (L. Nanchoff)
Hulcer (A. DiBernardo)
Crudo (Van der Beck)
Villa (Pesa)
Bandov

Oct. 10, 1979
vs. France
@ Paris: 0-3
DuBose (DuBose)
T. Keough
Pecher
Lawson
Makowski
Cantillo
Liveric (L. Nanchoff)
Hulcer (A. DiBernardo)
Crudo (Van der Beck)
Villa (Pesa)
Bandov

Oct. 7, 1979
vs. Bermuda
@ Hamilton: 3-1
Mausser (DuBose)
Crudo
Pecher
Lawson
Makowski-1
Cantillo
Liveric-1 (A. DiBernardo)
Askew (Hulcer)
Bellinger
Villa (Fidelia)
Bandov-1 (Van der Beck)

May 2, 1979
vs. France
@ E. Rutherford, N.J.: 0-6
Mausser (Bric)
Droege
Fowles (Crudo)
Myernick
Polihian
R. Davis
Liveric (L. Nanchoff)
Hulcer
A. DiBernardo
Villa (Van der Beck)
Bandov

Feb. 11, 1979
vs. Soviet Union
@ San Francisco: 1-4
Mausser
Rudroff
McAlister
Myernick
Makowski
R. Davis
Liveric-1
L. Nanchoff
G. Nanchoff (A. DiBernardo)
Fowles
Bandov

Feb. 3, 1979
vs. Soviet Union
@ Seattle: 1-3
Mausser
Rudroff
McAlister
Myernick
Makowski
R. Davis-1
Liveric (G. Nanchoff)
T. Keough (A. DiBernardo)
Etherington (Wit, Hulcer)
Fowles
Bandov

Sept. 20, 1978
vs. Portugal
@ Benfica: 0-1
Mausser
Fowles (McAlister)
Droege (Ralbovsky)
Myernick
Makowski
R. Davis
Liveric
Trost
Etherington (Russell)
Villa
Bandov

Sept. 6, 1978
vs. Switzerland
@ Lucerne: 0-2
Mausser
Fowles
Pecher
Myernick
Polihian
R. Davis
Liveric (L. Nanchoff)
Trost (G. Nanchoff)
Etherington
Villa
Bandov

Sept. 3, 1978
vs. Iceland
@ Reykjavik: 0-0
Mausser
Fowles
Pecher
Myernick (Ralbovsky)
Polihian
R. Davis
Liveric
Trost (G. Nanchoff)
Etherington
Villa
Bandov

Oct. 16, 1977
vs. China
@ San Francisco: 2-1
Mayer
Droege
D'Errico
Myernick
Polihian
R. Davis
Ralbovsky (Pereira)
Trost (Donic)
G. Nanchoff-1
Villa-1 (Fowles)
Bandov

Oct. 10, 1977
vs. China
@ Atlanta: 1-0
Mausser (Mayer)
Droege
D'Errico
Formoso
Polihian
R. Davis (Pereira-1)
Mihalovich (Ralbovsky)
Flater (Donic)
G. Nanchoff (Villa)
Fowles
Bandov

Oct. 6, 1977
vs. China
@ Washington, D.C.: 1-1
Mayer (Mausser)
Droege
D'Errico
Formoso (Bellinger)
Ralbovsky (Polihian)
R. Davis (Pereira)
Etherington (Mihalovich)
Flater (G. Nanchoff)
Donic (Villa-1)
Fowles
Bandov

Sept. 30, 1977
vs. El Salvador
@ Los Angeles: 0-0
Mausser
Droege
D'Errico
Myernick
Ralbovsky
R. Davis
Pereira
Flater (G. Nanchoff)
Donic (Villa)
Fowles
Bandov

Sept. 27, 1977
vs. Mexico
@ Monterrey: 0-3
Mayer
Lopez (Droege)
D'Errico
Pecher
Ralbovsky
R. Davis
Ralbovsky (Mihalovich)
Flater
Donic (Villa)
Fowles
Bandov

Sept. 25, 1977
vs. Guatemala
@ Guatemala City: 0-2
Mausser
Myernick
D'Errico
McAlister
Ralbovsky
R. Davis
Fowles (Mihalovich)
Flater (Donic)
Villa (G. Nanchoff)
Etherington
Bandov

Sept. 18, 1977
vs. Guatemala
@ Guatemala City: 1-3
Mausser
Droege
D'Errico
McAlister (Bellinger-1)
Polihian
R. Davis (Pereira)
Mihalovich (Fowles)
Flater (Ralbovsky)
Villa
F. Nanchoff
Bandov

Sept. 15, 1977
vs. El Salvador
@ San Salvador: 2-1
Mayer
Myernick
D'Errico (McAlister)
Pecher (Bellinger)
Polihian
R. Davis-1
Ralbovsky (Pereira)
Flater (Villa-1)
Donic
Etherington (Fowles)
Bandov

Dec. 22, 1976
vs. Canada *
@ Port-au-Prince, Haiti: 0-3
Mausser
B. Smith
Pecher
Skotarek
Polihian
Grgurev (Formoso)
Ralbovsky
Flater
Trost (Counce)
Rys
Vee
Bandov

Nov. 14, 1976
vs. Haiti
@ Port-au-Prince: 0-0
Mausser
Formoso
D'Errico
Skotarek
Polihian
Dani
Ralbovsky
Flater
Rys
Counce
Bandov

Nov. 12, 1976
vs. Haiti
@ Port-au-Prince: 0-0
Mayer
B. Smith
D'Errico
Skotarek
Polihian
Dani
Bick
Trost
Grgurev
Counce
Bandov

Nov. 10, 1976
vs. Haiti
@ Port-au-Prince: 0-0
Mausser
B. Smith
Formoso
Skotarek
Wit
D'Errico
Rys
Ralbovsky
Flater
Bandov

Oct. 20, 1976
vs. Canada *
@ Seattle, Wash.: 2-0
Mausser
B. Smith
Pecher
Skotarek
Polihian
D'Errico
Rys-1 (Flater)
Trost
Grgurev
Vee-1
Bandov

Oct. 15, 1976
vs. Mexico *
@ Puebla: 0-3
Mausser
B. Smith
Pecher
Skotarek
Formoso
D'Errico
Wit (Ralbovsky)
Trost
Flater (Grgurev)
Vee
Bandov

Oct. 3, 1976
vs. Mexico *
@ Los Angeles: 0-0
Mausser
D'Errico
Cohen (Formoso)
Skotarek (Ralbovsky)
Polihian
Bick
Wit
Trost
Flater
Grgurev
Bandov

Sept. 24, 1976
vs. Canada *
@ Vancouver: 1-1
Mausser
D'Errico
Cohen (Formoso)
Pecher
Polihian
J. Mason
Skotarek
Trost
Flater
Grgurev
Bandov-1

Aug. 25, 1975
vs. Mexico
@ Mexico City: 0-2
Rigby
Domingues
A. Maca (Roboostoff)
C. McCully (Straub)
Chandler
Fink
Skotarek (P. Garcia)
J. Moore
H. McCully
Liotart
E. Kelly

Aug. 21, 1975
vs. Argentina
@ Mexico City: 0-6
Mausser
P. Garcia
Straub
A. Maca
Domingues
Hall (J. Moore)
E. Kelly
C. McCully
Chandler
Liotart (Fink)
Roboostoff

Aug. 19, 1975
vs. Costa Rica
@ Mexico City: 1-3
Rigby
Roth (Domingues)
Straub
Skotarek
Chandler
Liotart
Scott
C. McCully
H. McCully-1
J. Moore
Roboostoff

June 24, 1975
vs. Poland
 @ Seattle, Wash.: 0-4
 Mausser
 Domingues
 A. Maca
 Pires
 B. Smith
 Liotart (D'Errico)
 Roth
 C. McCully
 Flater
 Garber (Logush)
 Wark (Welsh)

March 26, 1975
vs. Poland
 @ Poznan: 0-7
 Ivanow
 B. Smith
 Demling (Hamlyn)
 Galati
 Roth
 D'Errico (Rote)
 Roboostoff
 Vaninger (P. McBride)
 Counce
 Scurti
 Barto

Sept. 8, 1974
vs. Mexico
 @ Dallas, Texas: 0-1
 Rigby
 B. Smith
 Demling (Barto)
 Matteson
 Roth
 D'Errico
 Trost
 Vaninger (J. Moore)
 Counce
 Rote (Roboostoff)
 Hernandez

Sept. 5, 1974
vs. Mexico
 @ Monterey: 1-3
 Ivanow
 D'Errico
 Demling
 Barto
 Mahy
 Roth
 B. Smith
 Trost
 Matteson (Coskunian)
 Roboostoff
 Vaninger-1
 Hernandez (J. Moore)

Nov. 15, 1973
vs. Israel
 @ Bensheba: 0-2
 Rigby (Arenal)
 B. Smith
 Bradley
 Mahy
 Roth
 C. McCully
 Rymarczuk
 Barto
 Roy
 Ziaja
 Seiga

Nov. 13, 1973
vs. Israel
 @ Tel-Aviv: 1-3
 Rigby
 B. Smith (Grguev)
 Ziaja
 Mahy
 Roth
 C. McCully
 Rymarczuk
 Barto
 Roy-1
 Fink
 Siega

Nov. 5, 1973
vs. Haiti
 @ Port-au-Prince: 0-1
 Winter
 B. Smith
 Hall
 Mahy (Ziaja)
 Roth
 C. McCully
 O'Neill
 Barto
 Roy (Grguev)
 Rymarczuk
 Siega

Nov. 3, 1973
vs. Haiti
 @ Port-au-Prince: 0-1
 Winter
 B. Smith
 Barto (Getzinger)
 Mahy
 Roth
 Hall
 Fink
 O'Neill
 Roy
 C. McCully
 Siega (Grguev)

Oct. 16, 1973
vs. Mexico
 @ Puebla: 0-2
 Ivanow
 B. Smith (Turner)
 A. Maca
 C. McCully
 Roth
 Hall
 Barto (Rymarczuk)
 Geimer (Fink)
 Roy
 Rote
 Siega

Sept. 9, 1973
vs. Bermuda
 @ Hartford, Conn.: 1-0
 Ivanow
 Barto (Rymarczuk)
 A. Maca
 Roth
 B. Smith
 Trost
 C. McCully
 Fink
 Brewster-1
 Ivic
 Siega

Aug. 12, 1973
vs. Poland
 @ New Britain, Conn.: 1-0
 Ivanow
 B. Smith (Vuckovic)
 B. Demling (Francillo)
 Shafer (PANEK)
 Trost-1
 Barto
 C. McCully
 Child (Rote)
 Grguev
 Ivic
 Geimer

Aug. 10, 1973
vs. Poland
 @ San Francisco: 0-4
 Ivanow
 Georges (Roboostoff)
 Martinich
 Shafer
 Hoffman
 Correa
 Panek
 Getzinger
 Grguev
 Mitic
 Liveric

Aug. 5, 1973
vs. Canada
 @ Windsor: 2-0
 Ivanow
 Georges
 Deszofi
 Shafer
 Kovacs
 Hoban
 Martinich
 Getzinger
 Grguev-1
 Child
 Liveric-1 (Capurro)

Aug. 3, 1973
vs. Poland
 @ Chicago: 0-1
 Ivanow
 Georges (O'Leary)
 Turner (Kovacs)
 Martinich (R. Green)
 Califano (Capurro)
 Panek
 Liveric
 Getzinger
 Grguev
 Servin
 Del Liano

March 20, 1973
vs. Poland
 @ Lodz: 0-4
 Ivanow
 Mata
 Barto
 Roth
 Ziaja
 Renshaw
 Seissler (Stritzl)
 Frank
 Metidieri
 McMillan
 Siega (J. Moore)
 Coskunian (Getzinger)

March 17, 1973
vs. Bermuda
 @ Hamilton: 0-4
 Winter (Ivanow)
 Mata
 Kovacs (Barto)
 Best (J. Moore)
 Coskunian (Renshaw)
 Roth
 Frank
 Benitez
 Ficken
 Djordjevic
 Roy
 Stritzl

Sept. 10, 1972
vs. Mexico *
 @ Los Angeles: 1-2
 Winter
 Mata (Rensing)
 Kovacs (Moore)
 Barto (J. Moore)
 Roth
 Getzinger
 Benitez
 Ficken
 Djordjevic
 Roy
 Geimer-1

Sept. 3, 1972
vs. Mexico *
 @ Mexico City: 1-3
 Winter
 Hamlyn (J. Moore)
 Krat (Rensing)
 Getzinger
 Roth
 P. McBride
 Benitez
 P. P. Millar
 Barto
 Roy-1
 Geimer

Aug. 29, 1972
vs. Canada *
 @ Baltimore, Md.: 2-2
 Banach (Winter)
 Hamlyn (Scardina)
 Krat (Rensing)
 Barto (Barone)
 Mata
 P. McBride
 Hausemann
 P. Millar
 J. Moore
 Roy-1
 Geimer-1

Aug. 20, 1972
vs. Canada *
 @ St. John's: 2-3
 Banach (Winter)
 Hamlyn
 Getzinger-1
 Rensing (Hausemann)
 Mata
 P. McBride
 Krat
 Barto
 J. Moore
 Roy-1
 Geimer

May 11, 1969
vs. Haiti *
 @ San Diego: 0-1
 Banach
 Krat
 E. Murphy
 Bachmeier
 Mata
 Hausemann
 Albrecht
 P. Millar
 Roy
 Baker
 Malizewski
 Stritzl

April 20, 1969
vs. Haiti *
 @ Port-au-Prince: 0-2
 Banach
 Krat
 Cameron
 Bachmeier (P. McBride)
 Mata
 E. Murphy
 Albrecht
 P. Millar
 Bayardo-Abauza
 Roy
 Stritzl

Nov. 10, 1968
vs. Bermuda * (OG)
 @ Hamilton: 2-0
 DeLong
 Krat
 Gentile
 Bachmeier
 Benedek
 E. Murphy
 Albrecht
 P. Millar
 Baker
 Roy-1
 Stritzl

Nov. 2, 1968
vs. Bermuda *
 @ Kansas City: 6-2
 Feher (DeLong)
 Krat
 Gentile
 Bachmeier
 Gansler
 E. Murphy
 Albrecht
 P. Millar-3
 Baker-2
 Roy-1
 Stritzl

Oct. 27, 1968
vs. Canada *
 @ Atlanta: 1-0
 Feher
 Krat
 Gentile
 Bachmeier
 Gansler (Clear)
 E. Murphy
 Albrecht-1
 P. Millar
 Baker
 Roy
 Stritzl

Oct. 23, 1968
vs. Haiti
 @ Port-au-Prince: 0-1
 DeLong
 Kofler
 Gentile
 Bachmeier
 Gansler
 Tober
 Krat
 Albrecht
 P. Millar
 Baker
 Benedek
 Hausemann

Oct. 21, 1968
vs. Haiti
 @ Port-au-Prince: 2-5
 Gerley
 Kofler
 Clear
 Krat
 Gansler
 Tober
 Hausemann
 P. Millar-1
 Roy
 Benedek
 Stritzl-1

Oct. 20, 1968
vs. Haiti (OG)
 @ Port-au-Prince: 6-3
 DeLong
 Feher (Gerley)
 Gentile (Hausemann)
 Clear
 Bachmeier
 E. Murphy
 Krat
 Albrecht-1
 P. Millar-3
 Roy-1
 Baker
 Stritzl

Oct. 13, 1968
vs. Canada *
 @ Toronto: 2-4
 DeLong
 Kofler
 Clear
 Bachmeier
 E. Murphy
 Krat
 Albrecht
 P. Millar
 Roy-1
 Baker
 Stritzl-1

Sept. 25, 1968
vs. Israel
 @ Philadelphia: 0-4
 DeLong
 Kofler (Specia)
 Clear (Hausemann)
 Bachmeier (Tober)
 Gansler
 Krat
 Albrecht
 P. Millar
 Roy
 Malizewski
 Stritzl

Sept. 15, 1968
vs. Israel
 @ New York: 3-3
 DeLong
 Kofler (Benedek)
 Clear (Specia)
 Bachmeier (Cecic)
 Gansler
 Krat
 Hausemann
 P. Millar-2
 Roy-1
 Malizewski
 Gentile

March 21, 1965
vs. Honduras *
 @ Tegucigalpa: 1-1
 Gerley
 Cziotka
 Bayardo-Abauza (Resznecki)
 Cameron
 Kehoe
 Roy
 E. Murphy-1
 Bachmeier
 Zerhusen
 Chyzowich
 Ely

March 17, 1965
vs. Honduras *
 @ San Pedro Sula: 1-0
 Gerley
 Cziotka
 Bayardo-Abauza
 Cameron
 Kehoe
 Kreiger
 E. Murphy-1
 Bicek
 Zerhusen
 Chyzowich
 Pal

March 12, 1965
vs. Mexico *
 @ Mexico City: 0-2
 Gerley
 Cziotka
 Resznecki
 Kreiger
 Kehoe
 Bachmeier
 Ely
 Bicek
 Zerhusen
 Cameron
 Roy

March 7, 1965
vs. Mexico *
 @ Los Angeles: 2-2
 Gerley
 Cziotka
 Resznecki
 Cameron
 Kehoe
 Kreiger
 Shmotolocha-1
 Bachmeier
 Ely
 E. Murphy
 Bicek-1

May 27, 1964
vs. England
 @ New York: 0-10
 Schwart
 Borodiak
 Racz
 Rick
 J. Garcia
 Horvath
 Noha
 Chyzowich
 Mate
 E. Murphy
 Wild

Feb. 5, 1961
vs. Colombia
 @ Bogota: 0-2
 Michel
 Freitag
 Finn
 Bachmeier
 Kriesche (Snylyk)
 Traina
 Wolanow
 Ronge (E. Murphy)
 Bonezzi
 Bustamente
 Zerhusen

Nov. 13, 1960
vs. Mexico *
 @ Mexico City: 0-3
 Noga
 Finn
 Kriesche
 Freitag
 Traina
 Ely
 E. Murphy
 E. Murphy
 Snylyk
 Zerhusen
 Bicek
 Fister

Nov. 6, 1960
vs. Mexico *
 @ Los Angeles: 3-3
 Ottogiani
 Speca
 Kriesche
 Freitag
 Traina
 Herp
 E. Murphy
 Bicek-1
 Zerhusen-1
 Snylyk
 Fister-1

May 28, 1959
England
 @ Los Angeles: 1-8
 Ottobiani
 Farquhar
 Cinowitz
 Bachmeier
 Evans
 Traina
 E. Murphy-1
 Cameron
 Zerhusen
 Looby
 Carson

July 6, 1957
vs. Canada *
 @ St. Louis: 2-3
 Burkard
 H. Keough
 Wecke
 R. Murphy
 Whitehead
 Pellizaro
 J. Murphy-1
 Looby
 Rooney
 Mendoza-1
 Cook

June 22, 1957
vs. Canada *
 @ Toronto: 1-5
 Franks
 H. Keough-1
 Wecke
 R. Murphy
 Pellizaro
 Eppy
 J. Murphy
 Looby
 Rooney
 Mendoza
 Cook

April 28, 1957 vs. Mexico * @ Long Beach, Calif.: 2-7 Engedahl Springthorpe Lillie Snylyk H. Keough Hanna E. Murphy-2 Mendoza Zerhusen McLaughlin Monsen	April 7, 1957 vs. Mexico * @ Mexico City: 0-6 Engedal Yacopec Wecke W. Bahr Traina H. Keough G. Brown Snylyk Zerhusen Grabowski Cook	Nov. 28, 1956 vs. Yugoslavia ++ @ Melbourne, Aust.: 1-9 Engedal Wecke Conterio Snylyk H. Keough Dorian E. Murphy Mendoza Zerhusen-1 Looby Monsen	Aug. 25, 1955 vs. Iceland * @ Reykjavik: 2-3 Malinowski H. Keough Wecke Marina R. Decker W. Bahr Monsen Nash McLaughlin Looby-2 E. Murphy	April 4, 1954 vs. Haiti * @ Port-au-Prince: 3-0 Malinowski H. Keough Wecke Shepell R. Decker W. Bahr Casey Looby-2 McLaughlin Craddock Mendoza-1	April 3, 1954 vs. Haiti * @ Port-au-Prince: 3-2 Malinowski H. Keough Wecke Shepell R. Decker W. Bahr Casey-1 Looby-1 McLaughlin Gormley Chachurian-1
Jan. 14, 1954 vs. Mexico * @ Mexico City: 1-3 Malinowski H. Keough O'Connell Shepell Embarger W. Bahr Casey J. Souza Petramale Looby-1 Chachurian	Jan. 10, 1954 vs. Mexico * @ Mexico City: 0-4 Borghi H. Keough O'Connell Shepell Embarger W. Bahr Casey E. Souza Grunow Looby Chachurian	June 8, 1953 vs. England @ New York: 3-6 C. Moore H. Keough Milne Springthorpe R. Decker W. Bahr Schuitz (O. Decker-2) Connelly McLaughlin Atheneos-1 Chachurian	July 16, 1952 vs. Italy ++ @ Tampere, Finland: 0-8 Burkhardt Schaller H. Keough Shepell Colombo McHugh Monsen J. Souza Suroock Mendoza Cook	April 30, 1952 vs. Scotland @ Glasgow: 0-6 H. Keough O'Connell Shepell Colombo W. Bahr Monsen E. Souza McLaughlin J. Souza Roberts	July 2, 1950 vs. Chile ** @ Recife, Brazil: 2-5 Borghi H. Keough J. Maca-1 McLvenny Colombo W. Bahr F. Wallace-1 Pariani Gaetjens J. Souza E. Souza
June 29, 1950 vs. England ** @ Belo Horizonte, Brazil: 1-0 Borghi H. Keough J. Maca McLvenny Colombo W. Bahr F. Wallace Pariani Gaetjens-1 J. Souza E. Souza	June 25, 1950 vs. Spain ** @ Curitiba, Brazil: 1-3 Strimel H. Keough J. Maca McLvenny Colombo W. Bahr F. Wallace J. Souza Gaetjens Pariani-1 Wolanin	Sept. 21, 1949 vs. Cuba * @ Mexico City: 5-2 Borghi H. Keough M. Martin Shepell Colombo W. Bahr-1 F. Wallace-1 Hynes Watterman-2 McLaughlin J. Souza-1	Sept. 18, 1949 vs. Mexico * @ Mexico City: 2-6 Borghi H. Keough M. Martin Shepell Colombo W. Bahr F. Wallace Hynes Watterman-1 J. Souza-1 McLaughlin	Sept. 14, 1949 vs. Cuba * @ Mexico City: 1-1 Borghi H. Keough Colombo W. Bahr Shepell M. Martin F. Wallace-1 Hynes Matevich J. Souza McLaughlin	Sept. 4, 1949 vs. Mexico * @ Mexico City: 0-6 Watterman M. Martin Shepell Colombo W. Bahr F. Wallace Hynes Matevich J. Souza McLaughlin
June 19, 1949 vs. Scotland @ Randall's Is., N.Y.: 0-4 Olaf Yacopec M. Martin Shepell Colombo Whatford (Matevich) W. Bahr Graesser O'Connell J. Souza Muniz	Aug. 11, 1948 vs. Northern Ireland @ Belfast: 0-5 Rego Costa Annis Ferreira M. Martin (Colombo) W. Bahr Beckman Pariani (Grinnow) Bertani McLaughlin J. Souza	Aug. 6, 1948 vs. Norway @ Oslo: 0-11 Strimel Rego Costa M. Martin Ferreira Colombo W. Bahr Beckman Pariani Bertani McLaughlin J. Souza	Aug. 2, 1948 vs. Italy ++ @ London: 0-9 Olaf Rego M. Martin Colombo Ferreira W. Bahr Beckman J. Souza Bertani McLaughlin E. Souza	July 20, 1947 vs. Cuba * @ Havana: 2-5 Romanowicz M. Martin Machado Rego Costa Michaels Braga Moniz E. Souza-1 Valentine-1 J. Souza Travis	July 13, 1947 vs. Mexico % @ Havana: 0-5 Romanowicz Machado M. Martin Rego Costa Ferreira Braga Moniz E. Souza Valentine J. Souza Travis
Sept. 26, 1937 vs. Mexico * @ Mexico City: 1-5 Voltz Hamilton Ferrans Michaels Rodrigues Dubieny McEwan Nemchik Rae-1 Martinelli McAlees	Sept. 19, 1937 vs. Mexico * @ Mexico City: 3-7 Voltz Hamilton Ferrans Michaels (Currie) Rodrigues Dubieny Nemchik-1 Ruddy Rae-1 Martinelli McEwan-1	Sept. 12, 1937 vs. Mexico * @ Mexico City: 2-7 Voltz Margenson Ferrans Currie Martelli Dubieny Nemchik Ruddy Rae-1 McEwan-1 McAlees	Aug. 3, 1936 vs. Italy ++ @ Berlin, Germany: 0-1 Bartkus Greinert Zbilowski Crockett Pietras Altomose Gajda Nemchik Lutkeffedder Fiedler Ryan	May 27, 1934 vs. Italy * @ Rome: 1-7 Hjulian Moorhouse Pietras Czerkiewicz Gonsalves Florie Ryan Nilsen Donelli-1 Dick McLean	May 24, 1934 vs. Mexico * @ Rome: 4-2 Hjulian Moorhouse Lehman Czerkiewicz Gonsalves Pietras Gallagher Nilsen Florie Donelli-4 McLean
Aug. 17, 1930 vs. Brazil @ Rio de Janeiro: 3-4 Douglas A. Wood Moorhouse Gallagher Gonsalves-1 Slone J. Brown Auld Patenaude-2 Bookie Florie	July 26, 1930 vs. Argentina ** @ Montevideo, Uru.: 1-6 Douglas A. Wood Moorhouse Gallagher Tracey Auld J. Brown-1 Gonsalves Patenaude Florie McGhee	July 17, 1930 vs. Paraguay ** @ Montevideo, Uru.: 3-0 Douglas A. Wood Moorhouse Gallagher Tracey Auld J. Brown Gonsalves Patenaude-3 Florie McGhee	July 13, 1930 vs. Belgium ** @ Montevideo, Uru.: 3-0 Douglas A. Wood Moorhouse Gallagher Tracey J. Brown Gonsalves Florie-1 Patenaude-1 Auld McGhee-1	June 10, 1928 vs. Poland @ Warsaw: 3-3 A. Cooper Duffy H. Smith Ryan-1 Lyons Allen Findlay Deal Kuntner-1 Carroll Gallagher-1	May 30, 1928 vs. Argentina ++ @ Amsterdam: 2-11 A. Cooper Duffy H. Smith Ryan Lyons Aitken Findlay Deal Kuntner-1 Carroll-1 Gallagher
Nov. 6, 1926 vs. Canada @ Brooklyn, N.Y.: 6-1 F. Kerr Marshall-1 Wilson B. Morris Carniham Moorhouse Burness E. Smith D. Brown-2 Auld-2 Florie-1	Nov. 8, 1925 vs. Canada @ Brooklyn, N.Y.: 6-1 Steel D. Robertson Wilson J. Kelly Carniham Herd D. Brown-2 McGuire A. Stark-4 B. Millar Goldie	June 27, 1925 vs. Canada @ Montreal: 0-1 Douglas I. Davis Ferguson T. Stark McFarlane Meyerdieks D. Brown Battles A. Stark B. Millar Florie	June 16, 1924 vs. Ireland @ Dublin: 1-3 Douglas Mulholland Ruddy Demko Hornberger O'Connor I. Davis Wells Straden Rhody-1 Hart	June 10, 1924 vs. Poland (OG) @ Warsaw: 3-2 Douglas Mulholland O'Connor Demko Hornberger C. Johnson I. Davis Wells Straden-2 F. B. Jones Hart	May 29, 1924 vs. Uruguay ++ @ Paris: 0-3 Douglas I. Davis O'Connor C. Johnson Hornberger F. B. Jones Findlay Wells Straden Farrell Dalrymple

May 25, 1924
vs. Estonia ++
@ Paris: 1-0
Douglas
I. Davis
Rudd
F. B. Jones
Hornberger
O'Connor
Findlay
Brix
Straden-1
Farrell
Dalrymple

Sept. 3, 1916
vs. Norway
@ Oslo: 1-1
Tintie
J. Robertson
C. Spalding
T. Murray
N. Clarke
C. Smith
Diedrichsen
Swords
Hemingsley
Ellis-1
H. Cooper

Aug. 20, 1916
vs. Sweden
@ Stockholm: 3-2
Tintie
J. Robertson
C. Spalding-1
T. Murray
N. Clarke
C. Smith
Ford
Swords
Hemingsley
Ellis-1
H. Cooper-1



U.S. Men's National Team All-Time Head Coaches

Years	Coach	W-L-T	Pct.	Years	Coach	W-L-T	Pct.
1916	Tom Cahill	1-0-1	.750	1973	Eugene Chyzowych	3-2-0	.600
1924	George Burford	2-2-0	.500	1973	Gordon Bradley	0-5-0	.000
1925-1926	Nat Agar	2-1-0	.667	1974	Dettmar Cramer	0-2-0	.000
1928	George Burford	0-1-1	.025	1975	Al Miller	0-2-0	.000
1930	Robert Millar	2-2-0	.500	1975	Manfred Schellscheidt	0-3-0	.000
1934	David Gould	1-1-0	.500	1976-1980	Walter Chyzowych	8-14-10	.406
1936	Elmer Schroeder	0-1-0	.000	1982	Bob Gansler	1-0-0	1.000
1937	Bill Lloyd	0-3-0	.000	1983-1985	Alkis Panagoulis	6-5-7	.527
1947	Andrew M. Brown	0-2-0	.000	1986-1988	Lothar Osiander	4-9-5	.361
1948-1949	Walter Giesler	1-6-1	.188	1989-1991	Bob Gansler	14-16-6	.472
1950	William Jeffrey	1-2-0	.333	1991	John Kowalski	1-0-1	.750
1952	John Wood	0-2-0	.000	1991-1995	Bora Milutinovic	30-35-31	.474
1953-1955	Erno Schwartz	2-4-0	.333	1995-1998	Steve Sampson	26-22-14	.532
1956	John Mills	0-1-0	.000	1998-2006	Bruce Arena	71-30-29	.658
1957	George Meyer	0-4-0	.000	2007-2011	Bob Bradley	43-25-12	.612
1959-1961	Jim Reed	0-3-1	.125	2011-2016	Jurgen Klinsmann	55-27-16	.642
1964	John Herberger	0-1-0	.000	2017	Bruce Arena	10-2-6	.722
1965	George Meyer	1-1-2	.500	2017-2018	Dave Sarachan	3-5-4	.417
1968	Phil Woosnam	4-4-1	.500	2019-	Gregg Berhalter	11-5-2	.666
1969	Gordon Jago	0-2-0	.000				
1971-1972	Bob Kehoe	0-3-1	.125				
1973	Max Vosniak	0-2-0	.000				
				All-Time Totals		303-257-151	.532

All-Time U.S. Women's National Team Head-to-Head Results

Antigua & Barbuda (2-0-0; GF 5, GA 2)

June 8, 2012	3-1	W *	Tampa, Fla.
Oct. 12, 2012	2-1	W *	North Sound, Antigua

Argentina (2-7-2; GF 9, GA 34)

May 30, 1928	2-11	L ++	Amsterdam, Holland
July 26, 1930	1-6	L **	Montevideo, Uruguay
Aug. 21, 1975	0-6	L	Mexico City, Mexico
May 19, 1991	0-1	L	Palo Alto, Calif.
July 14, 1995	3-0	W @	Paysandu, Uruguay
June 13, 1999	1-0	W	Washington, D.C.
Feb. 8, 2003	0-1	L	Miami, Fla.
June 28, 2007	1-4	L @	Maracaibo, Venezuela
June 8, 2008	0-0	T	East Rutherford, N.J.
March 26, 2011	1-1	T	East Rutherford, N.J.
June 21, 2016	0-4	L @	Houston, Texas

Armenia (1-0-0; GF 1, GA 0)

May 15, 1994	1-0	W	Fullerton, Calif.
--------------	-----	---	-------------------

Australia (1-1-1; GF 3, GA 2)

June 13, 1992	0-1	L	Orlando, Fla.
Nov. 6, 1998	0-0	T	San Jose, Calif.
June 5, 2010	3-1	W	Roodepoort, South Africa

Austria (1-2-0; GF 4, GA 3)

June 19, 1990	1-2	L **	Florence, Italy
April 22, 1998	3-0	W	Vienna, Austria
Nov. 19, 2013	0-1	L	Vienna, Austria

Azerbaijan (1-0-0; GF 2, GA 0)

May 27, 2014	1-0	W	San Francisco, Calif.
--------------	-----	---	-----------------------

Barbados (4-0-0; GF 20, GA 0)

Aug. 16, 2000	7-0	W *	Foxborough, Mass.
Nov. 15, 2000	4-0	W *	Waterford, Barbados
June 15, 2008	8-0	W *	Carson, Calif.
June 22, 2008	1-0	W *	Bridgetown, Barbados

Belgium (1-5-0; GF 6, GA 10)

July 13, 1930	3-0	W **	Montevideo, Uruguay
April 22, 1995	0-1	L	Brussels, Belgium
Feb. 25, 1998	0-2	L	Brussels, Belgium
Sept. 6, 2011	0-1	L	Brussels, Belgium
May 29, 2013	2-4	L	Cleveland, Ohio
July 1, 2014	1-2	L **	Salvador, Brazil

Belize (1-0-0; GF 6, GA 1)

July 9, 2013	6-1	W ^	Portland, Ore.
--------------	-----	-----	----------------

Bermuda (6-2-0; GF 15, GA 9)

Nov. 2, 1968	6-2	W *	Kansas City, Mo.
Nov. 10, 1968	2-0	W *	Hamilton, Bermuda
March 17, 1973	0-4	L	Hamilton, Bermuda
Sept. 9, 1973	1-0	W	Hartford, Conn.
Oct. 7, 1979	3-1	W	Hamilton, Bermuda
Nov. 14, 1989	2-1	W	Cocoa Beach, Fla.
Feb. 13, 1990	1-0	W	Hamilton, Bermuda
Feb. 21, 1991	0-1	L	Hamilton, Bermuda

Bolivia (2-2-4; GF 10, GA 6)

May 23, 1993	0-0	T	Fullerton, Calif.
Feb. 18, 1994	1-1	T	Miami, Fla.
March 26, 1994	2-2	T	Dallas, Texas
July 11, 1995	0-1	L @	Paysandu, Uruguay
June 12, 1996	0-2	L	Washington, D.C.
Jan. 24, 1999	0-0	T	Santa Cruz, Bolivia
May 28, 2016	4-0	W	Kansas City, Kan.
May 28, 2018	3-0	W	Chester, Pa.

Bosnia-Herzegovina (1-0-1; GF 4, GA 3)

Aug. 14, 2013	4-3	W	Sarajevo, Bosnia-Herzegovina
Jan. 28, 2018	0-0	T	Carson, Calif.

Brazil (1-18-0; GF 12, GA 41)

Aug. 17, 1930	3-4	L	Rio de Janeiro, Brazil
Feb. 26, 1992	0-3	L	Fortaleza, Brazil
Aug. 2, 1992	0-1	L	Los Angeles, Calif.
June 6, 1993	0-2	L	New Haven, Conn.
July 4, 1994	0-1	L**	Palo Alto, Calif.
July 20, 1995	0-1	L@	Maldonado, Uruguay
Jan. 18, 1996	0-1	L^	Los Angeles, Calif.
Feb. 10, 1998	1-0	W^	Los Angeles, Calif.
July 28, 1999	0-1	L#	Guadalajara, Mexico
March 3, 2001	1-2	L	Pasadena, Calif.
June 21, 2003	0-1	L#	Lyon, France
July 23, 2003	1-2	L (ot)^	Miami, Fla.
Sept. 9, 2007	2-4	L	Chicago, Ill.
June 18, 2009	0-3	L#	Pretoria, South Africa
June 28, 2009	2-3	L#	Johannesburg, South Africa
Aug. 10, 2010	0-2	L	East Rutherford, N.J.
May 30, 2012	1-4	L	Landover, Md.
Sept. 8, 2015	1-4	L	Foxborough, Mass.
Sept. 7, 2018	0-2	L	East Rutherford, N.J.

Cameroon (0-0-1; GF 0, GA 0)

June 23, 2003	0-0	T#	Lyon, France
---------------	-----	----	--------------

Canada (15-9-11; GF 56, GA 35)

June 27, 1925	0-1	L	Montreal, Canada
Nov. 8, 1925	6-1	W	Brooklyn, N.Y.
Nov. 6, 1926	6-1	W	Brooklyn, N.Y.
June 22, 1957	1-5	L*	Toronto, Canada
July 6, 1957	2-3	L*	St. Louis, Mo.
Oct. 17, 1968	2-4	L*	Toronto, Canada
Oct. 27, 1968	1-0	W*	Atlanta, Ga.
Aug. 20, 1972	2-3	L*	St. John's, Canada
Aug. 29, 1972	2-2	T*	Baltimore, Md.
Aug. 5, 1973	2-0	W	Windsor, Canada
Sept. 24, 1976	1-1	T*	Vancouver, Canada
Oct. 20, 1976	2-0	W*	Seattle, Wash.
Dec. 22, 1976	0-3	L*	Port-au-Prince, Haiti
Oct. 25, 1980	0-0	T*	Ft. Lauderdale, Fla.
Nov. 1, 1980	1-2	L*	Vancouver, Canada
April 2, 1985	0-2	L	Vancouver, Canada
April 4, 1985	1-1	T	Portland, Ore.
Feb. 5, 1986	0-0	T	Miami, Fla.
March 16, 1991	2-0	W	Los Angeles, Calif.
Sept. 3, 1992	2-0	W	St. John's, Canada
Oct. 9, 1992	0-0	T	Greensboro, N.C.
March 3, 1993	2-2	T	Costa Mesa, Calif.
March 16, 1997	3-0	W*	Palo Alto, Calif.
Nov. 9, 1997	3-0	W*	Vancouver, Canada
Jan. 30, 2002	0-0	T^	Pasadena, Calif. (4-2 pk)
Jan. 18, 2003	4-0	W	Ft. Lauderdale, Fla.
July 9, 2005	2-0	W^	Seattle, Wash.
Jan. 22, 2006	0-0	T	San Diego, Calif.
June 21, 2007	2-1	W^	Chicago, Ill.
June 7, 2011	2-0	W^	Detroit, Mich.
June 3, 2012	0-0	T	Toronto, Canada
Jan. 29, 2013	0-0	T	Houston, Texas
Feb. 5, 2016	1-0	W	Carson, Calif.
Oct. 15, 2019	0-2	L	Toronto, Canada
Nov. 15, 2019	4-1	W	Orlando, Fla.

Cayman Islands (1-0-0; GF 8, GA 1)

Nov. 14, 1993	8-1	W	Mission Viejo, Calif.
---------------	-----	---	-----------------------

Chile (3-5-3; GF 14, GA 22)

July 2, 1950	2-5	L**	Recife, Brazil
June 1, 1988	1-1	T	Stockton, Calif.
June 3, 1988	1-3	L	San Diego, Calif.
June 5, 1988	0-3	L	Fresno, Calif.
April 30, 1994	0-2	L	Albuquerque, N.M.
July 8, 1995	2-1	W@	Pasandu, Uruguay
Feb. 21, 1999	2-1	W	Ft. Lauderdale, Fla.
Jan. 29, 2000	2-1	W	Coquimbo, Chile
Jan. 22, 2011	1-1	T	Carson, Calif.
Jan. 28, 2015	2-3	L	Rancagua, Chile
March 26, 2019	1-1	T	Houston, Texas

China PR (5-1-2; GF 17, GA 7)

Oct. 6, 1977	1-1	T	Washington, D.C.
Oct. 10, 1977	1-0	W	Atlanta, Ga.
Oct. 16, 1977	2-1	W	San Francisco, Calif.
April 4, 1992	5-0	W	Palo Alto, Calif.
Jan. 29, 1997	1-2	L	Kunming, China
Feb. 1, 1997	1-1	T	Guangzhou, China
Jan. 27, 2001	2-1	W	Oakland, Calif.
June 2, 2007	4-1	W	San Jose, Calif.

Colombia (3-13-4; GF 14, GA 28)

Feb. 5, 1961	0-2	L	Bogota, Colombia
Oct. 11, 1984	1-0	W	Los Angeles, Calif.
May 14, 1988	0-2	L	Miami, Fla.
June 24, 1989	0-1	L	Miami, Fla.
Feb. 4, 1990	1-1	T	Miami, Fla. (8-9 pk)
April 22, 1990	0-1	L	Miami, Fla.
July 31, 1992	0-1	L	Los Angeles, Calif.
May 8, 1993	1-2	L	Miami, Fla.
June 22, 1994	2-1	W**	Pasadena, Calif.
June 25, 1995	0-0	T	Piscataway, N.J.
July 22, 1995	1-4	L@	Maldonado, Uruguay
Feb. 19, 2000	2-2	T^	Miami, Fla. (1-2 pk)
Feb. 3, 2001	0-1	L	Miami, Fla.
March 9, 2005	3-0	W	Fullerton, Calif.
July 5, 2007	0-1	L@	Barquisimeto, Venezuela
Oct. 12, 2010	0-0	T	Chester, Pa.
Nov. 14, 2014	1-2	L	London, England
June 3, 2016	0-2	L@	Santa Clara, Calif.
June 25, 2016	0-1	L@	Glendale, Ariz.
Oct. 11, 2018	2-4	L	Tampa, Fla.

Commonwealth**of Independent States (1-1-0; GF 2, GA 2)**

Jan. 25, 1992	0-1	L	Miami, Fla.
Feb. 2, 1992	2-1	W	Detroit, Mich.

Costa Rica (16-16-6; GF 42, GA 45)

Aug. 19, 1975	1-3	L	Mexico City, Mexico
May 26, 1985	1-1	T*	Alajuela, Costa Rica
May 31, 1985	0-1	L*	Torrance, Calif.
June 14, 1988	1-0	W	San Antonio, Texas
April 16, 1989	0-1	L*	San Jose, Costa Rica
April 30, 1989	1-0	W*	St. Louis, Mo.
Feb. 2, 1990	0-2	L	Miami, Fla.
July 3, 1991	3-2	W^	Los Angeles, Calif.
Nov. 24, 1991	1-1	T	Dallas, Texas
Feb. 12, 1992	0-0	T	San Jose, Costa Rica
July 21, 1993	1-0	W (ot)^	Dallas, Texas
May 28, 1995	1-2	L	Tampa, Fla.
Dec. 1, 1996	1-2	L*	San Jose, Costa Rica
Dec. 14, 1996	2-1	W*	Palo Alto, Calif.
March 23, 1997	2-3	L*	San Jose, Costa Rica
Sept. 7, 1997	1-0	W*	Portland, Ore.
Feb. 7, 1998	2-1	W^	Oakland, Calif.
July 23, 2000	1-2	L*	San Jose, Costa Rica
Oct. 11, 2000	0-0	T*	Columbus, Ohio
April 25, 2001	1-0	W*	Kansas City, Mo.
Sept. 5, 2001	0-2	L*	San Jose, Costa Rica
Feb. 2, 2002	2-0	W^	Pasadena, Calif.
July 26, 2003	3-2	W^	Miami, Fla.
June 4, 2005	3-0	W*	Salt Lake City, Utah
July 12, 2005	0-0	T^	Foxborough, Mass.
Oct. 8, 2005	0-3	L*	San Jose, Costa Rica
June 3, 2009	1-3	L*	San Jose, Costa Rica
Oct. 14, 2009	2-2	T	Washington, D.C.
Sept. 2, 2011	0-1	L	Carson, Calif.
March 22, 2013	1-0	W*	Commerce City, Colo.
July 16, 2013	1-0	W^	East Hartford, Conn.
Sept. 6, 2013	1-3	L*	San Jose, Costa Rica
Oct. 13, 2015	0-1	L	Harrison, N.J.
June 7, 2016	4-0	W@	Chicago, Ill.
Nov. 15, 2016	0-4	L*	San Jose, Costa Rica
July 22, 2017	2-0	W^	Arlington, Texas
Sept. 1, 2017	0-2	L*	Harrison, N.J.
Feb. 2, 2019	2-0	W	San Jose, Calif.



Cuba (12-1-1; GF 51, GA 11)

July 20, 1947	2-5	L %	Havana, Cuba
Sept. 14, 1949	1-1	T *	Mexico City, Mexico
Sept. 21, 1949	5-2	W *	Mexico City, Mexico
Feb. 1, 1998	3-0	W ^	Oakland, Calif.
Jan. 21, 2002	1-0	W ^	Pasadena, Calif.
July 19, 2003	5-0	W ^	Foxborough, Mass.
July 7, 2005	4-1	W ^	Seattle, Wash.
Sept. 6, 2008	1-0	W *	Havana, Cuba
Oct. 11, 2008	6-1	W *	Washington, D.C.
July 13, 2013	4-1	W ^	Sandy, Utah
July 18, 2015	6-0	W ^	Baltimore, Md.
Oct. 7, 2016	2-0	W	Havana, Cuba
Oct. 11, 2019	7-0	W &	Washington, D.C.
Nov. 19, 2019	4-0	W &	George Town, Cayman Islands

Curaçao (2-0-1; GF 5, GA 0)

Sept. 29, 1984	0-0	T *	Curacao, Netherlands Antilles
Oct. 6, 1984	4-0	W *	St. Louis, Mo.
June 30, 2019	1-0	W ^	Philadelphia, Pa.

Czechoslovakia (0-1-0; GF 1, GA 5)

June 10, 1990	1-5	L **	Florence, Italy
---------------	-----	------	-----------------

Note: Czechoslovakia's history is officially recognized by both the Czech Republic and Slovakia.

Czech Republic (1-2-0; GF 3, GA 7)

June 12, 2006	0-3	L **	Gelsenkirchen, Germany
May 25, 2010	2-4	L	East Hartford, Conn.
Sept. 3, 2014	1-0	W	Prague, Czech Republic

Denmark (1-3-3; GF 10, GA 14)

Jan. 30, 1993	2-2	T	Tempe, Ariz.
Feb. 10, 1994	0-0	T	Hong Kong (2-4 pk)
Jan. 22, 1997	1-4	L	Pasadena, Calif.
Jan. 18, 2004	1-1	T	Carson, Calif.
Jan. 20, 2007	3-1	W	Carson, Calif.
Nov. 18, 2009	1-3	L	Aarhus, Denmark
March 25, 2015	2-3	L	Aarhus, Denmark

East Germany (0-2-0; GF 3, GA 5)

March 28, 1990	2-3	L	Berlin, East Germany
July 28, 1990	1-2	L	Milwaukee, Wis.

Ecuador (5-5-5; GF 11, GA 12)

Nov. 30, 1984	0-0	T	Long Island, N.Y.
Dec. 2, 1984	2-2	T	Miami, Fla.
June 7, 1988	0-1	L	Albuquerque, N.M.
June 10, 1988	0-2	L	Houston, Texas
June 12, 1988	0-0	T	Ft. Worth, Texas
June 19, 1993	0-2	L @	Quito, Ecuador
Aug. 7, 1997	0-1	L	Baltimore, Md.
June 7, 2001	0-0	T	Columbus, Ohio
March 10, 2002	1-0	W	Birmingham, Ala.
March 25, 2007	3-1	W	Tampa, Fla.
Oct. 11, 2011	0-1	L	Harrison, N.J.
Oct. 10, 2014	1-1	T	Hartford, Conn.
May 25, 2016	1-0	W	Frisco, Texas
June 16, 2016	2-1	W @	Seattle, Wash.
March 21, 2019	1-0	W	Orlando, Fla.

Egypt (1-1-0; GF 4, GA 3)

June 8, 1987	1-3	L	Seoul, South Korea
June 21, 2009	3-0	W #	Rustenburg, South Africa

El Salvador (17-1-5; GF 54, GA 15)

Sept. 15, 1977	2-1	W	San Salvador, El Salvador
Sept. 30, 1977	0-0	T	Los Angeles, Calif.
Oct. 9, 1984	3-1	W	Los Angeles, Calif.
Sept. 17, 1989	1-0	W *	Tegucigalpa, Honduras
Nov. 5, 1989	0-0	T *	St. Louis, Mo.
Feb. 19, 1992	0-2	L	San Salvador, El Salvador
March 23, 1993	2-2	T	San Salvador, El Salvador
Dec. 5, 1993	7-0	W	Los Angeles, Calif.
Jan. 16, 1996	2-0	W ^	Anaheim, Calif.
Aug. 30, 1996	3-1	W	Los Angeles, Calif.
June 29, 1997	1-1	T *	San Salvador, El Salvador
Nov. 16, 1997	4-2	W *	Foxborough, Mass.
Jan. 27, 2002	4-0	W ^	Pasadena, Calif.
Nov. 17, 2002	2-0	W	Washington, D.C.
July 12, 2003	2-0	W ^	Foxborough, Mass.
Sept. 4, 2004	2-0	W *	Foxborough, Mass.
Oct. 10, 2004	2-0	W *	San Salvador, El Salvador
June 12, 2007	4-0	W ^	Foxborough, Mass.
March 28, 2009	2-2	T *	San Salvador, El Salvador
Sept. 5, 2009	2-1	W *	Sandy, Utah
Feb. 24, 2010	2-1	W	Tampa, Fla.
July 21, 2013	5-1	W ^	Baltimore, Md.
July 19, 2017	2-0	W ^	Philadelphia, Pa.

England (2-8-1; GF 9, GA 39)

June 29, 1950	1-0	W **	Belo Horizonte, Brazil
June 8, 1953	3-6	L	New York, N.Y.
May 28, 1959	1-8	L	Los Angeles, Calif.
May 27, 1964	0-10	L	New York, N.Y.
June 16, 1985	0-5	L	Los Angeles, Calif.
June 9, 1993	2-0	W	Foxborough, Mass.
Sept. 7, 1994	0-2	L	London, England
May 28, 2005	1-2	L	Chicago, Ill.
May 28, 2008	0-2	L	London, England
June 12, 2010	1-1	T **	Rustenburg, South Africa
Nov. 15, 2018	0-3	L	London, England

Estonia (2-0-0; GF 5, GA 0)

May 25, 1924	1-0	W ++	Paris, France
May 7, 1994	4-0	W	Fullerton, Calif.

Finland (1-0-0; GF 2, GA 1)

March 10, 1990	2-1	W	Tampa, Fla.
----------------	-----	---	-------------

France (0-3-1; GF 1, GA 11)

May 2, 1979	0-6	L	East Rutherford, N.J.
Oct. 10, 1979	0-3	L	Paris, France
Nov. 11, 2011	0-1	L	Saint-Denis, France
June 9, 2018	1-1	T	Lyon, France

Germany (4-7-0; GF 17, GA 23)

June 13, 1993	3-4	L	Chicago, Ill.
Dec. 18, 1993	0-3	L	Palo Alto, Calif.
June 15, 1998	0-2	L **	Paris, France
Feb. 6, 1999	3-0	W	Jacksonville, Fla.
July 30, 1999	2-0	W #	Guadalajara, Mexico
March 27, 2002	2-4	L	Rostock, Germany
June 21, 2002	0-1	L **	Ulsan, Korea Republic
March 22, 2006	1-4	L	Dortmund, Germany
June 2, 2013	4-3	W	Washington, D.C.
June 26, 2014	0-1	L **	Recife, Brazil
June 10, 2015	2-1	W	Cologne, Germany

Ghana (2-2-0; GF 6, GA 6)

June 22, 2006	1-2	L **	Nuremberg, Germany
June 26, 2010	1-2	L ** (ot)	Rustenburg, South Africa
June 16, 2014	2-1	W **	Natal, Brazil
July 1, 2017	2-1	W	East Hartford, Conn.

Greece (0-0-1; GF 1, GA 1)

May 28, 1994	1-1	T	New Haven, Conn.
--------------	-----	---	------------------

Grenada (3-0-0; GF 10, GA 2)

June 13, 2004	3-0	W *	Columbus, Ohio
June 20, 2004	3-2	W *	St. George's, Grenada
July 4, 2009	4-0	W ^	Seattle, Wash.

Guadeloupe (1-0-0; GF 1, GA 0)

June 14, 2011	1-0	W ^	Kansas City, Kan.
---------------	-----	-----	-------------------

Guatemala (16-5-6; GF 47, GA 19)

Sept. 18, 1977	1-3	L	Guatemala City, Guatemala
Sept. 25, 1977	0-2	L	Guatemala City, Guatemala
Oct. 14, 1984	0-4	L	Guatemala City, Guatemala
Jan. 10, 1988	0-1	L	Guatemala City, Guatemala
Jan. 13, 1988	1-0	W	Guatemala City, Guatemala
June 17, 1989	2-1	W *	New Britain, Conn.
Oct. 8, 1989	0-0	T *	Guatemala City, Guatemala
July 1, 1991	3-0	W ^	Pasadena, Calif.
Jan. 21, 1996	3-0	W ^	Los Angeles, Calif.
Nov. 3, 1996	2-0	W *	Washington, D.C.
Dec. 21, 1996	2-2	T *	San Salvador, El Salvador
March 11, 1999	3-1	W	Los Angeles, Calif.
July 16, 2000	1-1	T *	Mazatenango, Guatemala
Sept. 3, 2000	1-0	W *	Washington, D.C.
March 30, 2005	2-0	W *	Birmingham, Ala.
Sept. 7, 2005	0-0	T *	Guatemala City, Guatemala
Feb. 19, 2006	4-0	W	Frisco, Texas
March 28, 2007	0-0	T	Frisco, Texas
June 7, 2007	1-0	W ^	Carson, Calif.
Aug. 20, 2008	1-0	W *	Guatemala City, Guatemala
Nov. 19, 2008	2-0	W *	Commerce City, Colo.
June 12, 2012	1-1	T *	Guatemala City, Guatemala
Oct. 16, 2012	3-1	W *	Kansas City, Kan.
July 5, 2013	6-0	W	San Diego, Calif.
July 3, 2015	4-0	W	Nashville, Tenn.
March 25, 2016	0-2	L *	Guatemala City, Guatemala
March 29, 2016	4-0	W *	Columbus, Ohio

Guyana (1-0-0; GF 4, GA 0)

June 18, 2019	4-0	W ^	St. Paul, Minn.
---------------	-----	-----	-----------------

Haiti (6-6-5; GF 23, GA 19)

April 3, 1954	3-2	W *	Port-au-Prince, Haiti
April 4, 1954	3-0	W *	Port-au-Prince, Haiti
Oct. 20, 1968	6-3	W	Port-au-Prince, Haiti
Oct. 21, 1968	2-5	L	Port-au-Prince, Haiti
Oct. 23, 1968	0-1	L	Port-au-Prince, Haiti
April 20, 1969	0-2	L *	Port-au-Prince, Haiti
May 11, 1969	0-1	L *	San Diego, Calif.
Nov. 3, 1973	0-1	L	Port-au-Prince, Haiti
Nov. 5, 1973	0-1	L	Port-au-Prince, Haiti
Nov. 10, 1976	0-0	T	Port-au-Prince, Haiti
Nov. 12, 1976	0-0	T	Port-au-Prince, Haiti
Nov. 14, 1976	0-0	T	Port-au-Prince, Haiti
April 8, 1983	2-0	W	Port-au-Prince, Haiti
Feb. 12, 2000	3-0	W ^	Miami, Fla.
March 13, 2004	1-1	T	Miami, Fla.
July 11, 2009	2-2	T ^	Foxborough, Mass.
July 10, 2015	1-0	W ^	Foxborough, Mass.

Honduras (16-4-5; GF 46, GA 23)

March 17, 1965	1-0	W *	San Pedro Sula, Honduras
March 21, 1965	1-1	T *	Tegucigalpa, Honduras
July 7, 1991	0-0	T ^	Los Angeles, Calif. (4-3 pk)
March 25, 1993	1-4	L	Tegucigalpa, Honduras
July 17, 1993	1-0	W ^	Dallas, Texas
Dec. 11, 1994	1-1	T	Fullerton, Calif.
March 28, 2001	2-1	W *	San Pedro Sula, Honduras
Sept. 1, 2001	2-3	L *	Washington, D.C.
March 2, 2002	4-0	W	Seattle, Wash.
June 2, 2004	4-0	W	Foxborough, Mass.
March 19, 2005	1-0	W	Albuquerque, N.M.
July 21, 2005	2-1	W ^	East Rutherford, N.J.
June 6, 2009	2-1	W *	Chicago, Ill.
July 8, 2009	2-0	W ^	Washington, D.C.
July 23, 2009	2-0	W ^	Chicago, Ill.
Oct. 10, 2009	3-2	W *	San Pedro Sula, Honduras
Jan. 23, 2010	1-3	L	Carson, Calif.
Oct. 8, 2011	1-0	W	Miami, Fla.
Feb. 6, 2013	1-2	L *	San Pedro Sula, Honduras
June 18, 2013	1-0	W *	Sandy, Utah
July 24, 2013	3-1	W ^	Arlington, Texas
Oct. 14, 2014	1-1	T	Boca Raton, Fla.
July 7, 2015	2-1	W ^	Frisco, Texas
March 24, 2017	6-0	W *	San Jose, Calif.
Sept. 5, 2017	1-1	T *	San Pedro Sula, Honduras

Hungary (1-1-1; GF 2, GA 2)

Oct. 26, 1979	2-0	W	Budapest, Hungary
March 20, 1990	0-2	L	Budapest, Hungary
March 10, 1993	0-0	T	Nagoya, Japan

Iceland (3-2-2; GF 12, GA 9)

Aug. 25, 1955	2-3	L	Reykjavik, Iceland
Sept. 3, 1978	0-0	T	Reykjavik, Iceland
April 8, 1990	4-1	W	St. Louis, Mo.
April 17, 1993	1-1	T	Costa Mesa, Calif.
Aug. 31, 1993	1-0	W	Reykjavik, Iceland
April 24, 1994	1-2	L	San Diego, Calif.
Jan. 31, 2016	3-2	W	Carson, Calif.

Iran (0-1-1; GF 2, GA 3)

June 21, 1998	1-2	L **	Lyon, France
Jan. 16, 2000	1-1	T	Pasadena, Calif.

Ireland (2-6-2; GF 14, GA 22)

June 16, 1924	1-3	L	Dublin, Ireland
Oct. 29, 1979	2-3	L	Dublin, Ireland
June 1, 1991	1-1	T	Foxborough, Mass.
April 29, 1992	1-4	L	Dublin, Ireland
May 30, 1992	3-1	W	Washington D.C.
June 9, 1996	2-1	W	Foxborough, Mass.
June 6, 2000	1-1	T	Foxborough, Mass.
April 17, 2002	1-2	L	Dublin, Ireland
Nov. 18, 2014	1-4	L	Dublin, Ireland
June 2, 2018	1-2	L	Dublin, Ireland

Israel (1-3-1; GF 6, GA 13)

Sept. 15, 1968	3-3	T	New York, N.Y.
Sept. 25, 1968	0-4	L	Philadelphia, Pa.
Nov. 13, 1973	1-3	L	Tel-Aviv, Israel
Nov. 15, 1973	0-2	L	Beersheba, Israel
June 17, 1997	2-1	W	Jacksonville, Fla.

Italy (1-8-3; GF 5, GA 33)

May 27, 1934	1-7	L **	Rome, Italy
Aug. 3, 1936	0-1	L ++	Berlin, Germany
Aug. 2, 1948	0-9	L ++	London, England
July 16, 1952	0-8	L ++	Tampere, Finland
May 30, 1984	0-0	T	East Rutherford, N.J.
June 14, 1990	0-1	L **	Rome, Italy
June 6, 1992	1-1	T	Chicago, Ill.
Feb. 13, 2002	0-1	L	Catania, Italy
June 17, 2006	1-1	T **	Kaiserslautern, Germany
June 15, 2009	1-3	L #	Pretoria, South Africa
Feb. 29, 2012	1-0	W	Genoa, Italy
Nov. 20, 2018	0-1	L	Genk, Belgium

Ivory Coast (1-0-0; GF 5, GA 2)

Oct. 19, 1992 5-2 W # Riyadh, Saudi Arabia

Jamaica (16-3-8; GF 44, GA 18)

July 24, 1988 0-0 T * Kingston, Jamaica
 Aug. 13, 1988 5-1 W * St. Louis, Mo.
 Sept. 14, 1991 1-0 W High Point, N.C.
 July 10, 1993 1-0 W ^ Dallas, Texas
 Nov. 7, 1993 1-0 W Fullerton, Calif.
 Nov. 22, 1994 3-0 W Kingston, Jamaica
 March 2, 1997 0-0 T * Kingston, Jamaica
 Oct. 3, 1997 1-1 T * Washington, D.C.
 Sept. 8, 1999 2-2 T Kingston, Jamaica
 June 16, 2001 0-0 T * Kingston, Jamaica
 Oct. 7, 2001 2-1 W * Foxborough, Mass.
 May 16, 2002 5-0 W East Rutherford, N.J.
 Feb. 12, 2003 2-1 W Kingston, Jamaica
 Aug. 18, 2004 1-1 T * Kingston, Jamaica
 Nov. 17, 2004 1-1 T * Columbus, Ohio
 July 16, 2005 3-1 W ^ Foxborough, Mass.
 April 11, 2006 1-1 T Cary, N.C.
 June 19, 2011 2-0 W ^ Washington, D.C.
 Sept. 7, 2012 1-2 L * Kingston, Jamaica
 Sept. 11, 2012 1-0 W * Columbus, Ohio
 June 7, 2013 2-1 W * Kingston, Jamaica
 Oct. 11, 2013 2-0 W * Kansas City, Kan.
 July 22, 2015 1-2 L ^ Atlanta, Ga.
 Feb. 5, 2017 1-0 W Chattanooga, Tenn.
 July 26, 2017 2-1 W ^ Santa Clara, Calif.
 June 5, 2019 0-1 L Washington, D.C.
 July 3, 2019 3-1 W ^ Nashville, Tenn.

Japan (1-1-0; GF 4, GA 5)

March 14, 1993 1-3 L Tokyo, Japan
 Feb. 10, 2006 3-2 W Washington, San Francisco, Calif.

Korea DPR (0-1-0; GF 1, GA 2)

Oct. 19, 1991 1-2 L Washington, D.C.

Korea Republic (2-3-2; GF 7, GA 7)

June 12, 1987 0-1 L Busan, Korea Republic
 Aug. 13, 1989 1-2 L Los Angeles, Calif.
 March 12, 1994 1-1 T Fullerton, Calif.
 Dec. 9, 2001 0-1 L Seogwipo, Korea Republic
 Jan. 19, 2002 2-1 W ^ Pasadena, Calif.
 June 10, 2002 1-1 T ** Daegu, Korea Republic
 Feb. 1, 2014 2-0 W Carson, Calif.

Kuwait (1-0-0; GF 2, GA 0)

May 24, 1998 2-0 W Portland, Ore.

Latvia (1-0-0; GF 1, GA 0)

May 28, 2006 1-0 W East Hartford, Conn.

Liechtenstein (1-0-0; GF 4, GA 1)

May 30, 1990 4-1 W S. Eschen-Mauren, Liech.

Luxembourg (1-0-0; GF 2, GA 0)

Oct. 5, 1980 2-0 W Dudelange, Luxembourg

Macedonia (0-0-1; GF 0, GA 0)

May 16, 1998 0-0 T San Jose, Calif.

Malta (1-0-0; GF 1, GA 0)

May 5, 1990 1-0 W Piscataway, N.J.

Martinique (2-0-0; GF 5, GA 2)

July 14, 2003 2-0 W ^ Foxborough, Mass.
 July 12, 2017 3-2 W ^ Tampa, Fla.

Mexico (19-36-15; GF 79, GA 141)

May 24, 1934 4-2 W * Rome, Italy
 Sept. 12, 1937 2-7 L Mexico City, Mexico
 Sept. 19, 1937 3-7 L Mexico City, Mexico
 Sept. 26, 1937 1-5 L Mexico City, Mexico
 July 13, 1947 0-5 L % Havana, Cuba
 Sept. 4, 1949 0-6 L * Mexico City, Mexico
 Sept. 18, 1949 2-6 L * Mexico City, Mexico
 Jan. 10, 1954 0-4 L * Mexico City, Mexico
 Jan. 14, 1954 1-3 L * Mexico City, Mexico
 April 7, 1957 0-6 L * Mexico City, Mexico
 April 28, 1957 2-7 L * Long Beach, Calif.
 Nov. 6, 1960 3-3 T * Los Angeles, Calif.
 Nov. 13, 1960 0-3 L * Mexico City, Mexico
 March 7, 1965 2-2 T * Los Angeles, Calif.
 March 12, 1965 0-2 L * Mexico City, Mexico
 Sept. 3, 1972 1-3 L * Mexico City, Mexico
 Sept. 10, 1972 1-2 L * Los Angeles, Calif.
 Oct. 16, 1973 0-2 L Puebla, Mexico
 Sept. 5, 1974 1-3 L Monterrey, Mexico
 Sept. 8, 1974 0-1 L Dallas, Texas
 Aug. 25, 1975 0-2 L Mexico City, Mexico
 Oct. 3, 1976 0-0 T * Los Angeles, Calif.
 Oct. 15, 1976 0-3 L * Puebla, Mexico
 Sept. 27, 1977 0-3 L Monterrey, Mexico
 Nov. 9, 1980 1-5 L * Mexico City, Mexico
 Nov. 23, 1980 2-1 W * Ft. Lauderdale, Fla.
 Oct. 17, 1984 1-2 L Mexico City, Mexico
 March 12, 1991 2-2 T Los Angeles, Calif.
 July 5, 1991 2-0 W ^ Los Angeles, Calif.
 July 25, 1993 0-4 L ^ Mexico City, Mexico
 Oct. 13, 1993 1-1 T Washington, D.C.
 June 4, 1994 1-0 W Pasadena, Calif.
 June 18, 1995 4-0 W Washington, D.C.
 July 17, 1995 0-0 T @ Paysandu, Uruguay (4-1 pk)
 June 16, 1996 2-2 T Pasadena, Calif.
 Jan. 19, 1997 0-2 L Pasadena, Calif.
 April 20, 1997 2-2 T * Foxborough, Mass.
 Nov. 2, 1997 0-0 T * Mexico City, Mexico
 Feb. 15, 1998 0-1 L ^ Los Angeles, Calif.
 March 13, 1999 1-2 L San Diego, Calif.
 Aug. 1, 1999 0-1 L (ot) # Mexico City, Mexico
 June 11, 2000 3-0 W East Rutherford, N.J.
 Oct. 25, 2000 2-0 W Los Angeles, Calif.
 Feb. 28, 2001 2-0 W * Columbus, Ohio
 July 1, 2001 0-1 L * Mexico City, Mexico
 April 3, 2002 1-0 W Denver, Colo.
 June 17, 2002 2-0 W ** Jeonju, Korea Republic
 May 8, 2003 0-0 T Houston, Texas
 April 28, 2004 1-0 W Dallas, Texas
 March 27, 2005 1-2 L * Mexico City, Mexico
 Sept. 3, 2005 2-0 W * Columbus, Ohio
 Feb. 7, 2007 2-0 W Glendale, Ariz.
 June 24, 2007 2-1 W ^ Chicago, Ill.
 Feb. 6, 2008 2-2 T Houston, Texas
 Feb. 11, 2009 2-0 W * Columbus, Ohio
 July 26, 2009 0-5 L ^ East Rutherford, N.J.
 Aug. 12, 2009 1-2 L * Mexico City, Mexico
 June 25, 2011 2-4 L ^ Pasadena, Calif.
 Aug. 10, 2011 1-1 T Philadelphia, Pa.
 Aug. 15, 2012 1-0 W Mexico City, Mexico
 March 26, 2013 0-0 T * Mexico City, Mexico
 Sep. 10, 2013 2-0 W * Columbus, Ohio
 April 2, 2014 2-2 T Glendale, Ariz.
 April 15, 2015 2-0 W San Antonio, Texas
 Oct. 10, 2015 2-3 L (ot)+ Pasadena, Calif.
 Nov. 11, 2016 1-2 L * Columbus, Ohio
 June 11, 2017 1-1 T * Mexico City, Mexico
 Sept. 11, 2018 1-0 W Nashville, Tenn.
 July 7, 2019 0-1 L ^ Chicago, Ill.
 Sept. 6, 2019 0-3 L East Rutherford, N.J.

Moldova (1-0-1; GF 4, GA 1)

April 16, 1994 1-1 T Jacksonville, Fla.
 April 20, 1994 3-0 W Davidson, N.C.

Morocco (0-3-0; GF 2, GA 6)

March 18, 1992 1-3 L Casablanca, Morocco
 Nov. 17, 1999 1-2 L Marrakech, Morocco
 May 23, 2006 0-1 L Nashville, Tenn.

Netherlands (1-4-0; GF 5, GA 10)

Feb. 21, 1998 0-2 L Miami, Fla.
 May 19, 2002 0-2 L Foxborough, Mass.
 Feb. 18, 2004 0-1 L Amsterdam, Netherlands
 March 3, 2010 1-2 L Amsterdam, Netherlands
 June 5, 2015 4-3 W Amsterdam, Netherlands

New Zealand (2-0-1; GF 5, GA 3)

July 24, 1999 2-1 W # Guadalajara, Mexico
 June 8, 2003 2-1 W Richmond, Va.
 Oct. 11, 2016 1-1 T Washington, D.C.

Nicaragua (1-0-0; GF 3, GA 0)

July 15, 2017 3-0 W ^ Cleveland, Ohio

Nigeria (2-0-0; GF 5, GA 3)

June 11, 1995 3-2 W Boston, Mass.
 June 7, 2014 2-1 W Jacksonville, Fla.

Northern Ireland (0-1-0; GF 0, GA 5)

Aug. 11, 1948 0-5 L Belfast, Northern Ireland

Norway (2-2-1; GF 8, GA 14)

Sept. 3, 1916 1-1 T Oslo, Norway
 Aug. 6, 1948 0-11 L Oslo, Norway
 Sept. 8, 1993 0-1 L Oslo, Norway
 Jan. 15, 1994 2-1 W Tempe, Ariz.
 Jan. 29, 2006 5-0 W Carson, Calif.

Panama (15-1-6; GF 41, GA 12)

July 14, 1993 2-1 W ^ Dallas, Texas
 Sept. 9, 2004 1-1 T * Panama City, Panama
 Oct. 13, 2004 6-0 W * Washington, D.C.
 June 8, 2005 3-0 W * Panama City, Panama
 July 24, 2005 0-0 T ^ East Rutherford, N.J. (3-1 pk)
 Oct. 12, 2005 2-0 W * Foxborough, Mass.
 June 16, 2007 2-1 W ^ Foxborough, Mass.
 July 18, 2009 2-1 W ^ Philadelphia, Pa.
 June 11, 2011 1-2 L ^ Tampa, Fla.
 June 22, 2011 1-0 W ^ Houston, Texas
 Jan. 25, 2012 1-0 W Panama City, Panama
 June 11, 2013 2-0 W * Seattle, Wash.
 July 28, 2013 1-0 W ^ Chicago, Ill.
 Oct. 15, 2013 3-2 W * Panama City, Panama
 Feb. 8, 2015 2-0 W Carson, Calif.
 July 13, 2015 1-1 T ^ Kansas City, Kan.
 July 25, 2015 1-1 T ^ Chester, Pa. (2-3 pk)
 March 28, 2017 1-1 T * Panama City, Panama
 July 8, 2017 1-1 T ^ Nashville, Tenn.
 Oct. 6, 2017 4-0 W * Orlando, Fla.
 Jan. 27, 2019 3-0 W Glendale, Ariz.
 June 26, 2019 1-0 W ^ Kansas City, Kan.

Paraguay (4-2-2; GF 10, GA 6)

July 17, 1930 3-0 W ** Montevideo, Uruguay
 June 4, 1997 0-0 T St. Louis, Mo.
 March 14, 1998 2-2 T San Diego, Calif.
 July 6, 2003 2-0 W Columbus, Ohio
 July 2, 2007 1-3 L @ Barinas, Venezuela
 March 29, 2011 0-1 L Nashville, Tenn.
 June 11, 2016 1-0 W Philadelphia, Pa.
 March 27, 2018 1-0 W Cary, N.C.

Peru (3-2-2; GF 8, GA 7)

June 4, 1989 3-0 W East Rutherford, N.J.
 May 26, 1993 0-0 T Mission Viejo, Calif.
 Oct. 16, 1996 1-4 L Lima, Peru
 Jan. 17, 1997 0-1 L San Diego, Calif.
 Feb. 16, 2000 1-0 W ^ Miami, Fla.
 Sept. 4, 2015 2-1 W Washington, D.C.
 Oct. 16, 2018 1-1 T East Hartford, Conn.

Poland (7-7-3; GF 22, GA 36)

June 10, 1924 3-2 W Warsaw, Poland
 June 10, 1928 3-3 T Warsaw, Poland
 March 20, 1973 0-4 L Lodz, Poland
 Aug. 3, 1973 0-1 L Chicago, Ill.
 Aug. 10, 1973 0-4 L San Francisco, Calif.
 Aug. 12, 1973 1-0 W New Britain, Conn.
 March 26, 1975 0-7 L Poznan, Poland
 June 24, 1975 0-4 L Seattle, Wash.
 July 13, 1988 0-2 L New Britain, Conn.
 May 9, 1990 3-1 W Hershey, Pa.
 Oct. 10, 1990 3-2 W Warsaw, Poland
 June 14, 2002 1-3 L ** Daejeon, Korea Republic
 March 31, 2004 1-0 W Plock, Poland
 July 11, 2004 1-1 T Chicago, Ill.
 March 1, 2006 1-0 W Kaiserslautern, Germany
 March 26, 2008 3-0 W Krakow, Poland
 Oct. 9, 2010 2-2 T Chicago, Ill.

Portugal (2-2-3; GF 8, GA 8)

Sept. 20, 1978 0-1 L Benfica, Portugal
 Oct. 7, 1980 1-1 T Lisbon, Portugal
 Dec. 19, 1990 0-1 L Porto, Portugal
 June 3, 1992 1-0 W Chicago, Ill.
 June 5, 2002 3-2 W ** Suwon, Korea Republic
 June 22, 2014 2-2 T ** Manaus, Brazil
 Nov. 14, 2017 1-1 T Leiria, Portugal

Puerto Rico (1-0-0; GF 3, GA 1)

May 22, 2016 3-1 W Bayamon, Puerto Rico

Romania (1-2-1; GF 4, GA 4)

Aug. 28, 1991 2-0 W Brasov, Romania
 Feb. 6, 1993 1-1 T Santa Barbara, Calif.
 Feb. 13, 1994 1-2 L Hong Kong
 June 26, 1994 0-1 L ** Pasadena, Calif.

Russia (0-2-3; GF 3, GA 6)

Feb. 13, 1993 0-1 L Orlando, Fla.
 Feb. 21, 1993 0-0 T Palo Alto, Calif.
 Jan. 29, 1994 1-1 T Seattle, Wash.
 April 26, 2000 0-2 L Moscow, Russia
 Nov. 14, 2012 2-2 T Krasnodar, Russia

Saint Vincent and the Grenadines (2-0-0; GF 12, GA 1)

Nov. 13, 2015 6-1 W * St. Louis, Mo.
 Sept. 2, 2016 6-0 W * Kingstown, St. Vincent

Saudi Arabia (3-2-1; GF 9, GA 8)

Oct. 15, 1992 0-3 L Riyadh, Saudi Arabia
 April 9, 1993 2-0 W Riyadh, Saudi Arabia
 May 25, 1994 0-0 T Piscataway, N.J.
 Oct. 19, 1994 1-2 L Dhahran, Saudi Arabia
 Oct. 8, 1995 4-3 W Washington, D.C.
 Aug. 3, 1999 2-0 W # Guadalajara, Mexico

Scotland (2-3-3; GF 8, GA 14)

June 19, 1949 0-4 L Randalls Island, N.Y.
 April 30, 1952 0-6 L Glasgow, Scotland
 May 17, 1992 0-1 L Denver, Colo.
 May 26, 1996 2-1 W New Britain, Conn.
 May 30, 1998 0-0 T Washington, D.C.
 Nov. 12, 2005 1-1 T Glasgow, Scotland
 May 26, 2012 5-1 W Jacksonville, Fla.
 Nov. 15, 2013 0-0 T Glasgow, Scotland

Serbia (0-2-1; GF 1, GA 10)

Nov. 28, 1956	1-9	L ++	Melbourne, Australia
June 25, 1998	0-1	L **	Nantes, France
Jan. 29, 2017	0-0	T	San Diego, Calif.

Slovakia (0-1-0; GF 0, GA 1)

Oct. 14, 2009	0-1	L	Bratislava, Slovakia
---------------	-----	---	----------------------

Slovenia (1-0-1; GF 5, GA 4)

June 18, 2010	2-2	T	Johannesburg, South Africa
Nov. 15, 2011	3-2	W	Ljubljana, Slovenia

South Africa (3-0-0; GF 6, GA 0)

June 3, 2000	4-0	W	Washington, D.C.
Nov. 17, 2007	1-0	W	Johannesburg, South Africa
Nov. 17, 2010	1-0	W	Cape Town, South Africa

Soviet Union (0-3-1; GF 3, GA 10)

Feb. 3, 1979	1-3	L	Seattle, Wash.
Feb. 11, 1979	1-4	L	San Francisco, Calif.
Feb. 24, 1990	1-3	L	Palo Alto, Calif.
Nov. 21, 1990	0-0	T	Port of Spain, Trinidad

Spain (1-4-0; GF 3, GA 10)

June 25, 1950	1-3	L **	Curitiba, Brazil
March 11, 1992	0-2	L	Valladolid, Spain
June 4, 2008	0-1	L	Santander, Spain
June 24, 2009	2-0	W #	Bloemfontein, South Africa
June 4, 2011	0-4	L	Foxborough, Mass.

Sweden (4-3-1; GF 11, GA 10)

Aug. 20, 1916	3-2	W	Stockholm, Sweden
Feb. 20, 1994	1-3	L	Miami, Fla.
Aug. 16, 1995	0-1	L	Norrkoping, Sweden
Jan. 24, 1998	1-0	W	Orlando, Fla.
Aug. 22, 2007	0-1	L	Goteborg, Sweden
Jan. 19, 2008	2-0	W	Carson, Calif.
Jan. 24, 2009	3-2	W	Carson, Calif.

Switzerland (1-3-4; GF 6, GA 9)

Sept. 6, 1978	0-2	L	Lucerne, Switzerland
Feb. 8, 1985	1-1	T	Tampa, Fla.
June 2, 1990	1-2	L	St. Gallen, Switzerland
Feb. 1, 1991	0-1	L	Miami, Fla.
Jan. 22, 1994	1-1	T	Fullerton, Calif.
June 18, 1994	1-1	T **	Pontiac, Michigan
Oct. 17, 2007	1-0	W	Basel, Switzerland
March 31, 2015	1-1	T	Zurich, Switzerland

Thailand (1-0-0; GF 1, GA 0)

June 16, 1987	1-0	W	Chongju, Korea Republic
---------------	-----	---	-------------------------

Trinidad & Tobago (19-3-4; GF 46, GA 12)

March 21, 1982	2-1	W	Port of Spain, Trinidad
May 15, 1985	2-1	W *	St. Louis, Mo.
May 19, 1985	1-0	W *	Torrance, Calif.
May 13, 1989	1-1	T *	Torrance, Calif.
Nov. 19, 1989	1-0	W *	Port of Spain, Trinidad
Sept. 15, 1990	3-0	W	High Point, N.C.
Nov. 18, 1990	0-0	T	Port of Spain, Trinidad
June 29, 1991	2-1	W ^	Pasadena, Calif.
Nov. 19, 1994	0-1	L	Port of Spain, Trinidad
Jan. 13, 1996	3-2	W ^	Anaheim, Calif.
Nov. 10, 1996	2-0	W *	Richmond, Va.
Nov. 24, 1996	1-0	W *	Port of Spain, Trinidad
June 20, 2001	2-0	W *	Foxborough, Mass.
Nov. 11, 2001	0-0	T *	Port of Spain, Trinidad
Feb. 9, 2005	2-1	W *	Port of Spain, Trinidad
Aug. 17, 2005	1-0	W *	East Hartford, Conn.
June 9, 2007	2-0	W ^	Carson, Calif.
Sept. 10, 2008	3-0	W *	Bridgeview, Ill.
Oct. 15, 2008	1-2	L *	Port of Spain, Trinidad
April 1, 2009	3-0	W *	Nashville, Tenn.
Sept. 9, 2009	1-0	W *	Port of Spain, Trinidad
Nov. 17, 2015	0-0	T *	Port of Spain, Trinidad
Sept. 6, 2016	4-0	W *	Jacksonville, Fla.
June 8, 2017	2-0	W *	Commerce City, Colo.
Oct. 10, 2017	1-2	L *	Couva, Trinidad
June 22, 2019	6-0	W ^	Cleveland, Ohio

Tunisia (0-0-1; GF 1, GA 1)

March 12, 2000	1-1	T	Birmingham, Ala.
----------------	-----	---	------------------

Turkey (2-1-1; GF 6, GA 5)

Sept. 4, 1991	1-1	T	Istanbul, Turkey
June 19, 2003	1-2	L #	St. Etienne, France
May 29, 2010	2-1	W	Philadelphia, Pa.
June 1, 2014	2-1	W	Harrison, N.J.

Ukraine (0-3-1; GF 1, GA 5)

June 27, 1992	0-0	T	Piscataway, N.J.
Oct. 16, 1993	1-2	L	High Point, N.C.
Oct. 23, 1993	0-1	L	Bethlehem, Pa.
March 5, 2014	0-2	L	Larnaca, Cyprus

Uruguay (2-2-3; GF 7, GA 9)

May 29, 1924	0-3	L ++	Paris, France
Feb. 7, 1986	1-1	T	Miami, Fla.
May 5, 1991	1-0	W	Denver, Colo.
June 16, 1993	0-1	L @	Ambato, Ecuador
March 25, 1995	2-2	T	Dallas, Texas
May 12, 2002	2-1	W	Washington, D.C.
Sept. 10, 2019	1-1	T	St. Louis, Mo.

Venezuela (3-1-2; GF 9, GA 7)

June 22, 1993	3-3	T @	Quito, Ecuador
March 29, 2003	2-0	W	Seattle, Wash.
May 26, 2006	2-0	W	Cleveland, Ohio
Jan. 21, 2012	1-0	W	Glendale, Ariz.
June 3, 2017	1-1	T	Sandy, Utah
June 9, 2019	0-3	L	Cincinnati, Ohio

Wales (1-0-0; GF 2, GA 0)

May 26, 2003	2-0	W	San Jose, Calif.
--------------	-----	---	------------------

KEY:	*	FIFA World Cup qualifier
	**	FIFA World Cup
	^	Concacaf Gold Cup
	+	Concacaf Cup
	&	Concacaf Nations League
	@	CONMEBOL Copa America
	#	FIFA Confederations Cup
	%	NAFC Championship
	++	Olympics

& FIFA recognizes the 1956 and 1998 matches against Yugoslavia in Serbia's records.

*FIFA recognizes 1984 matches against Netherlands Antilles in Curaçao's records.

USMNT All-Time Venue and Stadium Listing by State

Please note: Average state attendance totals do not factor closed door games

ALABAMA (2-0-1)	GF: 4	GA: 1	Total Attendance: 77,394 Average Attendance: 25,798
------------------------	--------------	--------------	--

BIRMINGHAM			
Legion Field: 2-0-1	GF: 4	GA: 1	Average Attendance: 25,798
March 12, 2000 vs. Tunisia	1-1 T		21,637
March 10, 2002 vs. Ecuador	1-0 W		24,133
March 30, 2005 vs. Guatemala	2-0 W *		31,624

ARIZONA (4-1-2)	GF: 12	GA: 6	Total Attendance: 210,575 Average Attendance: 30,082
------------------------	---------------	--------------	---

GLENDALE			
State Farm Stadium: 3-1-1	GF: 8	GA: 3	Average Attendance: 36,394
Feb. 7, 2007 vs. Mexico	2-0 W		62,424
Jan. 21, 2012 vs. Venezuela	1-0 W		22,403
April 2, 2014 vs. Mexico	2-2 T		59,066
June 25, 2016 vs. Colombia	0-1 L @		29,041
Jan. 27, 2019 vs. Panama	3-0 W		9,040

TEMPE			
Sun Devil Stadium: 1-0-1	GF: 4	GA: 3	Average Attendance: 14,301
Jan. 30, 1993 vs. Denmark	2-2 T		13,215
Jan. 15, 1994 vs. Norway	2-1 W		15,386

CALIFORNIA (53-29-31)	GF: 220	GA: 124	Total Attendance: 2,611,228 Average Attendance: 23,229
<i>(matches before 1990 not included in attendance figures)</i>			

ANAHEIM			
Anaheim Coliseum: 2-0-0	GF: 5	GA: 2	Average Attendance: 32,390
Jan. 13, 1996 vs. T & T	3-2 W ^		12,425
Jan. 16, 1996 vs. El Salvador	2-0 W ^		52,355

CARSON			
Dignity Health Sports Park: 11-2-3	GF: 35	GA: 11	Average Attendance: 15,687
Jan. 18, 2004 vs. Denmark	1-1 T		10,461
Jan. 29, 2006 vs. Norway	5-0 W		16,366
Jan. 20, 2007 vs. Denmark	3-1 W		10,048
June 7, 2007 vs. Guatemala	1-0 W ^		21,334
June 9, 2007 vs. T. & T	2-0 W ^		27,000
Jan. 19, 2008 vs. Sweden	2-0 W		14,878
June 15, 2008 vs. Barbados	8-0 W *		11,476
Jan. 24, 2009 vs. Sweden	3-2 W		9,918
Jan. 23, 2010 vs. Honduras	1-3 L		18,626
Jan. 22, 2011 vs. Chile	1-1 T		18,580
Sept. 2, 2011 vs. Costa Rica	0-1 L		15,798
Feb. 1, 2014 vs. Korea Republic	2-0 W		27,000
Feb. 8, 2015 vs. Panama	2-0 W		20,271
Jan. 31, 2016 vs. Iceland	3-2 W		8,803
Feb. 5, 2016 vs. Canada	1-0 W		9,274
Jan. 28, 2018 vs. Bosnia and Herzegovina	0-0 T		11,161

COSTA MESA			
Le Bard Stadium: 0-0-2	GF: 3	GA: 3	Average Attendance: 4,443
March 3, 1993 vs. Canada	2-2 T		5,743
April 17, 1993 vs. Iceland	1-1 T		3,143

FRESNO			
Bulldog Stadium: 0-0-1	GF: 0	GA: 3	
June 5, 1988 vs. Chile	0-3 L		

FULLERTON

Titan Stadium: 4-0-4	GF: 12	GA: 3	Average Attendance: 6,935
May 23, 1993 vs. Bolivia	0-0 T		9,578
Nov. 7, 1993 vs. Jamaica	1-0 W		5,318
Jan. 22, 1994 vs. Switzerland	1-1 T		10,173
Mar. 12, 1994 vs. Korea Republic	1-1 T		10,319
May 7, 1994 vs. Estonia	4-0 W		2,158
May 15, 1994 vs. Armenia	1-0 W		9,753
Dec. 11, 1994 vs. Honduras	1-1 T		1,094
March 9, 2005 vs. Colombia	3-0 W		7,086

LONG BEACH

Veteran's Memorial Stadium: 0-1-0	GF: 2	GA: 7	
April 28, 1957 vs. Mexico	2-7 L *		

LOS ANGELES

El Camino College: 1-0-0	GF: 2	GA: 0	Average Attendance: 2,705
March 16, 1991 vs. Canada	2-0 W		2,705

L.A. Memorial Coliseum: 10-6-5

	GF: 26	GA: 10	Average Attendance: 36,065
March 7, 1965 vs. Mexico	2-2 T *		
Sept. 10, 1972 vs. Mexico	1-2 L *		
Oct. 3, 1976 vs. Mexico	0-0 T *		
Oct. 9, 1984 vs. El Salvador	3-1 W		
Oct. 11, 1984 vs. Colombia	1-0 W		
June 16, 1985 vs. England	0-5 L		
Aug. 13, 1989 vs. Korea Republic	1-2 L		
March 12, 1991 vs. Mexico	2-2 T		6,261
July 3, 1991 vs. Costa Rica	3-2 W ^		36,703
July 5, 1991 vs. Mexico	2-0 W ^		41,103
July 7, 1991 vs. Honduras	0-0 T ^ (4-3 pk)		39,873
July 31, 1992 vs. Colombia	0-1 L		28,651
Aug. 2, 1992 vs. Brazil	0-1 L		17,021
Dec. 5, 1993 vs. El Salvador	7-0 W		7,618
Jan. 18, 1996 vs. Brazil	0-1 L ^		22,038
Jan. 21, 1996 vs. Guatemala	3-0 W ^		88,125
Aug. 30, 1996 vs. El Salvador	3-1 W		18,661
Feb. 10, 1998 vs. Brazil	1-0 W ^		12,298
Feb. 15, 1998 vs. Mexico	0-1 L ^		91,255
March 11, 1999 vs. Guatemala	3-1 W		34,154
Oct. 25, 2000 vs. Mexico	2-0 W		61,072

Monterrey Park: 0-0-1

Sept. 30, 1977 vs. El Salvador	GF: 0	GA: 0	
	0-0 T		

Wrigley Field: 0-1-2

May 28, 1959 vs. England	GF: 4	GA: 11	
Nov. 6, 1960 vs. Mexico	1-8 L		
	3-3 T *		

MISSION VIEJO

Trabuco Hills HS: 1-0-1	GF: 8	GA: 1	Average Attendance: 4,566
May 26, 1993 vs. Peru	0-0 T		5,500 (SO)
Nov. 14, 1993 vs. Cayman Islands	8-1 W		3,612

OAKLAND

Network Associates Coliseum: 3-0-0	GF: 7	GA: 2	Average Attendance: 18,792
Feb. 1, 1998 vs. Cuba	3-0 W ^		11,234
Feb. 7, 1998 vs. Costa Rica	2-1 W ^		36,240
Jan. 27, 2001 vs. China	2-1 W		8,903

PALO ALTO

Stanford Stadium: 3-4-1	GF: 11	GA: 9	Average Attendance: 44,557
Feb. 24, 1990 vs. Soviet Union	1-3 L		62,000
May 19, 1991 vs. Argentina	0-1 L		31,761
April 4, 1992 vs. China	5-0 W		31,815
Feb. 21, 1993 vs. Russia	0-0 T		25,879
Dec. 18, 1993 vs. Germany	0-3 L		52,397
July 4, 1994 vs. Brazil	0-1 L **		84,177
Dec. 14, 1996 vs. Costa Rica	2-1 W *		40,527
March 16, 1997 vs. Canada	3-0 W *		28,896

PASADENA

Rose Bowl: 8-6-3	GF: 25	GA: 22	Average Attendance: 50,242
June 29, 1991 vs. Trinidad & Tobago	2-1 W ^		18,435
July 1, 1991 vs. Guatemala	3-0 W ^		6,344
June 4, 1994 vs. Mexico	1-0 W		91,123
June 22, 1994 vs. Colombia	2-1 W **		93,689
June 26, 1994 vs. Romania	0-1 L **		93,869
June 16, 1996 vs. Mexico	2-2 T		92,216
Jan. 19, 1997 vs. Mexico	0-2 L		31,725
Jan. 22, 1997 vs. Denmark	1-4 L		17,342
Jan. 16, 2000 vs. Iran	1-1 T		50,181
March 3, 2001 vs. Brazil	1-2 L		45,387
Jan. 19, 2002 vs. Korea Republic	2-1 W ^		42,117
Jan. 21, 2002 vs. Cuba	1-0 W ^		31,244
Jan. 27, 2002 vs. El Salvador	4-0 W ^		31,628
Jan. 30, 2002 vs. Canada	0-0 T (4-2 pk) ^		7,241
Feb. 2, 2002 vs. Costa Rica	2-0 W ^		14,432
June 25, 2011 vs. Mexico	2-4 L ^		93,420
Oct. 10, 2015 vs. Mexico	2-3 L (ot)		93,723

SAN DIEGO

Aztec Bowl: 0-1-0	GF: 1	GA: 3	
June 3, 1988 vs. Chile	1-3 L		
DeVore Stadium: 0-1-0	GF: 1	GA: 2	Average Attendance: 3,017
April 24, 1994 vs. Iceland	1-2 L		3,017
Jack Murphy (Qualcomm) Stadium: 1-3-2	GF: 9	GA: 6	Average Attendance: 29,193
May 11, 1969 vs. Haiti	0-1 L *		
Jan. 17, 1997 vs. Peru	0-1 L		35,232
March 14, 1998 vs. Paraguay	2-2 T		15,253
March 13, 1999 vs. Mexico	1-2 L		50,324
July 5, 2013 vs. Guatemala	6-0 W		25,080
Jan. 29, 2017 vs. Serbia	0-0 T		20,079
Torero Stadium: 0-0-1	GF: 0	GA: 0	Average Attendance: 6,077
Jan. 22, 2006 vs. Canada	0-0 T		6,077

SAN FRANCISCO

Candlestick Park: 2-2-0	GF: 5	GA: 9	Average Attendance: 24,688
Aug. 10, 1973 vs. Poland	0-4 L		
Oct. 16, 1977 vs. China	2-1 W		
Feb. 11, 1979 vs. Soviet Union	1-4 L		
May 27, 2014 vs. Azerbaijan	2-0 W		24,688
SBC Park: 1-0-0	GF: 3	GA: 2	Average Attendance: 37,365
Feb. 10, 2006 vs. Japan	3-2 W		37,365

SAN JOSE

Avaya Stadium: 2-0-0	GF: 8	GA: 0	Average Attendance: 15,692
March 24, 2017 vs. Honduras	6-0 W *		17,729
Feb. 2, 2019 vs. Costa Rica	2-0 W		13,656
Spartan Stadium: 2-0-2	GF: 6	GA: 1	Average Attendance: 17,009
May 16, 1998 vs. FYR Macedonia	0-0 T		23,861
Nov. 6, 1998 vs. Australia	0-0 T		15,074
May 26, 2003 vs. Wales	2-0 W		12,282
June 2, 2007 vs. China PR	4-1 W		20,821

SANTA BARBARA

Harder Stadium-UCSB: 0-0-1	GF: 1	GA: 1	Average Attendance: 9,127
Feb. 6, 1993 vs. Romania	1-1 T		9,127

SANTA CLARA

Levi's Stadium: 1-1-0	GF: 2	GA: 3	Average Attendance: 65,235
June 3, 2016 vs. Colombia	0-2 L		67,439
July 26, 2017 vs. Jamaica	2-1 W ^		63,032

STOCKTON

Stagg Memorial Stadium: 0-0-1 **GF: 1** **GA: 1**
 June 1, 1988 vs. Chile 1-1 T

TORRANCE

Murdock Stadium: 1-1-1 **GF: 2** **GA: 2**
 May 19, 1985 vs. Trinidad & Tobago 1-0 W *
 May 31, 1985 vs. Costa Rica 0-1 L *
 May 13, 1989 vs. Trinidad & Tobago 1-1 T *

COLORADO (5-1-0)**GF: 7****GA: 1**

Total Attendance: 156,270
Average Attendance: 26,045

COMMERCE CITY

Dick's Sporting Goods Park: 3-0-0 **GF: 5** **GA: 0** **Average Attendance: 15,955**
 Nov. 19, 2008 vs. Guatemala 2-0 W * 9,303
 March 22, 2013 vs. Costa Rica 1-0 W * 19,374
 June 8, 2017 vs. Trinidad & Tobago 2-0 W * 19,188

DENVER

Invesco Field at Mile High: 1-0-0 **GF: 1** **GA: 0** **Average Attendance: 48,476**
 April 3, 2002 vs. Mexico 1-0 W 48,476

Mile High Stadium: 1-1-0

GF: 1 **GA: 1** **Average Attendance: 29,965**
 May 5, 1991 vs. Uruguay 1-0 W 35,772
 May 17, 1992 vs. Scotland 0-1 L 24,157

CONNECTICUT (8-3-3)**GF: 16****GA: 14**

Total Attendance: 276,174
Average Attendance: 27,617

(matches before 1990 not included in attendance figures)

EAST HARTFORD

Pratt & Whitney Stadium: 4-1-2 **GF: 9** **GA: 7** **Average Attendance: 28,821**
 Aug. 17, 2005 vs. Trinidad & Tobago 1-0 W * 25,488
 May 28, 2006 vs. Latvia 1-0 W 24,636
 May 25, 2010 vs. Czech Republic 2-4 L 36,218
 July 16, 2013 vs. Costa Rica 1-0 W ^ 25,432
 Oct. 10, 2014 vs. Ecuador 1-1 T 36,265
 July 1, 2017 vs. Ghana 2-1 W 28,754
 Oct. 16, 2018 vs. Peru 1-1 T 24,959

HARTFORD

Dillon Stadium: 1-0-0 **GF: 1** **GA: 0**
 Sept. 9, 1973 vs. Bermuda 1-0 W

NEW BRITAIN

Veteran's Memorial Stadium **GF: 3** **GA: 3**
 Aug. 12, 1973 vs. Poland 1-0 W
 July 13, 1988 vs. Poland 0-2 L
 June 17, 1989 vs. Guatemala 2-1 W *

Willow Brook Park: 1-0-0

GF: 2 **GA: 1** **Average Attendance: 8,526**
 May 26, 1996 vs. Scotland 2-1 W 8,526

NEW HAVEN

Yale Bowl: 0-1-1 **GF: 1** **GA: 3** **Average Attendance: 32,948**
 June 6, 1993 vs. Brazil 0-2 L 44,579
 May 28, 1994 vs. Greece 1-1 T 21,317

DISTRICT OF COLUMBIA (16-4-6)**GF: 61****GA: 24**

Total Attendance: 780,812
Average Attendance: 32,533

(matches before 1990 not included in attendance figures)

WASHINGTON, D.C.

Audi Field: 1-1-0 **GF: 7** **GA: 1** **Average Attendance: 15,751**
 June 5, 2019 vs. Jamaica 0-1 L 17,719
 Oct. 11, 2019 vs. Cuba 7-0 W & 13,784

RFK Stadium: 15-3-6	GF: 54	GA: 23	Average Attendance: 32,578
Oct. 6, 1977 vs. China	1-1 T		16,351
Oct. 19, 1991 vs. Korea DPR	1-2 L		35,696
May 30, 1992 vs. Ireland	3-1 W		23,927
Oct. 13, 1993 vs. Mexico	1-1 T		38,615
June 18, 1995 vs. Mexico	4-0 W		10,216
Oct. 8, 1995 vs. Saudi Arabia	4-3 W		19,350
June 12, 1996 vs. Bolivia	0-2 L		30,082
Nov. 3, 1996 vs. Guatemala	2-0 W *		51,528
Oct. 3, 1997 vs. Jamaica	1-1 T *		46,037
May 30, 1998 vs. Scotland	0-0 T		40,199
June 13, 1999 vs. Argentina	1-0 W		16,570
June 3, 2000 vs. South Africa	4-0 W		51,996
Sept. 3, 2000 vs. Guatemala	1-0 W *		54,282
Sept. 1, 2001 vs. Honduras	2-3 L *		30,413
May 12, 2002 vs. Uruguay	2-1 W		13,590
Nov. 17, 2002 vs. El Salvador	2-0 W		19,793
Oct. 13, 2004 vs. Panama	6-0 W *		20,293
Oct. 11, 2008 vs. Cuba	6-1 W *		26,079
July 8, 2009 vs. Honduras	2-0 W ^		26,243
Oct. 14, 2009 vs. Costa Rica	2-2 T *		45,423
June 19, 2011 vs. Jamaica	2-0 W ^		47,359
June 2, 2013 vs. Germany	4-3 W		28,896
Sept. 4, 2015 vs. Peru	2-1 W		9,012
Oct. 11, 2016 vs. New Zealand	1-1 T		

FLORIDA (22-17-10) GF: 73 GA: 54 Total Attendance: 873,784 Average Attendance: 17,832
(matches before 1990 not included in attendance figures)

BOCA RATON			
FAU Stadium: 0-0-1	GF: 1	GA: 1	Average Attendance: 14,805
Oct. 14, 2014 vs. Honduras	1-1 T		14,805

COCOA BEACH			
Cocoa Expo: 1-0-0	GF: 2	GA: 1	
Nov. 14, 1989 vs. Bermuda	2-1 W		

FORT LAUDERDALE			
Lockhart Stadium: 3-0-1	GF: 8	GA: 2	Average Attendance: 10,724
Oct. 25, 1980 vs. Canada	0-0 T *		
Nov 23, 1980 vs. Mexico	2-1 W *		
Feb. 21, 1999 vs. Chile	2-1 W		14,898
Jan. 19, 2003 vs. Canada	4-0 W		6,549

JACKSONVILLE			
Everbank Field: 5-0-0	GF: 16	GA: 3	Average Attendance: 28,315
June 17, 1997 vs. Israel	2-1 W		8,436
Feb. 6, 1999 vs. Germany	3-0 W		17,259
May 26, 2012 vs. Scotland	5-1 W		44,438
June 7, 2014 vs. Nigeria	2-1 W		52,033
Sept. 6, 2016 vs. Trinidad & Tobago	4-0 W *		19,410

Wolfson Park: 0-0-1	GF: 1	GA: 1	Average Attendance: 6,103
April 16, 1994 vs. Moldova	1-1 T		6,103

MIAMI**Orange Bowl: 3-8-5** **GF: 14** **GA: 19** **Average Attendance: 23,103**

Feb. 5, 1986 vs. Canada	0-0 T		
Feb. 7, 1986 vs. Uruguay	1-1 T		
May 14, 1988 vs. Colombia	0-2 L		
June 24, 1989 vs. Colombia	0-1 L		
Feb. 2, 1990 vs. Costa Rica	0-2 L		25,392
Feb. 4, 1990 vs. Colombia	1-1 T (8-9 pk)		15,000
Feb. 1, 1991 vs. Switzerland	0-1 L		10,323
May 8, 1993 vs. Colombia	1-2 L		17,652
Feb. 12, 2000 vs. Haiti	3-0 W ^		49,513
Feb. 16, 2000 vs. Peru	1-0 W ^		36,004
Feb. 19, 2000 vs. Colombia	2-2 T ^ (1-2 pk)		32,972
Feb. 3, 2001 vs. Colombia	0-1 L		14,169
Feb. 8, 2003 vs. Argentina	0-1 L		27,196
July 23, 2003 vs. Brazil	1-2 L ^ (ot)		35,211
July 26, 2003 vs. Costa Rica	3-2 W ^		5,093
March 13, 2004 vs. Haiti	1-1 T		8,714

Pro-Player Stadium: 0-4-1 **GF: 2** **GA: 8** **Average Attendance: 18,966**

April 22, 1990 vs. Colombia	0-1 L		8,214
Jan. 25, 1992 vs. C.I.S.	0-1 L		30,386
Feb. 18, 1994 vs. Bolivia	1-1 T		15,676
Feb. 20, 1994 vs. Sweden	1-3 L		20,171
Feb. 21, 1998 vs. Holland	0-2 L		20,379

Sun Life Stadium: 1-0-0 **GF: 1** **GA: 0** **Average Attendance: 21,170**

Oct. 8, 2011 vs. Honduras	1-0 W		21,170
---------------------------	-------	--	--------

ORLANDO**Citrus Bowl: 1-2-0** **GF: 1** **GA: 2** **Average Attendance: 14,578**

June 13, 1993 vs. Australia	0-1 L		17,309
Feb. 13, 1993 vs. Russia	0-1 L		13,651
Jan. 24, 1998 vs. Sweden	1-0 W		12,773

Exploria Stadium: 3-0-0 **GF: 9** **GA: 1** **Average Attendance: 18,609**

Oct. 6, 2017 vs. Panama	4-0 W		25,303
March 21, 2019 vs. Ecuador	1-0 W		17,422
Nov. 15, 2019 vs. Canada	4-1 W &		13,103

TAMPA BAY**Raymond James Stadium: 4-2-0** **GF: 14** **GA: 11** **Average Attendance: 27,830**

March 25, 2007 vs. Ecuador	3-1 W		31,547
Feb. 24, 2010 vs. El Salvador	2-1 W		21,737
June 11, 2011 vs. Panama	1-2 L ^		27,731
June 8, 2012 vs. Antigua & Barbuda	3-1 W *		23,971
July 12, 2017 vs. Martinique	3-2 W ^		23,368
Oct. 11, 2018 vs. Colombia	2-4 L		38,631

Tampa Stadium: 1-1-1 **GF: 4** **GA: 4** **Average Attendance: 15,031**

Feb. 8, 1985 vs. Switzerland	1-1 T		
March 10, 1990 vs. Finland	2-1 W		22,647
May 28, 1995 vs. Costa Rica	1-2 L		7,415

GEORGIA (2-1-0)**GF: 3** **GA: 2****Total Attendance: 70,511***(matches before 1990 not included in attendance figures)***Average Attendance: 70,511****ATLANTA****Atlanta-Fulton County Stadium: 2-0-0** **GF: 2** **GA: 0**

Oct. 27, 1968 vs. Canada	1-0 W *		
Oct. 10, 1977 vs. China	1-0 W		

Georgia Dome: 0-1-0 **GF: 1** **GA: 2** **Average Attendance: 70,511**

July 22, 2015 vs. Jamaica	1-2 L ^		70,511
---------------------------	---------	--	--------

ILLINOIS (8-5-3) <i>(matches before 1990 not included in attendance figures)</i>	GF: 27	GA: 19	Total Attendance: 646,317 Average Attendance: 43,087
--	---------------	---------------	---

BRIDGEVIEW			
SeatGeek Stadium: 1-0-0	GF: 3	GA: 0	Average Attendance: 11,452
Sept. 10, 2008 vs. Trinidad & Tobago	3-0 W *		11,452

CHICAGO			
Soldier Field: 8-5-3	GF: 24	GA: 19	Average Attendance: 45,347
Aug. 3, 1973 vs. Poland	0-1 L		
June 3, 1992 vs. Portugal	1-0 W		10,402
June 6, 1992 vs. Italy	1-1 T		26,874
June 13, 1993 vs. Germany	3-4 L		53,549
July 11, 2004 vs. Poland	1-1 T		39,529
May 28, 2005 vs. England	1-2 L		47,637
June 21, 2007 vs. Canada	2-1 W ^		50,760
June 24, 2007 vs. Mexico	2-1 W ^		60,000
Sept. 9, 2007 vs. Brazil	2-4 L		43,543
June 6, 2009 vs. Honduras	2-1 W *		55,647
July 23, 2009 vs. Honduras	2-0 W ^		55,173
Oct. 9, 2010 vs. Poland	2-2 T		31,696
July 28, 2013 vs. Panama	1-0 W ^		57,920
June 7, 2016 vs. Costa Rica	4-0 W @		39,642
July 7, 2019 vs. Mexico	0-1 L *		62,493

KANSAS (5-0-1)	GF: 12	GA: 2	Total Attendance: 99,921 Average Attendance: 16,653
-----------------------	---------------	--------------	--

KANSAS CITY			
Children's Mercy Park: 5-0-1	GF: 12	GA: 2	Average Attendance: 16,653
June 14, 2011 vs. Guadeloupe	1-0 W ^		20,109
Oct. 16, 2012 vs. Guatemala	3-1 W *		16,947
Oct. 11, 2013 vs. Jamaica	2-0 W *		18,467
July 13, 2015 vs. Panama	1-1 T ^		18,467
May 28, 2016 vs. Bolivia	4-0 W		8,894
June 26, 2019 vs. Panama	1-0 W		17,037

MARYLAND (2-2-1) <i>(matches before 1990 not included in attendance figures)</i>	GF: 14	GA: 8	Total Attendance: 189,782 Average Attendance: 37,956
--	---------------	--------------	---

BALTIMORE			
M&T Bank Stadium: 2-0-0	GF: 11	GA: 1	Average Attendance: 54,267
July 21, 2013 vs. El Salvador	5-1 W ^		70,540
July 18, 2015 vs. Cuba	6-0 W ^		37,994
Memorial Stadium: 0-1-1	GF: 2	GA: 3	Average Attendance: 13,629
Aug. 29, 1972 vs. Canada	2-2 T *		
Aug. 7, 1997 vs. Ecuador	0-1 L		13,629

LANDOVER			
FedExField: 0-1-0	GF: 1	GA: 4	Average Attendance: 67,619
May 30, 2012 vs. Brazil	1-4 L		67,619

MASSACHUSETTS (17-3-5)**GF: 56****GA: 24****Total Attendance: 744,738****Average Attendance: 29,789****FOXBOROUGH****Foxboro Stadium: 7-0-3****GF: 26****GA: 10****Average Attendance: 35,378**

June 1, 1991 vs. Ireland	1-1 T	51,273
June 9, 1993 vs. England	2-0 W	37,652
June 11, 1995 vs. Nigeria	3-2 W	22,578
June 9, 1996 vs. Ireland	2-1 W	25,332
April 20, 1997 vs. Mexico	2-2 T *	57,407
Nov. 16, 1997 vs. El Salvador	4-2 W *	53,193
June 6, 2000 vs. Ireland	1-1 T	16,319
Aug. 16, 2000 vs. Barbados	7-0 W *	18,334
June 20, 2001 vs. Trinidad & Tobago	2-0 W *	31,211
Oct. 7, 2001 vs. Jamaica	2-1 W *	40,483

Gillette Stadium: 10-3-2**GF: 30****GA: 14****Average Attendance: 26,091**

May 19, 2002 vs. Holland	0-2 L	36,778
July 12, 2003 vs. El Salvador	2-0 W ^	33,652
July 14, 2003 vs. Martinique	2-0 W ^	8,780
July 19, 2003 vs. Cuba	5-0 W ^	15,627
June 2, 2004 vs. Honduras	4-0 W	11,533
Sept. 4, 2004 vs. El Salvador	2-0 W *	25,266
July 12, 2005 vs. Costa Rica	0-0 T ^	15,211
July 16, 2005 vs. Jamaica	3-1 W ^	22,108
Oct. 12, 2005 vs. Panama	2-0 W *	9,192
June 12, 2007 vs. El Salvador	4-0 W ^	26,523
June 16, 2007 vs. Panama	2-1 W ^	22,412
July 11, 2009 vs. Haiti	2-2 T ^	24,137
June 4, 2011 vs. Spain	0-4 L	64,121
July 10, 2015 vs. Haiti	1-0 W ^	46,720
Sept. 8, 2015 vs. Brazil	1-4 L	29,308

MICHIGAN (2-0-1)**GF: 5****GA: 2****Total Attendance: 136,882****Average Attendance: 45,627****DETROIT****Ford Field: 1-0-0****GF: 2****GA: 0****Average Attendance: 28, 209**

June 7, 2011 vs. Canada	2-0 W ^	28,209
-------------------------	---------	--------

PONTIAC**Pontiac Silverdome: 1-0-1****GF: 3****GA: 2****Average Attendance: 54,337**

Feb. 2, 1992 vs. C.I.S.	2-1 W	35,248
June 18, 1994 vs. Switzerland	1-1 T **	73,425

MISSOURI (8-1-3)**GF: 32****GA: 9****Total Attendance: 111,680****Average Attendance: 22,336***(matches before 1990 not included in attendance figures)***KANSAS CITY****Arrowhead Stadium: 1-0-0****GF: 1****GA: 0****Average Attendance: 37,319**

April 25, 2001 vs. Costa Rica	1-0 W *	37,319
-------------------------------	---------	--------

Municipal Stadium: 1-0-0**GF: 6****GA: 2**

Nov. 2, 1968 vs. Bermuda	6-2 W *	
--------------------------	---------	--

ST. LOUIS**World Wide Technology Soccer Park: 3-0-1****GF: 10****GA: 2****Average Attendance: 3,287**

Aug. 13, 1988 vs. Jamaica	5-1 W *	
April 30, 1989 vs. Costa Rica	1-0 W *	
Nov. 5, 1989 vs. El Salvador	0-0 T *	
April 8, 1990 vs. Iceland	4-1 W	3,287

Busch Stadium: 1-0-1	GF: 7	GA: 2	Average Attendance: 32,029
Nov. 13, 2015			
vs. St. Vincent & The Grenadines	6-1 W*		43,433
Sept. 10, 2019 vs. Uruguay	1-1 T		20,625
June 4, 1997 vs. Paraguay	0-0 T		7,016

Public School Ground	GF: 2	GA: 3	
July 6, 1957 vs. Canada	2-3 L *		

NEW JERSEY (6-8-7)	GF: 17	GA: 25	Total Attendance: 661,394
<i>(matches before 1990 not included in attendance figures)</i>			Average Attendance: 66,139

EAST RUTHERFORD			
Giants Stadium: 4-2-3	GF: 13	GA: 12	Average Attendance: 51,041
May 2, 1979 vs. France	0-6 L		
May 30, 1984 vs. Italy	0-0 T		
June 5, 1989 vs. Peru	3-0 W		
June 11, 2000 vs. Mexico	3-0 W		45,008
May 16, 2002 vs. Jamaica	5-0 W		30,659
July 21, 2005 vs. Honduras	2-1 W ^		41,721
July 24, 2005 vs. Panama	0-0 T ^ (3-1 pk)		31,018
June 8, 2008 vs. Argentina	0-0 T		78,682
July 26, 2009 vs. Mexico	0-5 L ^		79,156

MetLife Stadium: 0-3-1	GF: 1	GA: 8	Average Attendance: 59,152
Aug. 10, 2010 vs. Brazil	0-2 L		77,223
March 26, 2011 vs. Argentina	1-1 T		78,936
Sept. 7, 2018 vs. Brazil	0-2 L		32,489
Sept. 6, 2019 vs. Mexico	0-3 L		47,960

HARRISON			
Red Bull Arena: 1-3-0	GF: 2	GA: 5	Average Attendance: 20,795
Oct. 11, 2011 vs. Ecuador	0-1 L		23,735
June 1, 2014 vs. Turkey	2-1 W		26,762
Oct. 13, 2015 vs. Costa Rica	0-1 L		9,214
Sept. 1, 2017 vs. Costa Rica	0-2 L *		26,500

PISCATAWAY			
Rutgers Stadium: 1-0-3	GF: 1	GA: 0	Average Attendance: 15,530
May 5, 1990 vs. Malta	1-0 W		8,604
June 27, 1992 vs. Ukraine	0-0 T		11,815
May 25, 1994 vs. Saudi Arabia	0-0 T		5,576
June 25, 1995 vs. Colombia	0-0 T		36,126

NEW MEXICO (1-2-0)	GF: 1	GA: 3	Total Attendance: 24,832
<i>(matches before 1990 not included in attendance figures)</i>			Average Attendance: 12,416

ALBUQUERQUE			
University Stadium: 1-1-0	GF: 1	GA: 3	Average Attendance: 12,416
June 7, 1988 vs. Ecuador	0-1 L		
April 30, 1994 vs. Chile	0-2 L		15,610
March 19, 2005 vs. Honduras	1-0 W		9,222

NEW YORK (2-3-2)	GF: 18	GA: 25	
<i>(matches before 1990 not included in attendance figures)</i>			

BROOKLYN			
Ebbets Field: 2-0-0	GF: 12	GA: 2	
Nov. 6, 1925 vs. Canada	6-1 W		
Nov. 8, 1925 vs. Canada	6-1 W		

LONG ISLAND			
Hofstra Stadium: 0-0-1	GF: 0	GA: 0	
Nov. 30, 1984 vs. Ecuador	0-0 T		

NEW YORK

Downing Stadium: 0-1-0 **GF: 0** **GA: 10**
 May 27, 1964 vs. England 0-10 L

Yankee Stadium: 0-1-1 **GF: 6** **GA: 9**
 June 8, 1953 vs. England 3-6 L
 Sept. 15, 1968 vs. Israel 3-3 T

RANDALL'S ISLAND

Randall's Island Stadium: 0-1-0 **GF: 0** **GA: 4**
 June 19, 1949 vs. Scotland 0-4 L

NORTH CAROLINA (4-1-2)**GF: 11****GA: 3**

Total Attendance: 49,592
Average Attendance: 7,084

CARY

WakeMed Soccer Park: 1-0-1 **GF: 2** **GA: 1** **Average Attendance: 8,959**
 April 11, 2006 vs. Jamaica 1-1 T 8,093
 March 27, 2018 vs. Paraguay 1-0 W 9,825

DAVIDSON

Richardson Field: 1-0-0 **GF: 3** **GA: 0** **Average Attendance: 4,790**
 April 20, 1994 vs. Moldova 3-0 W 4,790

GREENSBORO

UNC-G Soccer Stadium: 0-0-1 **GF: 0** **GA: 0** **Average Attendance: 2,097**
 Oct. 9, 1992 vs. Canada 0-0 T 2,097

HIGH POINT

A.J. Simeon Stadium: 2-1-0 **GF: 5** **GA: 2** **Average Attendance: 8,262**
 Sept. 15, 1990 vs. Trinidad & Tobago 3-0 W 11,361
 Sept. 14, 1991 vs. Jamaica 1-0 W 9,128
 Oct. 16, 1993 vs. Ukraine 1-2 L 4,298

OHIO (11-3-3)**GF: 33****GA: 10**

Total Attendance: 369,429
Average Attendance: 21,731

CLEVELAND

FirstEnergy Stadium: 3-1-0 **GF: 13** **GA: 4** **Average Attendance: 27,330**
 May 26, 2006 vs. Venezuela 2-0 W 29,745
 May 29, 2013 vs. Belgium 2-4 L 27,720
 July 15, 2017 vs. Nicaragua 3-0 W ^ 27,934
 June 22, 2019 vs. Trinidad & Tobago 6-0 W ^ 23,921

CINCINNATI

Nippert Stadium: 0-1-0 **GF: 0** **GA: 3** **Average Attendance: 23,955**
 June 9, 2019 vs. Venezuela 0-3 L 23,955

COLUMBUS

MAPFRE Stadium: 8-1-3 **GF: 20** **GA: 3** **Average Attendance: 19,679**
 Oct. 11, 2000 vs. Costa Rica 0-0 T * 24,430
 Feb. 28, 2001 vs. Mexico 2-0 W * 24,624
 June 7, 2001 vs. Ecuador 0-0 T 12,572
 July 6, 2003 vs. Paraguay 2-0 W 14,103
 June 13, 2004 vs. Grenada 3-0 W * 9,137
 Nov. 17, 2004 vs. Jamaica 1-1 T * 9,088
 Sept. 3, 2005 vs. Mexico 2-0 W * 24,685
 Feb. 11, 2009 vs. Mexico 2-0 W * 23,776
 Sept. 11, 2012 vs. Jamaica 1-0 W * 23,881
 Sept. 10, 2013 vs. Mexico 2-0 W * 24,584
 March 29, 2016 vs. Guatemala 4-0 W * 20,624
 Nov. 11, 2016 vs. Mexico 1-2 L * 24,650

OREGON (3-1-0) **GF: 9** **GA: 3** **Total Attendance: 71,436**
(matches before 1990 not included in attendance figures) **Average Attendance: 23,812**

PORTLAND

Civic Stadium: 0-1-0	GF: 0	GA: 2	
April 4, 1985 vs. Canada	0-2 L		
Providence Park: 3-0-0	GF: 9	GA: 1	Average Attendance: 23,812
Sept. 7, 1997 vs. Costa Rica	1-0 W *		27,369
May 24, 1998 vs. Kuwait	2-0 W		25,343
July 9, 2013 vs. Belize	6-1 W ^		18,724

PENNSYLVANIA (7-2-3) **GF: 16** **GA: 10** **Total Attendance: 279,642**
(matches before 1990 not included in attendance figures) **Average Attendance: 25,422**

BETHLEHEM

Goodman Stadium: 0-1-0	GF: 0	GA: 1	Average Attendance: 7,896
Oct. 23, 1993 vs. Ukraine	0-1 L		7,896

CHESTER

PPL Park: 1-0-2	GF: 4	GA: 1	Average Attendance: 11,083
Oct. 12, 2010 vs. Colombia	0-0 T		8,823
July 25, 2015 vs. Panama	1-1 T (2-3 pk) ^		12,598
May 28, 2018 vs. Bolivia	3-0 W		11,828

HERSHEY

Hershey Stadium: 1-0-0	GF: 3	GA: 1	Average Attendance: 12,063
May 9, 1990 vs. Poland	3-1 W		12,063

PHILADELPHIA

Lincoln Financial Field: 5-0-1	GF: 10	GA: 4	Average Attendance: 37,738
July 18, 2009 vs. Panama	2-1 W (OT) ^		32,000
May 29, 2010 vs. Turkey	2-1 W		55,407
Aug. 10, 2011 vs. Mexico	1-1 T		30,138
June 11, 2016 vs. Paraguay	1-0 W @		51,041
July 19, 2017 vs. El Salvador	2-0 W ^		31,615
June 30, 2019 vs. Curaçao	1-0 W ^		26,233

Temple Stadium: 0-1-0

Sept. 25, 1968 vs. Israel	GF: 0	GA: 4	
	0-4 L		

TENNESSEE (5-2-1) **GF: 13** **GA: 4** **Total Attendance: 261,186**
Average Attendance: 32,648

CHATTANOOGA

Finley Stadium: 1-0-0	GF: 1	GA: 0	Average Attendance: 17,903
Feb. 3, 2017 vs. Jamaica	1-0 W		17,903

NASHVILLE

Nissan Stadium: 4-2-1	GF: 12	GA: 4	Average Attendance: 34,897
May 23, 2006 vs. Morocco	0-1 L		26,141
April 1, 2009 vs. Trinidad & Tobago	3-0 W *		27,959
March 29, 2011 vs. Paraguay	0-1 L		29,059
July 3, 2015 vs. Guatemala	4-0 W		44,835
July 8, 2017 vs. Panama	1-1 T ^		47,622
Sept. 11, 2018 vs. Mexico	1-0 W		40,194
July 3, 2019 vs. Jamaica	3-1 W ^		28,473

TEXAS (13-3-9) **GF: 30** **GA: 18** **Total Attendance: 678,596**
(matches before 1990 not included in attendance figures) **Average Attendance: 32,314**

ARLINGTON

AT&T Stadium: 2-0-0	GF: 5	GA: 1	Average Attendance: 63,463
July 24, 2013 vs. Honduras	3-1 W ^		81,410
July 22, 2017 vs. Costa Rica	2-0 W ^		45,516

DALLAS

Cotton Bowl: 5-1-2	GF: 10	GA: 6	Average Attendance: 20,353
Sept. 8, 1974 vs. Mexico	0-1 L		
July 10, 1993 vs. Jamaica	1-0 W ^		11,642
July 14, 1993 vs. Panama	2-1 W ^		13,771
July 17, 1993 vs. Honduras	1-0 W ^		18,107
July 21, 1993 vs. Costa Rica	1-0 W (ot) ^		14,826
March 26, 1994 vs. Bolivia	2-2 T		26,835
March 25, 1995 vs. Uruguay	2-2 T		12,242
April 28, 2004 vs. Mexico	1-0 W		45,048

FRISCO

Toyota Stadium: 3-0-1	GF: 7	GA: 1	Average Attendance: 14,408
Feb. 19, 2006 vs. Guatemala	4-0 W		14,453
March 28, 2007 vs. Guatemala	0-0 T		10,932
July 7, 2015 vs. Honduras	2-1 W ^		22,357
May 25, 2016 vs. Ecuador	1-0 W		9,893

FT. WORTH

Herman Clark Stadium: 0-0-1	GF: 0	GA: 0	
June 12, 1988 vs. Ecuador	0-0 T		

HOUSTON

BBVA Compass Stadium: 0-0-2	GF: 1	GA: 1	Average Attendance: 14,885
Jan. 29, 2013 vs. Canada	0-0 T		11,737
March 26, 2019 vs. Chile	1-1 T		18,033

Delmar Stadium: 0-1-0

June 10, 1988 vs. Ecuador	GF: 0	GA: 2	
	0-2 L		

NRG Stadium: 1-1-2

May 8, 2003 vs. Mexico	GF: 3	GA: 6	Average Attendance: 70,202
Feb. 6, 2008 vs. Mexico	0-0 T		69,582
June 22, 2011 vs. Panama	2-2 T		70,103
June 21, 2016 vs. Argentina	1-0 W ^		70,267
	0-4 L @		70,858

IRVING

Texas Stadium: 0-0-1	GF: 1	GA: 1	Average Attendance: 22,787
Nov. 24, 1991 vs. Costa Rica	1-1 T		22,787

SAN ANTONIO

Alamodome: 1-0-0	GF: 2	GA: 0	Average Attendance: 64,369
April 15, 2015 vs. Mexico	2-0 W		64,369

North East Stadium: 1-0-0

June 14, 1988 vs. Costa Rica	GF: 1	GA: 0	64,369
	1-0 W		

UTAH (4-0-1)

GF: 11	GA: 3	Total Attendance: 114,714
		Average Attendance: 22,942

SALT LAKE CITY

Rice-Eccles Stadium: 1-0-0	GF: 3	GA: 0	Average Attendance: 40,586
June 4, 2005 vs. Costa Rica	3-0 W *		40,586

SANDY

Rio Tinto Stadium: 3-0-1	GF: 8	GA: 3	Average Attendance: 18,557
Sept. 5, 2009 vs. El Salvador	2-1 W *		19,066
June 18, 2013 vs. Honduras	1-0 W *		20,250
July 13, 2013 vs. Cuba	4-1 W ^		17,597
June 3, 2017 vs. Venezuela	1-1 T		17,315

VIRGINIA (2-0-0) GF: 4 GA: 0 Total Attendance: 28,428 Average Attendance: 14,214

RICHMOND

University of Richmond Stadium: 2-0-0	GF: 4	GA: 0	Average Attendance: 14,214
Nov. 10, 1996 vs. Trinidad & Tobago	2-0 W *		19,312
June 8, 2003 vs. New Zealand	2-0 W		9,116

WASHINGTON (8-1-1) GF: 24 GA: 10 Total Attendance: 234,500 Average Attendance: 29,312
(matches before 1990 not included in attendance figures)

SEATTLE

CenturyLink Field: 6-0-0	GF: 16	GA: 2	Average Attendance: 25,385
March 29, 2003 vs. Venezuela	2-0 W		17,819
July 7, 2005 vs. Cuba	4-1 W ^		15,831
July 9, 2005 vs. Canada	2-0 W ^		15,109
July 4, 2009 vs. Grenada	4-0 W ^		15,387
June 11, 2013 vs. Panama	2-0 W *		40,847
June 16, 2016 vs. Ecuador	2-1 W @		47,322

Kingdome: 1-1-1

	GF: 4	GA: 4	Average Attendance: 43,651
Jan. 29, 1994 vs. Russia	1-1 T		43,651
Oct. 20, 1976 vs. Canada	2-0 W *		
Feb. 3, 1979 vs. Soviet Union	1-3 L		

SAFECO Field: 1-0-0

	GF: 4	GA: 0	Average Attendance: 38,534
March 2, 2002 vs. Honduras	4-0 W		38,534

WISCONSIN (0-1-0) GF: 1 GA: 2 Total Attendance: 12,574 Average Attendance: 12,574

MILWAUKEE

County Stadium: 0-1-0	GF: 1	GA: 2	Average Attendance: 12,574
July 28, 1990 vs. East Germany	1-2 L		12,574

Key: * FIFA World Cup qualifier
 ** FIFA World Cup
 ^ Concacaf Gold Cup
 @ Copa America
 ++ Concacaf Cup
 & Concacaf Nations League

U.S. Men's National Team Year-By-Year Records

Year	GP	W	L	T	GF	GA	Pct.	Year	GP	W	L	T	GF	GA	Pct.
1916	2	1	0	1	4	3	.750	1985	8	2	3	3	6	12	.438
1924	4	2	2	0	5	8	.500	1986	2	0	0	2	1	1	.500
1925	2	1	1	0	6	2	.500	1987	3	1	2	0	2	4	.333
1926	1	1	0	0	6	1	1.000	1988	13	3	7	3	9	16	.346
1928	2	0	1	1	5	14	.250	1989	12	6	3	3	12	7	.625
1930	4	2	2	0	10	10	.500	1990	22	8	11	3	29	32	.432
1934	2	1	1	0	5	9	.500	1991	17	8	4	5	22	13	.618
1936	1	0	1	0	0	1	.000	1992	21	6	11	4	21	27	.381
1937	3	0	3	0	6	19	.000	1993	34	10	13	11	45	44	.456
1947	2	0	2	0	2	10	.000	1994	27	7	9	11	30	28	.463
1948	3	0	3	0	0	25	.000	1995	14	5	6	3	20	18	.464
1949	5	1	3	1	8	19	.300	1996	16	10	4	2	28	19	.688
1950	3	1	2	0	4	8	.333	1997	18	5	6	7	22	21	.472
1952	2	0	2	0	0	14	.000	1998	16	6	6	4	15	13	.500
1953	1	0	1	0	3	6	.000	1999	13	7	4	2	19	13	.615
1954	4	2	2	0	7	9	.500	2000	17	9	2	6	34	11	.706
1955	1	0	1	0	2	3	.000	2001	15	6	6	3	14	13	.500
1956	1	0	1	0	1	9	.000	2002	20	12	6	2	34	18	.650
1957	4	0	4	0	5	21	.000	2003	16	10	4	2	28	10	.688
1959	1	0	1	0	1	8	.000	2004	15	8	1	6	28	9	.733
1960	2	0	1	1	3	6	.250	2005	20	13	3	4	33	12	.750
1961	1	0	1	0	0	2	.000	2006	13	6	4	3	20	14	.577
1964	1	0	1	0	0	10	.000	2007	18	12	5	1	31	19	.694
1965	4	1	1	2	4	5	.500	2008	14	9	3	2	30	8	.714
1968	9	4	4	1	22	22	.500	2009	24	13	8	3	43	36	.604
1969	2	0	2	0	0	3	.000	2010	14	5	5	4	19	21	.500
1972	4	0	3	1	6	10	.125	2011	17	6	8	3	16	20	.441
1973	12	3	9	0	5	22	.250	2012	14	9	2	3	23	13	.750
1974	2	0	2	0	1	4	.000	2013	23	16	4	3	51	23	.761
1975	5	0	5	0	1	22	.000	2014	15	6	5	4	20	20	.533
1976	8	1	2	5	3	7	.438	2015	20	10	6	4	42	26	.600
1977	8	3	3	2	7	11	.500	2016	19	12	6	1	37	20	.657
1978	3	0	2	1	0	3	.167	2017	19	10	2	7	34	14	.710
1979	7	2	5	0	9	20	.286	2018	11	3	5	3	10	14	.409
1980	6	2	2	2	7	9	.500	2019	18	11	5	2	38	14	.666
1982	1	1	0	0	2	1	1.000								
1983	1	1	0	0	2	0	1.000								
1984	9	3	2	4	11	9	.556								
Totals	711	303	257	151	1029	968	.532								

ALL-TIME RECORDS



109

U.S. Men's National Team All-Time Player Appearances

A			
Player	Caps	Goals	Era
Acosta, Jorge	12	0	1991-1992
Acosta, Kellyn	23	2	2016-2018
Adams, Tyler	10	1	2017-2019
Adu, Freddy	17	2	2006-2011
Agbossoumonde, Gale	1	0	2010
Agoos, Jeff	134	4	1988-2003
Agudelo, Juan	28	3	2010-2018
Aitken, Robert	1	0	1928
Albrecht, Dietrich	9	2	1968-1969
Albright, Chris	22	1	1999-2007
Alexander, Eric	2	0	2011-2014
Allen Jr., R.	1	0	1928
Allnutt, Yari	5	2	1992-1993
Altemose, Charles	1	0	1936
Altidore, Jozy	115	42	2007-2019
Alvarado, Ventura	13	0	2015
Aly, Amr	8	0	1984-1985
Amon, Jonathan	2	0	2018-2019
Annis, Robert	1	0	1948
Arena, Bruce	1	0	1973
Armstrong, Chris	66	2	1998-2005
Armstrong, Desmond	81	0	1987-1994
Arnaud, Davy	7	1	2008-2009
Arriola, Paul	32	5	2016-2019
Askev, John	4	0	1979-1984
Atheneos, George	1	1	1953
Auld, Andy	5	2	1926-1930

B			
Player	Caps	Goals	Era
Baba, Imad	1	0	1999
Bachmeier, Adolf	15	0	1959-1969
Bahr, Walter	19	1	1948-1957
Baicher, Jeff	2	0	1990-1991
Baird, Corey	4	0	2019
Baker, Gerry	7	2	1968-1969
Balboa, Marcelo	127	13	1988-2000
Banach, Orest	4	0	1969-1972
Bandov, Boris	33	2	1976-1983
Banks, Jimmy	36	0	1985-1991
Barone, Gary	1	0	1972
Barrett, Chad	1	0	2008
Barrett, Wade	2	0	2002-2007
Bartkus, Francis	1	0	1936
Barto, Barry	16	0	1972-1975
Battles, Barney	1	0	1925
Bayardo-Abaunza	3	0	1965-1969
Beasley, DaMarcus	126	17	2001-2017
Beckerman, Kyle	58	1	2007-2016
Beckman, Raymond P.	3	0	1948
Bedoya, Alejandro	66	2	2010-2017
Bellinger, Tony	7	1	1977-1980
Beltran, Tony	3	0	2013-2014
Benedek, Janos	4	0	1968
Benedetti, Scott	1	0	1996
Benedict, Brian	4	0	1991-1992
Benitez, Jorge	2	0	1972
Berhalter, Gregg	44	0	1994-2006
Bertani, William J.	3	0	1948
Besler, Matt	47	1	2013-2017
Best, John	1	0	1973
Bicek, Helmut	5	2	1960-1965

Bick, Sam	2	0	1976
Biefeld, Eric	2	0	1986
Bingham, David	3	0	2016-2017
Birnbaum, Steve	11	1	2015-2017
Bliss, Brian	33	2	1984-1995
Bocanegra, Carlos	110	14	2001-2012
Bonezzi, Antonio	1	0	1961
Bono, Alex	1	0	2018
Bookie, Mike	1	0	1930
Borchers, Nat	3	0	2005-2010
Borghi, Frank	9	0	1949-1954
Borja, Hernan	11	3	1982-1988
Bornstein, Jonathan	38	2	2007-2011
Borodiak, Ivan	1	0	1964
Boswell, Bobby	3	0	2006-2007
Boyd, Terrence	13	0	2012-2016
Boyd, Tyler	10	2	2019
Bradley, Gordon	1	0	1973
Bradley, Michael	151	17	2006-2019
Brady, Michael	3	0	1984-1985
Braga, Jesse	2	0	1947
Bravo, Paul	4	1	1994-1999
Brcic, David	4	0	1979-1985
Brewster, Ben	1	1	1973
Brix, Aage	1	0	1924
Brooks, John	38	3	2013-2019
Brose, Dario	4	1	1994-1997
Brown, C.J.	15	0	1998-2003
Brown, David	3	4	1925-1926
Brown, George	1	0	1957
Brown, James	4	1	1930
Bruin, Will	2	0	2013
Buddle, Edson	11	3	2003-2012
Bunbury, Teal	4	1	2010-2012
Burkard, Robert	2	0	1952-1957
Burness, Gordon	1	0	1926
Burns, Mike	75	0	1992-1998
Busch, Jon	1	0	2005
Bustamente, Carlos	1	0	1961

C			
Player	Caps	Goals	Era
Calichman, Dan	3	0	1997
Califano, Dan	1	0	1973
Caligiuri, Paul	110	5	1984-1997
Califf, Danny	23	1	2002-2009
Cameron, Fred	6	0	1959-1969
Cameron, Geoff	55	4	2010-2017
Cannon, Joe	2	0	2003-2005
Cannon, Reggie	10	0	2018-2019
Canter, Dan	9	0	1983-1985
Cantillo, Ringo	11	0	1979-1982
Capurro, Carmen	2	0	1973
Carniham, William	2	0	1925-1926
Carroll, Brian	8	0	2005-2010
Carroll, Henry	2	1	1928
Carson, William	1	0	1959
Carter-Vickers, Cameron	8	0	2017-2019
Casey, Conor	19	2	2004-2010
Casey, Cornelius	4	1	1954
Castillo, Edgar	18	0	2009-2016
Cayemitte, Dave	1	0	1984
Cecic, Tom	1	0	1968
Chachurian, Yprem	4	1	1953-1954

ALL-TIME PLAYER APPEARANCES

Chandler, Peter	3	0	1975
Chandler, Timmy	29	1	2011-2016
Cherundolo, Steve	87	2	1999-2012
Child, Paul	2	0	1973
Ching, Brian	45	11	2003-2010
Chronopoulos, Ted	1	0	1997
Chung, Mark	24	2	1991-1998
Chyzowych, Walter	3	0	1964-1965
Cinowitz, Ben	1	0	1959
Clark, Colin	1	0	2009
Clark, Ricardo	34	3	2005-2012
Clarke, Neil G.	2	0	1916
Clavijo, Fernando	61	0	1990-1994
Clear, Edward	5	0	1968
Cogsville, Donald	6	0	1988
Cohen, Neil	1	0	1976
Coker, Ade	5	3	1984
Collins, Michael	2	0	1988
Colombo, Charles M.	13	0	1948-1952
Comrie, Elvis	4	0	1984
Connelly, William	1	0	1953
Conrad, Jimmy	28	1	2005-2010
Constantino, Mike	1	0	1988
Conterio, William	1	0	1956
Convey, Bobby	46	1	2000-2008
Cook, Elwood	4	0	1952-1957
Cooper, Albert	2	0	1928
Cooper, Harry	2	1	1916
Cooper, Kenny	10	4	2007-2009
Corona, Joe	23	3	2012-2018
Corrales, Ramiro	6	0	1996-2008
Correa, Cecil	1	0	1973
Coskunan, Dave	3	0	1973-1974
Counce, Dan	5	0	1974-1976
Covone, Neil	6	0	1988-1990
Cozier, Mac	1	0	1996
Craddock, Robert	1	0	1954
Crescitelli, Tony	1	0	1983
Crockett, James	1	0	1936
Cronin, Sam	2	0	2009
Crook, Bill	1	0	1984
Crow, Kevin	13	0	1984-1988
Crudo, Tony	7	0	1979-1982
Cruz, Alberto	1	0	1991
Cullen, Leo	3	0	1999-2002
Cunningham, Jeff	14	1	2001-2010
Currie, John	2	0	1937
Czerkiewicz, Adolf "Ed"	2	0	1934
Cziotka, Andy	4	0	1965

D

Player	Caps	Goals	Era
Dalrymple, Sam	2	0	1924
Dani, Peter	2	0	1976
Davies, Charlie	17	4	2007-2009
Davis, Brad	17	0	2005-2014
Davis, Irving	5	0	1924-1925
Davis, Rick	35	7	1977-1988
Dayak, Troy	9	0	1990-1991
Deal, John	2	0	1928
DeBrito, John	6	0	1991-1992
DeBrito, Pedro	1	0	1983
Decker, Otto	1	2	1953
Decker, Rolf	4	0	1953-1955
Deering, Chad	18	1	1993-2000
Del Liano, Windsor	1	0	1973

DeLaGarza, A.J.	2	0	2012
de la Torre, Luca	1	0	2018
Delgad, Marky	6	0	2018
DeLong, Gary	6	0	1968
DeMerit, Jay	25	0	2007-2011
Demko, William J.	2	0	1924
Demling, Buzz	4	0	1973-1975
Dempsey, Clint	141	57	2004-2017
Dest, Sergiño	3	0	2019
D'Errico, David	19	0	1974-1977
Deszofi, Bill	1	0	1973
DiBernardo, Angelo	20	3	1979-1985
DiBernardo, Paul	1	0	1985
Dick, Walter	1	0	1934
Diedrichsen, Matt B.	1	0	1916
Diffley, John	7	0	1988
Diskerdud, Mix	38	6	2010-2016
Djordjevic, Slodubian	1	0	1972
Dodd, Mark	15	0	1988-1998
Domingues, Altino	4	0	1975
Donelli, Aldo "Buff"	2	5	1934
Donigan, Dan	1	0	1990
Donlic, Tony	7	0	1977
Donovan, Landon	157	57	2000-2014
Dooley, Thomas	81	7	1992-1999
Dorian, George	1	0	1956
Douglas, James	9	0	1924-1930
Doyle, John	53	3	1987-1994
Droege, Don	8	0	1977-1979
Duback, Jeff	4	0	1987-1989
Dubienny, John	3	0	1937
DuBose, Winston	14	0	1979-1985
Duffy, John	2	0	1928
Dufrene, Ronil	2	0	1991
Dunivant, Todd	2	0	2006
Dunn, Jason	3	0	1994
Durgan, Jeff	7	1	1983-1985
Dwyer, Dom	4	2	2017

E

Player	Caps	Goals	Era
Ebobisse, Jeremy	1	0	2019
Eck, Ted	13	1	1989-1996
Edu, Maurice	46	1	2007-2014
Eichmann, Eric	29	4	1986-1993
Ellis, Charles H.	2	2	1916
Ely, Alex	4	0	1960-1965
Embarger, Edward	2	0	1954
Engedal, Svend	3	0	1956-1957
Enochs, Joe	1	0	2001
Eppy, William	1	0	1957
Ervine, Dale	5	0	1985-1993
Eskandarian, Alecko	1	0	2003
Etherington, Gary	7	0	1977-1979
Evans, Bert	1	0	1959
Evans, Brad	27	1	2009-2017

Player	F		Era
	Caps	Goals	
Fajkus, Charlie	3	0	1982-1985
Farquhar, Doug	1	0	1959
Farrell, Harry	2	0	1924
Feher, Sandy	3	0	1968
Feilhaber, Benny	44	2	2007-2017
Ferguson, Jack	1	0	1925
Ferrans, Thompson	3	0	1937
Ferreira, Joe	4	0	1947-1948
Feuer, Ian	1	0	1992
Ficken, Dieter	1	0	1972
Fidelia, Pat	1	0	1979
Fiedler, William	1	0	1936
Findlay, William	4	0	1924-1928
Findley, Robbie	11	0	2007-2010
Fink, Joe	6	0	1973-1975
Finlay, Ethan	3	0	2016
Finn, Kenny	2	0	1960-1961
Fister, Karl	2	1	1960
Flater, Mike	15	0	1972-1977
Flores, Jorge	1	0	1996
Florie, Thomas	8	2	1925-1934
Ford, James	1	0	1916
Formoso, Santiago	7	0	1975-1977
Fowles, Colin	18	0	1977-1980
Fox, Mike	16	0	1984-1988
Franchino, Joe	1	0	2000
Francillo, Tony	1	0	1973
Frank, Steve	1	0	1973
Franklin, Sean	1	0	2011
Franks, Leroy	1	0	1957
Fraser, Robin	26	0	1988-2001
Freitag, Willy	3	0	1960-1961
Friedel, Brad	82	0	1992-2004
Fry, Chance	5	0	1984
Fuchs, Steve	3	0	1988

Player	G		Era
	Caps	Goals	
Gabarra, Jim	14	0	1987-1989
Gaetjens, Joseph	3	1	1950
Gajda, Andrew	1	0	1936
Galati, Tom	1	0	1975
Gall, Romain	1	0	2018
Gallagher, James	7	1	1928-1934
Gansler, Robert	5	0	1968
Garber, Randy	1	0	1975
Garcia, Justo	1	0	1964
Garcia, Nick	6	0	2003-2004
Garcia, Poli	2	0	1975
Garza, Greg	10	0	2014-2017
Gastelum, John Sousa	1	0	1954
Gatt, Joshua	2	0	2012-2013
Gaven, Eddie	8	0	2004-2010
Geimer, Gene	6	2	1972-1973
Gentile, Carl	6	0	1968
Georges, Emmanuel	3	0	1973
Gerley, Victor	6	0	1965-1968
Getzinger, Rudy	8	1	1964-1973
Gibbs, Cory	19	0	2003-2006
Gil, Luis	2	0	2014-2015
Gillen, Ted	3	0	1988
Gjonbalaj, Sadri	5	1	1986-1993
Glenn, Rudy	1	0	1984
Goldie, Malcolm	1	0	1925

Gomez, Herculez	24	6	2007-2013
Gonsalves, William	6	1	1930-1934
Gonzalez, Omar	52	3	2010-2019
Gooch, Lynden	4	0	2016-2018
Goodson, Clarence	46	5	2008-2014
Gordon, Alan	2	0	2012-2015
Gormley, Robert	1	0	1954
Gorsek, Jim	2	0	1985
Gosselin, Mike	1	0	1992
Goulet, Brent	8	0	1986-1990
Grabowski, Gene	1	0	1957
Graesser, Herman	1	0	1949
Green, Alan	1	0	1984
Green, Julian	15	4	2014-2018
Green, Richard	1	0	1973
Gregorian, Mike	1	0	1988
Greinert, Frank	1	0	1936
Grgurev, Fred	14	1	1973-1976
Grimes, Kevin	5	0	1988
Grivnow, Steve	2	0	1948-1954
Gros, Josh	1	0	2007
Gutierrez, Diego	1	0	2001
Gutierrez, Henry	1	0	1999
Guzan, Brad	64	0	2006-2019
Gyau, Joe	2	0	2014
Gyau, Phillip	6	0	1989-1991

Player	H		Era
	Caps	Goals	
Hahnemann, Marcus	9	0	1994-2011
Hall, Dick	4	0	1973-1975
Hamid, Bill	6	0	2012-2018
Hamilton, Raymond	2	0	1937
Hamlyn, Alan	4	0	1972-1975
Hannah, James	1	0	1957
Hantak, Ted	3	2	1987
Harbor, Jean	15	0	1992-1996
Harkes, John	90	6	1987-2000
Harris, Tim	1	0	1985
Hart, Edward	2	0	1924
Hartman, Kevin	5	0	1999-2006
Hausmann, Larry	8	0	1963-1972
Hawkins, Eddie	1	0	1984
Heaps, Jay	4	0	2009
Hedges, Matt	5	0	2015-2017
Hejduk, Frankie	85	7	1996-2009
Hemingsley, John J.	2	0	1916
Henderson, Chris	79	3	1990-2001
Herd, William	1	0	1925
Hernandez, Manny	2	0	1974
Herz, Eberhard	1	0	1960
Hill, Kamani	2	0	2007
Hj Julian, Julius	2	0	1934
Hoban, Michael "Mick"	1	0	1973
Hoffman, Moe	1	0	1973
Holden, Stuart	25	3	2009-2013
Holmes, Duane	2	0	2019
Holocher, Paul	1	0	1996
Hooker, Jeff	12	1	1984-1987
Hornberger, Raymond	4	0	1924
Horvath, Charles	1	0	1964
Horvath, Ethan	4	0	2016-2019
Howard, Tim	121	0	2002-2017
Hulcer, Larry	8	1	1979-1980
Huseinovic, Mirsad	1	0	1992
Hyndman, Emerson	2	0	2014-2016
Hynes, Jackie	4	0	1949

Player	I		
	Caps	Goals	Era
Ianni, Tayt	1	0	1996
Ibarra, Miguel	3	0	2014-2015
Ibsen, Zak	15	0	1992-1998
Ihemelu, Ugo	2	0	2006-2009
Imler, Erik	1	0	1993
Ivanow, Mike	10	0	1967-1975
Ivic, Frank	1	0	1973

Player	J		
	Caps	Goals	Era
Jaguande, Carlos	2	0	1992
James, Bernie	2	0	1988
Jaqua, Nate	3	0	2006-2008
Jeffries, Mike	3	0	1984-1985
Johannsson, Aron	19	4	2013-2015
Johnson, Carl	2	0	1924
Johnson, Eddie	63	19	2004-2014
Johnson, Fabian	57	2	2011-2017
Johnson, Sean	8	0	2011-2019
Jonas, Mark	1	0	1991
Jones, Cobi	164	15	1992-2004
Jones, F. Burke	3	0	1924
Jones, Jermaine	69	4	2010-2017
Joseph, Miles	3	0	1996-1998

Player	K		
	Caps	Goals	Era
Kain, Tom	5	0	1986-1987
Kapp, Erhardt	5	1	1983-1985
Kehoe, Bob	4	0	1965
Keller, Kasey	102	0	1990-2007
Kelly, Ed	2	0	1975
Kelly, James	1	0	1925
Keough, Harry	19	1	1949-1957
Keough, Ty	8	0	1979-1980
Kerr, Findlay	1	0	1926
Kerr, John, Jr.	16	2	1984-1995
Kiesewetter, Jerome	2	0	2016
Kikel, Alfred	1	0	1968
Kinnear, Dominic	54	9	1990-1994
Kirk, Joey	7	0	1987-1988
Kirovski, Jovan	62	9	1994-2004
Kitchen, Perry	5	0	2015-2016
Klein, Chris	22	5	2000-2006
Kljestan, Sacha	52	6	2007-2017
Klopas, Frank	39	12	1987-1998
Kmosko, Matt	3	0	1992
Knight, Hayden	3	0	1984
Kofler, Helmut	5	0	1968
Kooiman, Cle	12	1	1993-1994
Kotschau, Ritchie	1	0	2005
Kovacs, Fred	4	0	1972-1973
Krat, Nick	14	0	1968-1972
Kreiger, Cornell	3	0	1965
Kreis, Jason	14	1	1996-2000
Krische, Joseph	3	0	1960
Krumpe, Paul	24	1	1986-1991
Kuntner, Rudolf F.	2	2	1928

Player	L		
	Caps	Goals	Era
Ladouceur, Jacques	10	2	1984-1985
Lagos, Manny	3	0	2001-2003
Lalas, Alexi	96	9	1989-1998
Lapper, Mike	43	1	1991-1995
Larentowicz, Jeff	4	0	2011-2012
Lassiter, Roy	30	4	1992-2000
Lawson, Doc	3	0	1979
Leeper, Curtis	1	0	1979
Lehman, William	1	0	1934
Leonetti, Joey	2	0	1992-1996
Lewis, Eddie	82	10	1996-2008
Lewis, Jonathan	5	0	2019
Lichaj, Eric	16	1	2010-2018
Ligeon, Maurice	1	0	1994
Lignos, John	1	0	1982
Lillie, Bud	1	0	1957
Lima, Nick	9	0	2019
Liotart, Hank	4	0	1975
Liveric, Mark	16	3	1973-1980
Llamasa, Carlos	29	0	1998-2002
Lletget, Sebastian	13	2	2017-2019
Logush, Tim	1	0	1975
Long, Aaron	16	3	2018-2019
Looby, William	9	6	1954-1959
Lopez, Miguel Angel	1	0	1977
Lovitz, Daniel	13	0	2019
Loyd, Zach	3	0	2011-2012
Lozzano, Lawrence	7	0	1994-1996
Lutkefедder, Fred	1	0	1936
Luzniak, Zen	1	0	1988
Lyons, Jack P.	2	0	1928

Player	M		
	Caps	Goals	Era
Maca, Alain	5	0	1973-1975
Maca, Joseph	3	1	1950
Machado, Joe	2	0	1947
Mahy, Barry	4	0	1973
Maisonneuve, Brian	13	0	1997-2002
Makowski, Greg	12	1	1978-1980
Malinowski, Donald	4	0	1954-1955
Malizewski, Michael	3	0	1968-1969
Mapp, Justin	8	0	2005-2007
Margenson, Henry	1	0	1937
Marina, Alfonso	1	0	1955
Marsch, Jesse	2	0	2001-2007
Marshall, Chad	12	1	2005-2017
Marshall, Jack	1	1	1926
Martin, Lucas	2	0	1988
Martin, Manuel	10	0	1947-1949
Martin, Tim	2	0	1993-1996
Martinelli, Joe	3	0	1937
Martinich, Art	3	0	1973
Martino, Kyle	8	1	2002-2006
Mason, John	1	0	1976
Mason, Michael	5	0	1997
Masters, Mike	1	0	1992
Mastroeni, Pablo	65	0	2001-2009
Mata, Walner	7	0	1969-1973
Mate, Andy	1	0	1964
Matevich, Pete	4	2	1949
Mathis, Clint	46	12	1998-2005
Matteson, Bob	2	0	1974
Mausser, Arnold	35	0	1975-1985

M (CONTINUED)

Player	Caps	Goals	Era
Mayer, Alan	6	0	1976-1977
McAlees, Sam	2	0	1937
McAlister, Jim	6	0	1977-1979
McBride, Brian	95	30	1993-2006
McBride, Pat	5	0	1964-1975
McCarty, Chad	1	0	1999
McCarty, Dax	13	0	2009-2017
McCully, Charles	11	0	1973-1975
McCully, Henry	2	1	1975
McEwan, John	3	2	1937
McFarlane, Tom	1	0	1925
McGhee, Bart	3	1	1930
McGuire, Johnny	1	0	1925
McHugh, Ebby	1	0	1952
McIlvenny, Edward	3	0	1950
McKeon, Matt	2	0	1999
McKennie, Weston	19	6	2017-2019
McLaughlin, Ben	13	0	1948-1957
McLean, Willie	2	0	1934
McMillan, Doug	2	0	1973
Megson, Neil	2	0	1988
Mendoza, Ruben	6	2	1952-1959
Meola, Tony	100	0	1988-2006
Merrick, Alan	1	0	1983
Metidieri, Carlos	2	0	1973
Meyerdieks, Henry	1	0	1925
Miazga, Matt	18	1	2015-2019
Michel, Helmut	1	0	1961
Michaels, Joseph	3	0	1937-1947
Michallik, Janusz	44	1	1991-1994
Mihailovich, Ane	5	0	1977
Mihailovic, Djordje	5	1	2019
Millar, Bob	2	0	1925
Millar, Peter	13	9	1968-1972
Milne, Ray	1	0	1953
Mitic, Ilija	1	0	1973
Moniz, Frank	2	0	1947
Monsen, Lloyd	5	0	1952-1957
Moor, Drew	5	0	2007-2008
Moore, Cecil	1	0	1953
Moore, Joe-Max	100	24	1992-2002
Moore, Johnny	11	0	1972-1975
Moore, Shaq	5	0	2018
Moorhouse, George	7	0	1926-1934
Mora, Sergio	1	0	1972
Morales, Alfredo	16	0	2013-2019
Morris, Billy	1	0	1926
Morris, Jordan	39	10	2014-2019
Morrow, Justin	4	0	2013-2018
Moyers, Steve	7	2	1980-1984
Mulholland, Jakes	2	0	1924
Mullan, Brian	4	0	2004-2007
Mulrooney, Richard	14	0	2001-2004
Muniz, Amiel	1	0	1949
Murphy, Eddie	18	5	1955-1969
Murphy, James	2	1	1957
Murphy, Russell	2	0	1957
Murray, Bruce	85	21	1985-1993
Murray, Thomas	2	0	1916
Myernick, Glenn	10	0	1975-1979

N

Player	Caps	Goals	Era
Nagbe, Darlington	25	1	2015-2018
Namoff, Brian	1	0	2007
Nanchoff, George	10	1	1977-1979
Nanchoff, Louis	10	1	1978-1980
Nash, Derek	1	0	1955
Nemchik, George	4	1	1936-1937
Nguyen, Lee	9	0	2007-2016
Nilsen, Werner	2	0	1934
Noga, Henry	2	0	1960
Noha, Mike	1	0	1964
Noonan, Pat	14	1	2004-2008
Novakovich, Andrija	3	0	2018

O

Player	Caps	Goals	Era
O'Brien, John	32	3	1998-2006
O'Connell, John	4	0	1949-1954
O'Conner, Fred	4	0	1924
O'Hara, Tom	1	0	1982
Olaf, Gene	1	0	1949
O'Leary, Bob	1	0	1973
Olosunde, Matt	1	0	2018
Olsen, Ben	37	6	1998-2007
Olson, Rob	1	0	1983
Onalfo, Curt	1	0	1988
O'Neill, George	2	0	1973
Onyewu, Oguchi	69	6	2004-2014
Opara, Ike	1	0	2018
Orozco, Michael	29	4	2008-2016
Ottoboni, Victor	1	0	1959

P

Player	Caps	Goals	Era
Pal, Josef	1	0	1965
Palmer-Brown, Erik	2	0	2018
Panek, Jerry	3	0	1973
Papoulias, Andy	3	0	1984-1985
Pariani, Gino	5	1	1948-1950
Parke, Jeff	1	0	2012
Parker, Tim	2	0	2018
Parkhurst, Michael	25	0	2007-2014
Parkinson, Andrew	2	0	1984
Parks, Keaton	1	0	2018
Pastor, George	7	0	1988-1989
Patenaude, Bert	4	6	1930
Pause, Logan	6	0	2009-2010
Pearce, Heath	35	0	2005-2012
Pecher, Steve	17	0	1976-1980
Pellizaro, Val	2	0	1957
Pereira, Fred	6	1	1977
Perez, Hugo	73	13	1984-1994
Perkins, Troy	7	0	2009-2010
Pesa, Njego	7	0	1979-1982
Peterson, Mark	6	1	1980-1985
Petke, Mike	2	0	2001-2003
Petramale, Eugene	1	0	1954
Picault, Fafa	2	0	2016-2018
Pietras, Peter	3	0	1934-1936
Pires, Telmo	1	0	1975
Pittman, Steve	3	0	1990-1997
Pollihan, Jim	15	0	1976-1979
Polster, Matt	1	0	2018
Pomykal, Paxton	1	0	2019

Pontius, Chris	5	0	2017
Pope, Eddie	82	8	1996-2006
Prampin, Alan	2	0	1993
Presthus, Tom	1	0	1999
Pulisic, Christian	34	14	2016-2019

Q

Player	Caps	Goals	Era
Quaranta, Santino	15	1	2005-2009
Quesada, David	1	0	1995-1998
Quinn, Brian	48	1	1991-1994

R

Player	Caps	Goals	Era
Racz, Andy	1	0	1964
Radosavljevic, Preki	28	4	1996-2001
Radwanski, Ed	5	0	1985
Rae, Alexander	3	3	1937
Rafael, Charlie	1	0	1988
Ralbovsky, Steve	15	0	1976-1978
Ralston, Steve	36	4	1997-2007
Ramirez, Christian	2	1	2019
Ramos, Tab	81	8	1988-2000
Razov, Ante	25	6	1995-2007
Ream, Tim	40	1	2010-2019
Regis, David	27	0	1998-2002
Reis, Matt	2	0	2006-2007
Rego Costa, Joseph	3	0	1947-1948
Renshaw, Mike	2	0	1972-1973
Rensing, Gary	4	0	1972
Resznecki, Tibor	3	0	1965
Reyna, Claudio	112	8	1994-2006
Rhody, James	1	1	1924
Rick, Horst	1	0	1964
Rigby, Bob	6	0	1973-1975
Rimando, Nick	22	0	2002-2017
Roberts, Richard	1	0	1952
Robertson, David	1	0	1925
Robertson, James	2	0	1916
Robinson, Antonee	7	0	2018-2019
Robinson, Eddie	1	1	2008
Robinson, Miles	2	0	2019
Robles, Luis	3	0	2009-2017
Roboostoff, Archie	7	0	1967-1975
Rodrigues, Angel	2	0	1937
Rogers, Robbie	18	2	2009-2011
Roldan, Cristian	19	0	2017-2019
Rolfe, Chris	10	0	2006-2009
Romanowicz, Walter	2	0	1947
Ronge, Walter	1	0	1961
Rooney, Robert	2	0	1957
Rote, Kyle, Jr.	5	0	1973-1975
Roth, Werner	15	0	1972-1975
Rowe, Kelyn	4	1	2017-2018
Roy, Willy	20	9	1965-1973
Rubin, Rubio	7	0	2014-2018
Rudd, Arthur G.	2	0	1924
Ruddy, Ed	2	0	1937
Rudroff, Bruce	2	0	1979
Russell, Dale	1	0	1978
Ryan, Francis	4	1	1928-1936
Ryerson, Rob	1	1	1988
Rymarczuk, Andy	5	0	1973-1975
Rys, Miro	3	1	1976

Player

S

Player	Caps	Goals	Era
Saief, Kenny	4	0	2017-2018
Salcedo, Jorge	3	0	1994-1998
Sanneh, Tony	43	3	1997-2005
Santel, Mark	8	1	1988-1997
Sapong, C.J.	4	0	2012-2018
Sargent, Josh	12	5	2018-2019
Savage, Bruce	16	0	1983-1992
Scardina, Frederick	1	0	1972
Schaller, Willie	1	0	1952
Schultz, Tom	1	0	1953
Schwart, Uwe	1	0	1964
Scott, Carlos	1	0	1975
Scurti, Paul	1	0	1975
Seissler, Manfred	1	0	1973
Sengelmann, Steve	2	0	1986
Servin, Julio	1	0	1973
Shafer, Steve	3	0	1973
Sharp, Steve	8	1	1984-1985
Shea, Brek	34	4	2010-2015
Sheppell, William	11	0	1949-1954
Shmotolocha, Walter	1	1	1965
Siega, Jorge	8	0	1973
Silvas, Tom	2	0	1986
Simek, Frank	5	0	2007
Simms, Clyde	1	0	2005
Skotarek, Alex	10	0	1975-1976
Slivinski, Mike	1	0	1991
Slone, Philip	1	0	1930
Smith, Bobby	18	0	1973-1980
Smith, Clarence	2	0	1916
Smith, Edmund	1	0	1926
Smith, Harry	2	0	1928
Smith, Kevin	1	0	1993
Smyth, Dan	1	0	1988
Snow, Ken	2	0	1988
Snow, Steve	2	0	1988-1989
Snyder, Troy	5	0	1985-1991
Snylyk, Zenon	6	0	1956-1963
Sommer, Juergen	8	0	1994-1998
Sorber, Mike	67	2	1992-1998
Souza, Ed	7	1	1947-1954
Souza, John	16	2	1947-1952
Spalding, C.H.	2	1	1916
Spalding, Derek	1	0	1982
Specca, Joe	3	0	1959-1968
Spector, Jonathan	36	0	2004-2015
Springthorpe, Terry	2	0	1953-1957
Stanko, Caleb	1	0	2016
Stanisic, "Scoop"	1	0	1993
Stark, Archie	2	4	1925
Stark, Tom	1	0	1925
Steel, Tommy	1	0	1925
Steffen, Zack	17	0	2018-2019
Stewart, Earnie	101	17	1990-2004
Stollmeyer, John	31	0	1986-1990
Straden, Andy	4	3	1924
Straub, Bill	3	0	1975
Strimel, Archie	3	0	1948
Stritzl, Zsigfried	11	2	1963-1973
Strouse, Andy	3	0	1992
Suarez, Ryan	1	0	2003
Sullivan, Chris	19	2	1987-1992
Surrack, Larry	1	0	1952
Swanner, Jamie	1	0	1984

S (CONTINUED)

Player	Caps	Goals	Era
Sweat, Ben	2	0	2018
Swords, Thomas	2	0	1916
Szetela, Danny	3	0	2007-2008

T

Player	Caps	Goals	Era
Tchani, Tony	1	0	2016
Thompson, Billy	1	0	1988
Thompson, Gregg	12	0	1984-1985
Thornton, Zach	8	0	1994-2001
Thorrington, John	4	0	2001-2009
Tintle, George	2	0	1916
Tober, Gene	3	0	1968
Torres, José	26	0	2008-2013
Tracey, Raphael	3	0	1930
Traina, John Peter	5	0	1957-1961
Trapp, Wil	20	0	2015-2019
Travis, John	2	0	1947
Trittschuh, Steve	37	2	1987-1995
Trost, Al	14	1	1971-1978
Turner, Roy	2	0	1973
Twellman, Taylor	30	6	2002-2008
Twellman, Tim	1	0	1982

U

Player	Caps	Goals	Era
Vagenas, Peter	2	0	2000-2003
Valentine, Ed	2	1	1947-1950
Van der Beck, Perry	23	2	1979-1985
Vaninger, Dennis	3	1	1974-1975
Vanney, Greg	37	1	1996-2005
Vanole, David	13	0	1986-1989
Vargas, Nelson	4	0	1991-1994
Vasquez, Martin	7	0	1996-1998
Vee, Juli	4	2	1976-1982
Velazco, Arturo	2	0	1988
Vermes, Peter	66	11	1988-1997
Victorine, Sasha	4	1	2000-2003
Villa, Greg	18	5	1977-1980
Villafañá, Jorge	21	0	2017-2018
Vincent, Brandon	1	0	2016
Voltz, Ray	3	0	1937
Vuckovic, Marko	1	0	1973

W

Player	Caps	Goals	Era
Wagner, David	8	0	1996-1998
Walker, Jonny	3	0	2004
Wallace, Anthony	1	0	2011
Wallace, Frank	7	3	1949-1950
Walsh, Billy	1	0	1999
Wark, Doug	1	0	1975
Washington, Dante	6	2	1991-1997
Wattman, Ben	2	1	1949
Weah, Tim	8	1	2018
Wecke, Herman	7	0	1954-1959
Wegerle, Roy	41	7	1992-1997
Wells, Herbert	3	0	1924
Wells, Zach	1	0	2006
Welsh, Kevin	1	0	1975
West, Brian	7	0	2001-2002
Whatford, Howard	1	0	1949
White, Jeremiah	1	0	2008
Whitehead, Robert	1	0	1957
Wild, Richard	1	0	1964
Williams, Danny	23	2	2011-2017
Williams, Richie	20	0	1998-2002
Wilson, Billy	2	0	1925-1926
Windischmann, Mike	50	0	1984-1990
Wingert, Chris	1	0	2009
Winter, Mike	6	0	1972-1973
Wit, Dennis	4	0	1975-1979
Wolanin, Adam	1	0	1950
Wolanow, Abbie	1	0	1961
Wolff, Josh	52	9	1999-2008
Wolyniec, John	2	0	2004
Wondolowski, Chris	35	11	2011-2016
Wood, Alexander	4	0	1930
Wood, Bobby	45	13	2013-2018
Woodring, Peter	3	0	1993
Wooten, Andrew	1	0	2015
Wynalda, Eric	106	34	1990-2000
Wynne, Marvell	5	0	2007-2011

Y

Player	Caps	Goals	Era
Yacopec, Louis	2	0	1949-1957
Yarbrough, William	3	0	2015-2016
Yedlin, DeAndre	62	0	2014-2019
Yellidell, David	1	0	2011
Yueill, Jackson	6	0	2019

Z

Player	Caps	Goals	Era
Zardes, Gyasi	55	12	2015-2019
Zavagnin, Kerry	21	0	2000-2006
Zbilowski, Fred	1	0	1936
Zerhusen, Al	10	2	1956-1965
Ziaja, Walter	4	0	1971-1973
Zimmerman, Walker	11	2	2017-2019
Zizzo, Sal	1	0	2007
Zusi, Graham	55	5	2012-2017

U.S. Men's National Team – Player Register

– Career Stats for All U.S. Players with an Appearance Since 1990 –

Field Players

ACOSTA, JORGE

Forward / Ht.: 5-7 / Wt.: 135 / Born: May 29, 1964

	GP/GS	MIN	G	A	Pts	Y	R	W-L-T
1991	2/2	89	0	0	0	0	0	1-0-1
1992	10/5	503	0	1	1	2	0	2-7-1
2 Year Totals	12/7	592	0	1	1	2	0	3-7-2

ACOSTA, KELLYN

Midfielder / Ht.: 5-10 / Wt.: 150 / Born: July 24, 1995

	GP/GS	MIN	G	A	Pts	Y	R	W-L-T
2016	4/4	283	0	0	0	0	0	3-0-1
2017	13/8	765	1	0	2	3	0	6-1-6
2018	6/4	392	1	1	3	1	0	1-4-1
3 Year Totals	23/16	1440	2	1	5	4	0	10-5-8

ADAMS, TYLER

Midfielder / Ht.: 5-9 / Wt.: 150 / Feb. 14, 1999

	GP/GS	MIN	G	A	Pts	Y	R	W-L-T
2017	1/1	90	0	0	0	0	0	0-0-1
2018	8/7	658	1	0	2	1	0	2-4-2
2019	1/1	90	0	0	0	0	0	1-0-0
3 Year Totals	10/9	838	1	0	2	1	0	3-4-3

ADU, FREDDY

Midfielder / Ht.: 5-8 / Wt.: 140 / Born: June 2, 1989

	GP/GS	MIN	G	A	Pts	Y	R	W-L-T
2006	1/0	10	0	0	0	1	0	0-0-1
2007	2/1	86	0	0	0	0	0	2-0-0
2008	9/4	441	1	2	4	0	0	4-2-3
2009	3/2	181	1	0	2	1	0	2-1-0
2011	2/1	110	0	1	1	0	0	1-1-0
5 Year Totals	17/8	828	2	3	7	2	0	9-4-4

AGBOSSOUMONDE, GALE

Defender / Ht.: 6-2 / Wt.: 185 / Born: Nov. 17, 1991

	GP/GS	MIN	G	A	Pts	Y	R	W-L-T
2010	1/0	4	0	0	0	0	0	1-0-0

AGOOS, JEFF

Defender / Ht.: 5-10 / Wt.: 175 / Born: May 2, 1968

	GP/GS	MIN	G	A	Pts	Y	R	W-L-T
1988	3/3	270	1	0	2	0	0	2-1-0
1991	7/6	345	0	0	0	0	0	2-3-2
1993	20/16	1333	1	1	3	2	0	6-10-4
1994	13/12	997	0	0	0	0	0	4-3-6
1995	5/5	424	0	0	0	1	0	1-3-1
1996	13/13	1158	1	1	3	2	0	11-2-0
1997	14/13	1146	0	1	1	1	1	4-4-6
1998	12/10	924	0	2	2	0	0	6-3-3
1999	9/9	616	0	1	1	2	0	5-3-1
2000	8/8	750	0	0	0	1	0	5-0-3
2001	13/13	1170	0	1	1	0	0	6-5-2
2002	16/15	1256	1	1	3	1	0	9-5-2
2003	1/1	90	0	0	0	0	0	1-0-0
13 Year Totals	134/124	10479	4	8	16	10	1	62-42-30

AGUDELO, JUAN

Forward / Ht.: 6-0 / Wt.: 180 / Born: Nov. 23, 1992

	GP/GS	MIN	G	A	Pts	Y	R	W-L-T
2010	1/0	30	1	0	2	0	0	1-0-0
2011	14/6	683	1	2	4	0	0	4-7-3
2012	1/0	28	0	1	1	0	0	0-0-1
2013	1/0	27	0	0	0	0	0	0-0-1
2014	1/0	6	0	0	0	0	0	0-1-0
2015	2/1	71	1	0	2	0	0	2-0-0
2016	1/0	13	0	0	0	0	0	0-0-1
2017	6/3	282	0	0	0	0	0	3-0-3
2018	1/0	21	0	0	0	0	0	0-0-1
9 Year Totals	28/10	1161	3	3	9	0	0	10-8-10

ALBRIGHT, CHRIS

Defender/Forward / Ht.: 6-1 / Wt.: 185 / Born: Jan. 14, 1979

	GP/GS	MIN	G	A	Pts	Y	R	W-L-T
1999	1/0	12	1	0	2	0	0	0-0-1
2000	3/1	127	0	0	0	1	0	1-0-2
2001	3/1	133	0	0	0	0	0	2-1-0
2004	4/2	258	0	0	0	0	0	0-0-4
2005	7/6	521	0	1	1	0	0	5-1-1
2006	2/2	180	0	0	0	1	0	1-0-1
2007	2/2	129	0	0	0	1	0	2-0-0
7 Year Totals	22/14	1360	1	1	3	3	0	11-2-9

ALEXANDER, ERIC

Midfielder / Ht.: 6-1 / Wt.: 165 / Born: April 14, 1988

	GP/GS	MIN	G	A	Pts	Y	R	W-L-T
2011	1/0	8	0	0	0	0	0	0-0-1
2014	1/0	9	0	0	0	0	0	1-0-0
2 Year Totals	2/0	17	0	0	0	0	0	1-0-1

ALLNUTT, YARI

Defender / Ht.: 5-11 / Wt.: 165 / Born: Feb. 2, 1970

	GP/GS	MIN	G	A	Pts	Y	R	W-L-T
1992	2/0	63	0	0	0	0	0	1-0-1
1993	3/1	182	2	0	4	1	0	0-1-2
2 Year Totals	5/1	245	2	0	4	1	0	1-1-3

ALTIDORE, JOZY

Forward / Ht.: 6-1 / Wt.: 175 / Born: Nov. 6, 1989

	GP/GS	MIN	G	A	Pts	Y	R	W-L-T
2007	1/0	26	0	0	0	0	0	1-0-0
2008	5/3	323	2	2	6	2	0	3-1-1
2009	17/13	1079	6	0	12	2	0	8-7-2
2010	9/8	750	2	1	5	3	0	2-3-4
2011	13/13	859	3	0	6	2	0	5-7-1
2012	7/3	313	0	1	1	0	0	3-1-3
2013	14/13	1075	8	2	18	2	0	8-4-2
2014	10/10	800	4	0	8	2	0	5-3-2
2015	13/13	914	6	2	14	2	1	6-5-2
2016	10/8	709	6	2	14	2	0	6-3-1
2017	11/10	854	4	3	11	2	0	6-2-3
2019	5/3	264	1	1	3	1	0	3-2-0
12 Year Totals	115/97	7965	42	14	98	20	1	56-38-21

ALVARADO, VENTURA

Defender / Ht.: 5-11 / Wt.: 170 / Born: March 31, 1992

	GP/GS	MIN	G	A	Pts	Y	R	W-L-T
2015	13/8	866	0	0	0	2	0	7-4-2

AMON, JONATHAN

Midfielder / Ht.: 5-8 / Wt.: 155 / Born: April 30, 1999

	GP/GS	MIN	G	A	Pts	Y	R	W-L-T
2018	1/1	55	0	0	0	0	0	0-0-1
2019	1/0	31	0	0	0	0	0	0-1-0
2 Year Totals	2/1	86	0	0	0	0	0	0-1-1

ARMAS, CHRIS

Midfielder / Ht.: 5-7 / Wt.: 150 / Born: Aug. 27, 1972

	GP/GS	MIN	G	A	Pts	Y	R	W-L-T
1998	1/0	45	0	0	0	0	0	0-0-1
1999	7/6	570	0	0	0	2	0	4-2-1
2000	14/14	1200	2	1	5	3	0	7-2-5
2001	13/13	1170	0	1	1	1	0	6-6-1
2002	11/11	924	0	1	1	1	0	7-3-1
2003	4/4	360	0	0	0	0	0	1-1-2
2004	8/8	615	0	0	0	0	0	4-1-3
2005	8/5	546	0	1	1	0	0	6-0-2
8 Year Totals	66/61	5430	2	4	8	7	0	35-15-16

ARMSTRONG, DESMOND

Defender / Ht.: 6-0 / Wt.: 175 / Born: Nov. 2, 1964

	GP/GS	MIN	G	A	Pts	Y	R	W-L-T
1987	1/1	90	0	0	0	0	0	0-0-1
1988	3/2	200	0	0	0	0	0	1-1-1
1989	1/1	90	0	0	0	0	0	0-0-1
1990	18/17	1450	0	0	0	0	0	6-3-3
1991	11/10	916	0	0	0	1	0	6-3-2
1992	9/9	765	0	0	0	0	0	2-6-1
1993	27/22	2128	0	0	0	1	0	8-11-8
1994	11/11	889	0	0	0	1	0	3-2-6
8 Year Totals	81/73	6528	0	0	0	3	0	26-32-23

ARNAUD, DAVY

Midfielder / Ht.: 6-0 / Wt.: 165 / Born: June 22, 1980

	GP/GS	MIN	G	A	Pts	Y	R	W-L-T
2007	1/0	5	0	0	0	0	0	0-1-0
2008	1/0	8	0	0	0	0	0	1-0-0
2009	5/4	335	1	1	3	2	0	3-1-1
3 Year Totals	7/4	348	1	1	3	2	0	4-2-1

ARRIOLA, PAUL

Forward / Ht.: 5-6 / Wt.: 145 / Born: Feb. 5, 1995

	GP/GS	MIN	G	A	Pts	Y	R	W-L-T
2016	3/1	137	2	1	5	0	0	3-0-0
2017	12/8	618	0	1	1	1	0	7-2-3
2018	2/1	100	0	0	0	0	0	0-1-1
2019	15/12	1112	3	1	7	1	0	10-4-1
4 Year Totals	32/22	1967	5	3	13	2	0	20-7-5

BABA, IMAD

Midfielder / Ht.: 5-10 / Wt.: 170 / Born: Feb. 15, 1974

	GP/GS	MIN	G	A	Pts	Y	R	W-L-T
1999	1/0	15	0	0	0	0	0	0-0-1

BAICHER, JEFF

Forward / Ht.: 5-10 / Wt.: 160 / Born: Nov. 16, 1964

	GP/GS	MIN	G	A	Pts	Y	R	W-L-T
1990	1/0	20	0	0	0	0	0	1-0-0
1991	1/0	12	0	0	0	0	0	0-1-0
2 Year Totals	2/0	32	0	0	0	0	0	1-1-0

BAIRD, COREY

Forward / Ht.: 5-10 / Wt.: 160 / Born: Jan. 30, 1996

	GP/GS	MIN	G	A	Pts	Y	R	W-L-T
2019	4/3	226	0	1	1	0	0	2-0-2

BALBOA, MARCELO

Defender / Ht.: 6-1 / Wt.: 175 / Born: Aug. 8, 1967

	GP/GS	MIN	G	A	Pts	Y	R	W-L-T
1988	7/6	585	0	0	0	0	0	1-4-2
1989	4/4	360	0	0	0	0	0	1-2-1
1990	15/10	1040	1	0	2	0	0	4-7-4
1991	15/15	1350	2	1	5	2	1	5-4-6
1992	21/21	1879	3	1	7	6	1	6-11-4
1993	10/9	707	0	0	0	1	0	2-2-6
1994	24/22	1833	4	0	8	1	1	6-9-9
1995	6/6	466	1	0	2	1	0	4-1-1
1996	8/8	720	1	1	3	0	0	5-2-1
1997	10/10	900	0	1	1	1	0	3-1-6
1998	4/3	257	1	0	2	0	0	1-2-1
1999	2/2	180	0	0	0	0	0	2-0-0
2000	1/1	90	0	0	0	0	0	0-0-1
13 Year Totals	127/117	10367	13	4	30	12	3	40-45-42

BANKS, JIMMY

Defender / Ht.: 5-8 / Wt.: 145 / Born: Sept. 2, 1964

	GP/GS	MIN	G	A	Pts	Y	R	W-L-T
1986	1/0	20	0	0	0	0	0	0-0-1
1987	3/3	270	0	0	0	0	0	1-2-0
1988	3/2	180	0	0	0	0	0	0-3-0
1989	8/8	700	0	0	0	0	0	4-2-2
1990	18/13	1130	0	0	0	3	0	7-8-3
1991	3/3	251	0	0	0	0	0	1-2-0
6 Year Totals	36/29	2551	0	0	0	3	0	13-17-6

BARRETT, CHAD

Forward / Ht.: 5-11 / Wt.: 180 / Born: April 30, 1985

	GP/GS	MIN	G	A	Pts	Y	R	W-L-T
2008	1/0	5	0	0	0	0	0	1-0-0

BARRETT, WADE

Defender / Ht.: 5-8 / Wt.: 150 / Born: June 23, 1976

	GP/GS	MIN	G	A	Pts	Y	R	W-L-T
2002	1/1	90	0	0	0	0	0	1-0-0
2007	1/0	17	0	0	0	0	0	0-0-1
2 Year Totals	2/1	107	0	0	0	0	0	1-0-1

BEASLEY, DaMARCUS

Midfielder / Ht.: 5-8 / Wt.: 145 / Born: May 24, 1982

	GP/GS	MIN	G	A	Pts	Y	R	W-L-T
2001	3/3	207	0	0	0	0	0	1-1-1
2002	12/8	687	3	1	7	1	0	8-2-2
2003	12/9	810	1	1	3	0	0	6-4-2
2004	14/13	1170	4	0	8	1	0	8-1-5
2005	13/11	1023	4	4	12	2	0	8-2-3
2006	7/5	485	0	1	1	1	0	3-3-1
2007	11/11	896	3	3	9	2	0	9-2-0
2008	10/8	755	2	2	6	0	0	6-3-1
2009	7/5	440	0	0	0	0	0	4-3-1
2010	4/1	126	0	1	1	1	0	2-2-0
2011	3/0	91	0	0	0	0	0	1-2-0
2012	1/0	45	0	0	0	0	0	1-0-0
2013	17/17	1469	0	0	0	2	0	12-3-2
2014	7/6	530	0	0	0	0	0	3-3-1
2015	2/1	150	0	0	0	0	0	0-1-1
2017	3/2	156	0	0	0	1	0	1-0-2
16 Year Totals	126/100	9040	17	13	47	11	0	73-32-22

BECKERMAN, KYLE

Midfielder / Ht.: 5-10 / Wt.: 155 / Born: April 23, 1982

	GP/GS	MIN	G	A	Pts	Y	R	W-L-T
2007	3/1	107	0	0	0	0	0	1-2-0
2009	7/5	508	1	0	2	2	0	5-1-1
2010	2/2	137	0	0	0	0	0	1-1-0
2011	6/5	469	0	0	0	0	0	2-3-1
2012	5/2	186	0	0	0	0	0	2-2-1
2013	10/9	680	0	2	2	0	0	9-0-1
2014	9/8	723	0	0	0	2	0	4-3-2
2015	9/7	588	0	0	0	2	0	6-2-1
2016	7/6	317	0	0	0	0	0	6-1-0
9 Year Totals	58/45	3715	1	2	4	6	0	36-15-7

BEDOYA, ALEJANDRO

Midfielder / Ht.: 5-10 / Wt.: 160 / Born: April 29, 1987

	GP/GS	MIN	G	A	Pts	Y	R	W-L-T
2010	6/2	256	0	0	0	0	0	1-4-1
2011	7/4	382	0	0	0	1	0	3-3-1
2013	12/9	822	1	4	6	1	0	9-1-2
2014	12/11	862	1	0	2	0	0	4-5-3
2015	7/7	437	0	1	1	0	0	2-3-2
2016	11/10	765	0	3	3	2	0	8-3-0
2017	11/3	428	0	3	3	1	0	7-0-4
7 Year Totals	66/46	3962	2	11	15	5	0	34-19-13

BELTRAN, TONY

Defender / Ht.: 5-8 / Wt.: 150 / Born: Oct. 11, 1987

	GP/GS	MIN	G	A	Pts	Y	R	W-L-T
2013	2/2	135	0	0	0	0	0	1-0-1
2014	1/1	71	0	0	0	0	0	0-0-1
2 Year Totals	3/3	206	0	0	0	0	0	1-0-2

BENEDETTI, SCOTT

Forward / Ht.: 5-11 / Wt.: 175 / Born: Nov. 13, 1966

	GP/GS	MIN	G	A	Pts	Y	R	W-L-T
1996	1/1	80	0	0	0	0	0	0-0-1

BENEDICT, BRIAN

	GP/GS	MIN	G	A	Pts	Y	R	W-L-T
1991	1/0	45	0	0	0	0	0	1-0-0
1992	3/2	109	0	0	0	0	0	1-1-1
2 Year Totals	4/2	154	0	0	0	0	0	2-1-1

BERHALTER, GREGG

Defender / Ht.: 6-1 / Wt.: 175 / Born: Aug. 1, 1973

	GP/GS	MIN	G	A	Pts	Y	R	W-L-T
1994	1/0	44	0	0	0	0	0	0-1-0
1995	1/0	31	0	0	0	0	0	0-1-0
1998	2/2	135	0	0	0	1	0	2-0-0
1999	5/4	372	0	0	0	2	0	2-3-0
2000	8/7	649	0	0	0	1	0	4-2-2
2001	4/2	92	0	0	0	0	0	3-0-1
2002	8/6	519	0	0	0	3	0	3-5-0
2003	3/3	258	0	0	0	2	0	1-2-0
2004	4/4	360	0	0	0	0	0	3-1-0
2005	6/4	369	0	0	0	2	0	4-1-1
2006	2/2	135	0	0	0	0	0	1-1-0
11 Year Totals	44/34	2964	0	0	0	11	0	23-17-4

BESLER, MATT

Defender / Ht.: 6-0 / Wt.: 170 / Born: Feb. 11, 1987

	GP/GS	MIN	G	A	Pts	Y	R	W-L-T
2013	12/11	996	0	0	0	2	0	8-2-2
2014	11/11	840	0	0	0	1	0	5-3-3
2015	6/5	509	0	1	1	1	0	3-2-1
2016	10/9	768	1	0	2	3	0	6-3-1
2017	8/8	720	0	0	0	1	0	5-1-2
5 Year Totals	47/44	3113	1	1	3	8	0	27-11-9

BIRNBAUM, STEVE

Defender / Ht.: 6-2 / Wt.: 180 / Born: Jan. 23, 1991

	GP/GS	MIN	G	A	Pts	Y	R	W-L-T
2015	1/1	90	0	0	0	0	0	0-1-0
2016	8/5	482	1	1	3	0	0	7-1-0
2017	2/2	180	0	0	0	0	0	1-0-1
3 Year Totals	11/8	752	1	1	3	0	0	9-2-1

BLISS, BRIAN

Defender / Ht.: 5-8 / Wt.: 150 / Born: Sept. 28, 1965

	GP/GS	MIN	G	A	Pts	Y	R	W-L-T
1984	1/1	90	0	0	0	0	0	0-0-1
1987	2/2	160	0	0	0	0	0	1-1-0
1988	4/3	340	1	0	2	0	0	1-1-2
1989	11/9	900	1	0	2	0	0	6-3-2
1990	10/3	319	0	0	0	0	0	3-5-2
1993	1/0	30	0	0	0	0	0	0-1-0
1994	1/0	83	0	0	0	0	0	0-0-1
1995	3/1	93	0	0	0	0	0	1-1-1
8 Year Totals	33/19	2015	2	0	4	0	0	12-12-9

BOCANEGRA, CARLOS

Defender / Ht.: 6-0 / Wt.: 170 / Born: May 25, 1979

	GP/GS	MIN	G	A	Pts	Y	R	W-L-T
2001	1/0	45	0	0	0	0	0	0-1-0
2002	6/6	525	0	0	0	1	0	5-0-1
2003	13/13	1151	4	2	10	4	0	8-3-2
2004	10/9	830	1	3	5	0	0	5-1-4
2005	8/7	605	1	1	3	2	0	4-3-1
2006	4/3	306	0	0	0	3	1	2-1-1
2007	11/11	930	2	0	4	6	0	9-2-0
2008	9/9	810	2	1	5	0	0	6-2-1
2009	14/14	1200	1	0	2	2	0	7-5-2
2010	9/9	759	1	0	2	1	0	3-3-3
2011	15/14	1291	0	1	1	5	0	6-7-2
2012	10/10	770	2	0	4	2	0	6-1-3
12 Year Totals	110/105	9222	14	8	36	26	1	61-29-20

BORCHERS, NAT

Defender / Ht.: 6-2 / Wt.: 175 / Born: April 13, 1981

	GP/GS	MIN	G	A	Pts	Y	R	W-L-T
2005	2/1	95	0	0	0	1	0	2-0-0
2010	1/0	24	0	0	0	0	0	1-0-0
2 Year Totals	3/1	119	0	0	0	1	0	3-0-0

BORNSTEIN, JONATHAN

Defender / Ht.: 5-9 / Wt.: 145 / Born: Nov. 7, 1984

	GP/GS	MIN	G	A	Pts	Y	R	W-L-T
2007	12/11	968	1	0	2	4	0	9-3-0
2008	1/1	90	0	0	0	0	0	1-0-0

2009	13/11	992	1	0	2	2	0	8-4-1
2010	10/8	696	0	0	0	0	0	5-5-0
2011	2/1	156	0	0	0	0	0	0-2-0
5 Year Totals	38/32	2902	2	0	4	6	0	23-14-1

BOSWELL, BOBBY

Defender / Ht.: 6-2 / Wt.: 185 / Born: March 15, 1983

	GP/GS	MIN	G	A	Pts	Y	R	W-L-T
2006	1/0	15	0	0	0	0	0	1-0-0
2007	2/2	178	0	0	0	0	0	1-1-0
2 Year Totals	3/2	193	0	0	0	0	0	2-1-0

BOYD, TERRENCE

Forward / Ht.: 6-0 / Wt.: 180 / Born: Feb. 16, 1991

	GP/GS	MIN	G	A	Pts	Y	R	W-L-T
2012	7/1	170	0	1	1	0	0	4-2-1
2013	5/0	78	0	1	1	0	0	2-2-1
2016	1/0	3	0	0	0	0	0	0-0-1
3 Year Totals	13/1	251	0	2	2	0	0	6-4-3

BOYD, TYLER

Forward / Ht.: 6-0 / Wt.: 160 / Born: Dec. 30, 1994

	GP/GS	MIN	G	A	Pts	Y	R	W-L-T
2019	10/6	510	2	1	5	0	0	7-2-1

BRADLEY, MICHAEL

Midfielder / Ht.: 6-2 / Wt.: 175 / Born: July 31, 1987

	GP/GS	MIN	G	A	Pts	Y	R	W-L-T
2006	2/0	10	0	0	0	0	0	2-0-0
2007	12/10	940	1	0	2	2	1	9-2-1
2008	11/11	893	2	0	4	4	0	7-2-2
2009	15/15	1315	4	0	8	3	1	7-6-2
2010	10/10	930	1	0	2	0	0	3-3-4
2011	13/10	991	1	3	5	1	0	6-5-2
2012	9/9	810	2	2	6	2	0	5-1-3
2013	10/10	900	0	2	2	0	0	6-2-2
2014	9/9	824	1	5	7	0	0	4-2-3
2015	18/18	1668	3	6	12	4	0	9-5-4
2016	17/17	1500	0	3	3	3	0	10-6-1
2017	14/13	1198	2	1	5	0	0	7-2-5
2018	2/1	101	0	0	0	0	0	0-1-1
2019	9/8	717	0	1	1	0	0	6-2-1
14 Year Totals	151/141	11797	17	23	57	19	2	81-39-31

BRAVO, PAUL

Forward / Ht.: 6-0 / Wt.: 175 / Born: July 19, 1968

	GP/GS	MIN	G	A	Pts	Y	R	W-L-T
1994	1/0	8	0	0	0	0	0	0-0-1
1995	1/0	28	0	0	0	0	0	0-1-0
1999	2/2	136	1	1	3	1	0	2-0-0
3 Year Totals	4/2	172	1	1	3	1	0	2-1-1

BROOKS, JOHN

Defender / Ht.: 6-4 / Wt.: 170 / Born: Jan. 28, 1993

	GP/GS	MIN	G	A	Pts	Y	R	W-L-T
2013	2/2	180	0	0	0	0	0	1-1-0
2014	6/4	421	1	0	2	0	0	3-2-1
2015	10/10	871	1	0	2	3	0	5-2-3
2016	11/11	887	1	0	2	2	0	7-4-0
2017	4/4	261	0	0	0	0	0	2-0-2
2018	3/3	270	0	0	0	0	0	0-3-0
2019	2/2	180	0	0	0	0	0	2-0-0
7 Year Totals	38/36	2970	3	0	6	5	0	20-12-6

BROSE, DARIO

Midfielder / Ht.: 5-6 / Wt.: 150 / Born: Jan. 27, 1970

	GP/GS	MIN	G	A	Pts	Y	R	W-L-T
1994	2/0	80	0	0	0	0	0	1-0-1
1996	1/1	90	1	0	0	0	0	0-1-0
1997	1/1	45	0	0	0	0	0	0-1-0
3 Year Totals	4/2	215	1	0	2	0	0	1-2-1

BROWN, C.J.

Defender / Ht.: 6-0 / Wt.: 185 / Born: June 15, 1975

	GP/GS	MIN	G	A	Pts	Y	R	W-L-T
1998	1/0	1	0	0	0	0	0	0-0-1
1999	8/7	656	0	0	0	1	0	6-1-1

2000	5/3	327	0	0	0	0	0	3-0-2
2003	1/1	90	0	0	0	0	0	1-0-0
4 Year Totals	15/11	1074	0	0	0	0	1	0

BRUIN, WILL

Defender / Ht.: 6-2 / Wt.: 195 / Born: Oct. 24, 1989								
	GP/GS	MIN	G	A	Pts	Y	R	W-L-T
2013	2/0	35	0	0	0	0	0	1-0-1

BUDDLE, EDSON

Forward / Ht.: 6-1 / Wt.: 185 / Born: May 21, 1981								
	GP/GS	MIN	G	A	Pts	Y	R	W-L-T
2003	1/0	11	0	0	0	0	0	1-0-0
2010	5/3	208	2	1	5	0	0	2-2-1
2011	4/2	214	1	0	2	0	0	1-2-1
2012	1/0	1	0	0	0	0	0	1-0-0
4 Year Totals	11/5	434	3	1	7	0	0	5-4-2

BUNBURY, TEAL

Forward / Ht.: 6-2 / Wt.: 185 / Born: Feb. 27, 1990								
	GP/GS	MIN	G	A	Pts	Y	R	W-L-T
2010	1/0	45	0	0	0	0	0	1-0-0
2011	1/0	31	1	0	2	0	0	0-0-1
2012	2/2	162	0	1	1	0	0	2-0-0
3 Year Totals	4/2	238	1	1	3	0	0	3-0-1

BURNS, MIKE

Defender / Ht.: 5-9 / Wt.: 165 / Born: Sept. 14, 1970								
	GP/GS	MIN	G	A	Pts	Y	R	W-L-T
1992	1/1	90	0	0	0	0	0	1-0-0
1994	20/16	1467	0	2	2	7	0	6-4-10
1995	14/13	1172	0	1	1	2	0	5-6-3
1996	13/9	911	0	2	2	2	0	8-3-2
1997	13/9	887	0	1	1	1	0	3-5-5
1998	14/13	1170	0	0	0	3	0	6-5-3
6 Year Totals	75/60	5697	0	6	6	15	0	29-23-23

CALICHMAN, DAN

Defender / Ht.: 6-0 / Wt.: 180 / Born: Feb. 21, 1968								
	GP/GS	MIN	G	A	Pts	Y	R	W-L-T
1997	3/2	154	0	0	0	0	0	0-3-0

CALIFF, DAN

Defender / Ht.: 6-1 / Wt.: 175 / Born: March 17, 1980								
	GP/GS	MIN	G	A	Pts	Y	R	W-L-T
2002	2/2	180	0	0	0	1	0	2-0-0
2003	9/9	810	0	0	0	3	0	5-2-2
2004	1/0	16	1	0	2	0	0	0-0-1
2005	1/1	90	0	0	0	0	0	1-0-0
2007	5/1	208	0	0	0	0	0	3-2-0
2008	3/3	270	0	0	0	0	0	1-1-1
2009	2/2	180	0	0	0	1	0	1-0-1
7 Year Totals	23/18	1754	1	0	2	5	0	13-5-5

CALIGIURI, PAUL

Defender / Ht.: 5-10 / Wt.: 175 / Born: March 9, 1964								
	GP/GS	MIN	G	A	Pts	Y	R	W-L-T
1984	6/6	540	0	0	0	0	0	2-2-2
1985	8/7	560	1	0	2	0	0	2-3-3
1986	2/2	180	0	0	0	0	0	0-0-2
1989	5/4	405	1	0	2	0	0	3-2-0
1990	16/13	1150	2	1	5	1	0	4-11-1
1991	8/8	720	0	0	0	0	0	6-0-2
1992	7/6	509	0	1	1	0	0	3-2-2
1993	15/12	1075	0	0	0	1	0	2-4-9
1994	20/16	1420	0	2	2	1	0	4-7-9
1995	14/14	1250	1	0	2	0	0	5-5-4

1996	8/4	454	0	0	0	3	0	6-1-1
1997	1/1	90	0	0	0	0	0	1-0-0
12 Year Totals	110/93	8353	5	4	14	6	0	38-37-35

CAMERON, GEOFF

Midfielder / Ht.: 6-3 / Wt.: 185 / Born: July 11, 1985								
	GP/GS	MIN	G	A	Pts	Y	R	W-L-T
2010	1/0	5	0	0	0	0	0	1-0-0
2012	10/9	812	0	0	0	0	1	7-1-2
2013	12/10	938	1	1	3	2	0	6-4-2
2014	8/8	705	0	0	0	2	0	4-2-2
2015	6/5	435	2	0	4	0	0	2-3-1
2016	12/12	1080	1	0	2	0	0	8-4-0
2017	6/5	401	0	0	0	1	0	2-1-3
7 Year Totals	55/49	4376	4	1	9	5	1	30-15-10

CANNON, REGGIE

Defender / Ht.: 5-11 / Wt.: 165 / Born: June 11, 1998								
	GP/GS	MIN	G	A	Pts	Y	R	W-L-T
2018	2/2	161	0	0	0	1	0	0-1-1
2019	8/6	561	0	1	1	0	0	5-2-1
2 Year Totals	14/8	722	0	1	1	1	0	0
5-3-2								

CARROLL, BRIAN

Midfielder / Ht.: 5-10 / Wt.: 150 / Born: July 20, 1981								
	GP/GS	MIN	G	A	Pts	Y	R	W-L-T
2005	2/2	180	0	0	0	0	0	1-0-1
2006	2/0	40	0	0	0	0	0	2-0-0
2007	2/0	17	0	0	0	1	0	2-0-0
2009	1/0	22	0	0	0	0	0	1-0-0
2010	1/1	90	0	0	0	0	0	1-0-0
5 Year Totals	8/3	349	0	0	0	1	0	7-0-1

CARTER-VICKERS, CAMERON

Defender / Ht.: 6-1 / Wt.: 200 / Born: Dec. 31, 1997								
	GP/GS	MIN	G	A	Pts	Y	R	W-L-T
2017	1/0	45	0	0	0	0	0	0-0-1
2018	6/6	611	0	0	0	2	0	2-2-2
2019	1/1	66	0	0	0	0	0	0-1-0
3 Year Totals	8/7	722	0	0	0	2	0	2-3-3

CASEY, CONOR

Forward / Ht.: 6-1 / Wt.: 170 / Born: July 25, 1981								
	GP/GS	MIN	G	A	Pts	Y	R	W-L-T
2004	6/6	391	0	1	1	2	0	5-0-1
2005	2/1	75	0	0	0	0	0	1-1-0
2008	1/0	15	0	0	0	0	0	1-0-0
2009	8/4	344	2	0	4	1	0	4-3-1
2010	2/1	76	0	0	0	0	0	1-1-0
5 Year Totals	19/12	901	2	1	5	3	0	12-5-2

CASTILLO, EDGAR

Midfielder / Ht.: 5-7 / Wt.: 145 / Born: Oct. 8, 1986								
	GP/GS	MIN	G	A	Pts	Y	R	W-L-T
2009	1/0	30	0	0	0	0	0	0-1-0
2011	2/2	180	0	0	0	0	0	0-1-1
2012	4/2	195	0	0	0	0	0	2-1-1
2013	8/3	361	0	2	2	0	0	8-0-0
2014	1/1	62	0	0	0	0	0	0-1-0
2016	2/2	180	0	0	0	0	0	1-1-0
6 Year Totals	18/10	1008	0	2	2	0	0	11-5-2

CHANDLER, TIMMY

Defender / Ht.: 6-1 / Wt.: 180 / Born: March 29, 1990								
	GP/GS	MIN	G	A	Pts	Y	R	W-L-T
2011	8/7	640	0	0	0	1	0	2-5-1
2012	1/1	90	0	0	0	0	0	0-0-1
2013	1/1	90	0	0	0	0	0	0-1-0
2014	7/5	468	0	0	0	0	0	4-1-2
2015	9/9	766	1	2	4	3	0	5-1-3
2016	3/2	208	0	0	0	2	0	1-2-0
6 Year Totals	29/25	2262	1	2	4	5	0	12-10-7

CHERUNDOLO, STEVE

Defender / Ht.: 5-6 / Wt.: 145 / Born: Feb. 19, 1979

	GP/GS	MIN	G	A	Pts	Y	R	W-L-T
1999	1/1	90	0	0	0	0	0	0-0-1
2001	8/8	677	0	1	1	1	0	3-2-3
2002	1/1	71	0	0	0	0	0	0-1-0
2003	5/5	425	0	0	0	3	0	3-1-1
2004	6/5	389	0	2	2	0	0	4-1-1
2005	10/10	826	0	1	1	0	0	6-2-2
2006	7/7	556	1	1	3	1	0	2-4-1
2007	5/5	394	1	1	3	0	0	3-2-0
2008	8/8	581	0	1	1	4	1	5-2-1
2009	6/5	423	0	1	1	0	0	4-2-0
2010	8/7	705	0	2	2	2	0	3-3-2
2011	13/12	1000	0	0	0	1	0	6-6-1
2012	9/9	781	0	0	0	0	0	6-1-2
13 Year Totals	87/83	6918	2	10	14	12	1	45-27-15

CHING, BRIAN

Forward / Ht.: 6-1 / Wt.: 195 / Born: May 24, 1978

	GP/GS	MIN	G	A	Pts	Y	R	W-L-T
2003	1/0	16	0	0	0	0	0	1-0-0
2004	4/2	222	2	0	4	0	0	1-0-3
2005	6/4	385	0	0	0	0	0	4-1-1
2006	9/5	421	2	0	4	0	0	5-2-2
2007	5/3	260	1	2	4	1	0	5-0-0
2008	7/6	480	4	1	9	0	0	7-0-0
2009	11/10	795	1	1	3	0	0	8-1-2
2010	2/0	90	1	1	3	0	0	1-1-0
8 Year Totals	45/30	2669	11	5	27	1	0	32-5-8

CHRONOPOULOS, TED

Defender / Ht.: 6-0 / Wt.: 168 / Born: Sept. 16, 1972

	GP/GS	MIN	G	A	Pts	Y	R	W-L-T
1999	1/0	19	0	0	0	0	0	1-0-0

CHUNG, MARK

Midfielder / Ht.: 5-7 / Wt.: 140 / Born: June 18, 1970

	GP/GS	MIN	G	A	Pts	Y	R	W-L-T
1992	7/2	285	0	0	0	0	0	2-3-2
1993	14/3	519	2	2	6	0	0	4-4-6
1994	1/0	7	0	0	0	0	0	0-0-1
1997	1/1	59	0	0	0	0	0	0-1-0
1998	1/0	21	0	0	0	0	0	0-0-1
5 Year Totals	24/6	891	2	2	6	0	0	6-8-10

CLARK, COLIN

Midfielder / Ht.: 5-11 / Wt.: 161 / Born: April 11, 1984

	GP/GS	MIN	G	A	Pts	Y	R	W-L-T
2009	1/1	70	0	0	0	0	0	0-0-1

CLARK, RICARDO

Midfielder / Ht.: 5-10 / Wt.: 150 / Born: May 10, 1983

	GP/GS	MIN	G	A	Pts	Y	R	W-L-T
2005	1/0	23	0	0	0	0	0	1-0-0
2007	9/6	577	1	1	3	0	0	6-3-0
2008	6/5	449	0	0	0	2	0	4-1-1
2009	11/10	812	1	0	2	0	1	7-4-0
2010	4/4	255	0	0	0	2	0	2-1-1
2011	1/0	7	0	0	0	0	0	0-0-1
2012	2/1	95	1	0	2	0	0	2-0-0
7 Year Totals	34/26	2218	3	1	7	4	1	22-9-3

CLAVIJO, FERNANDO

Defender / Ht.: 5-10 / Wt.: 160 / Born: Jan. 23, 1957

	GP/GS	MIN	G	A	Pts	Y	R	W-L-T
1990	1/1	90	0	0	0	0	0	0-0-1
1991	14/13	1195	0	0	0	1	1	7-4-3
1992	15/12	1160	0	1	1	1	0	4-8-3
1993	23/23	2029	0	0	0	2	1	6-8-9
1994	8/6	591	0	0	0	3	1	2-4-2
5 Year Totals	61/55	5332	0	1	1	7	3	19-24-18

CONRAD, JIMMY

Defender / Ht.: 6-2 / Wt.: 185 / Born: Feb. 12, 1977

	GP/GS	MIN	G	A	Pts	Y	R	W-L-T
2005	8/6	626	0	0	0	0	0	4-1-3

2006	9/8	759	0	0	0	0	0	5-2-2
2007	6/6	540	1	0	2	0	0	3-2-1
2008	1/1	45	0	0	0	0	0	1-0-0
2009	3/2	155	0	0	0	1	0	1-1-1
2010	1/0	17	0	0	0	1	0	0-1-0
6 Year Totals	28/23	2142	1	0	2	1	1	14-7-7

CONVEY, BOBBY

Defender/Midfielder / Ht.: 5-8 / Wt.: 150 / Born: May 27, 1983

	GP/GS	MIN	G	A	Pts	Y	R	W-L-T
2000	1/0	1	0	0	0	0	0	1-0-0
2001	1/1	64	0	0	0	0	0	0-1-0
2002	1/0	29	0	0	0	0	0	1-0-0
2003	15/11	988	1	2	4	3	0	9-4-2
2004	9/7	717	0	1	1	2	0	5-1-3
2005	7/4	396	0	1	1	2	1	4-2-1
2006	8/4	401	0	1	1	0	0	3-4-1
2007	3/1	156	0	0	0	0	0	1-2-0
2008	1/1	69	0	0	0	0	0	0-0-1
9 Year Totals	46/29	2420	1	5	7	7	1	24-14-8

COOPER, KENNY

Forward / Ht.: 6-3 / Wt.: 207 / Born: Oct. 21, 1984

	GP/GS	MIN	G	A	Pts	Y	R	W-L-T
2007	2/0	60	1	0	2	1	0	1-0-1
2008	1/1	75	1	0	2	0	0	1-0-0
2009	7/1	205	2	0	4	1	0	4-1-2
3 Year Totals	10/2	340	4	0	8	2	0	6-1-3

CORONA, JOE

Forward / Ht.: 5-10 / Wt.: 165 / Born: July 9, 1990

	GP/GS	MIN	G	A	Pts	Y	R	W-L-T
2012	3/0	26	0	0	0	0	0	3-0-0
2013	8/5	411	2	0	4	0	0	8-0-0
2014	3/1	125	0	0	0	0	0	1-0-2
2015	3/2	210	0	0	0	0	0	2-0-1
2017	3/3	199	1	0	2	1	0	2-0-1
2018	3/1	91	0	1	1	2	0	1-1-1
6 Year Totals	23/12	1062	3	1	7	3	0	17-1-5

CORRALES, RAMIRO

Defender/Midfielder / Ht.: 6-0 / Wt.: 160 / Born: March 12, 1977

	GP/GS	MIN	G	A	Pts	Y	R	W-L-T
1996	1/0	10	0	0	0	0	0	0-1-0
1997	2/1	120	0	0	0	0	0	0-1-1
2004	1/1	65	0	0	0	0	0	0-0-1
2008	2/2	180	0	0	0	1	0	1-0-1
4 Year Totals	6/4	375	0	0	0	1	0	1-2-3

COVONE, NEIL

Midfielder / Ht.: 5-6 / Wt.: 140 / Born: Aug. 31, 1969

	GP/GS	MIN	G	A	Pts	Y	R	W-L-T
1988	3/2	135	0	0	0	0	0	1-2-0
1990	3/1	108	0	0	0	0	0	3-0-0
2 Year Totals	6/3	243	0	0	0	0	0	4-2-0

COZIER, MAC

Forward / Ht.: 5-8 / Wt.: 165 / Born: Oct. 23, 1973

	GP/GS	MIN	G	A	Pts	Y	R	W-L-T
1996	1/0	58	0	1	1	0	0	0-1-0

CRONIN, SAM

Midfielder / Ht.: 5-10 / Wt.: 165 / Born: Dec. 12, 1986

	GP/GS	MIN	G	A	Pts	Y	R	W-L-T
2009	2/1	100	0	0	0	0	0	0-1-1

CRUZ, ALBERTO

Defender / Ht.: 5-9 / Wt.: 165 / Born: July 10, 1971

	GP/GS	MIN	G	A	Pts	Y	R	W-L-T
1991	1/0	45	0	0	0	0	0	1-0-0

CULLEN, LEO

Defender / Ht.: 5-8 / Wt.: 160 / Born: Feb. 28, 1976

	GP/GS	MIN	G	A	Pts	Y	R	W-L-T
1999	2/1	94	0	0	0	0	0	1-0-1

2002 1/0 45 0 0 0 0 0 1-0-0
2 Year Totals 3/1 139 0 0 0 0 0 2-0-1

CUNNINGHAM, JEFF

Forward / Ht.: 5-8 / Wt.: 155 / Born: Aug. 21, 1976

	GP/GS	MIN	G	A	Pts	Y	R	W-L-T
2001	1/0	45	0	0	0	0	0	0-1-0
2002	4/0	83	0	1	1	0	0	4-0-0
2003	3/1	79	0	1	1	0	0	2-1-0
2005	2/1	57	0	0	0	1	0	1-0-1
2009	2/1	69	1	0	2	0	0	0-2-0
2010	2/1	68	0	0	0	0	0	1-1-0
6 Year Totals	14/4	401	1	2	4	1	0	8-5-1

DAVIES, CHARLIE

Forward / Ht.: 5-10 / Wt.: 160 / Born: June 25, 1986

	GP/GS	MIN	G	A	Pts	Y	R	W-L-T
2007	3/0	58	0	0	0	0	0	1-2-0
2008	1/0	22	1	0	2	0	0	0-1-0
2009	13/9	745	3	2	8	0	0	8-4-1
3 Year Totals	17/9	825	4	2	10	0	0	9-7-1

DAVIS, BRAD

Midfielder / Ht.: 5-11 / Wt.: 165 / Born: Nov. 8, 1981

	GP/GS	MIN	G	A	Pts	Y	R	W-L-T
2005	2/1	112	0	0	0	1	0	1-0-1
2008	1/1	71	0	0	0	0	0	1-0-0
2010	2/1	75	0	1	1	0	0	1-1-0
2013	7/2	244	0	2	2	1	0	4-1-2
2014	5/4	298	0	2	2	0	0	3-1-1
5 Year Totals	17/9	800	0	5	5	2	0	10-3-4

DAYAK, TROY

Defender / Ht.: 5-11 / Wt.: 175 / Born: Jan. 21, 1971

	GP/GS	MIN	G	A	Pts	Y	R	W-L-T
1990	5/2	220	0	0	0	0	0	1-2-2
1991	4/4	345	0	0	0	0	0	1-2-1
2 Year Totals	9/6	565	0	0	0	0	0	2-4-3

DEBRITO, JOHN

Midfielder / Ht.: 6-2 / Wt.: 168 / Born: Dec. 3, 1968

	GP/GS	MIN	G	A	Pts	Y	R	W-L-T
1991	1/0	15	0	0	0	0	0	0-1-0
1992	5/3	303	0	0	0	0	0	1-2-2
2 Year Totals	6/3	318	0	0	0	0	0	1-3-2

DEERING, CHAD

Midfielder / Ht.: 6-1 / Wt.: 165 / Born: Sept. 2, 1970

	GP/GS	MIN	G	A	Pts	Y	R	W-L-T
1993	2/0	85	0	0	0	0	0	0-1-1
1994	1/0	44	0	0	0	0	0	0-1-0
1995	1/1	46	0	0	0	0	0	0-0-1
1997	1/1	45	0	0	0	0	0	1-0-0
1998	6/6	519	1	0	2	1	0	2-1-3
1999	2/2	156	0	1	1	0	0	1-1-0
2000	5/2	213	0	0	0	0	0	1-2-2
7 Year Totals	18/12	1108	1	1	3	1	0	5-6-7

DELAGARZA, A.J.

Defender / Ht.: 5-9 / Wt.: 145 / Born: Nov. 4, 1987

	GP/GS	MIN	G	A	Pts	Y	R	W-L-T
2018	1/0	13	0	0	0	0	0	0-1-0

DE LA TORRE, LUCA

Midfielder / Ht.: 5-9 / Wt.: 150 / Born: May 23, 1998

	GP/GS	MIN	G	A	Pts	Y	R	W-L-T
2012	2/2	180	0	0	0	1	0	2-0-0

DELGADO, MARKY

Midfielder / Ht.: 5-9 / Wt.: 150 / Born: May 16, 1995

	GP/GS	MIN	G	A	Pts	Y	R	W-L-T
2018	6/3	268	0	0	0	0	0	2-3-1

DEMERIT, JAY

Defender / Ht.: 5-11 / Wt.: 180 / Born: Dec. 4, 1979

	GP/GS	MIN	G	A	Pts	Y	R	W-L-T
2007	6/4	359	0	0	0	1	0	2-3-1
2008	3/1	148	0	0	0	0	0	2-0-1
2009	7/6	560	0	0	0	1	0	3-4-0
2010	7/7	639	0	0	0	1	0	3-2-2
2011	2/2	131	0	0	0	0	0	0-1-1
5 Year Totals	25/20	1837	0	0	0	3	0	10-10-5

DEMPSEY, CLINT

Forward / Ht.: 6-1 / Wt.: 170 / Born: March 9, 1983

	GP/GS	MIN	G	A	Pts	Y	R	W-L-T
2004	1/0	25	0	0	0	0	0	0-0-1
2005	13/8	789	2	1	5	1	0	9-1-3
2006	9/7	609	4	1	9	0	0	4-2-3
2007	13/13	1048	3	2	8	0	0	10-2-1
2008	10/10	765	4	1	9	1	0	6-2-2
2009	14/14	1211	4	2	10	0	0	7-6-1
2010	8/7	696	2	1	5	1	0	3-1-3
2011	14/13	1215	5	2	12	1	0	6-7-1
2012	9/8	755	6	1	13	1	0	5-2-2
2013	10/10	899	6	2	14	0	0	6-3-1
2014	9/9	805	3	0	6	0	0	3-3-3
2015	10/8	823	9	0	18	0	0	5-3-2
2016	10/10	769	4	4	12	0	0	6-4-0
2017	11/6	632	5	4	14	1	0	6-2-3
14 Year Totals	141/123	11041	57	21	135	6	0	76-38-26

DEST, SERGIÑO

Defender / Ht.: 5-9 / Wt.: 140 / Born: Nov. 3, 2000

	GP/GS	MIN	G	A	Pts	Y	R	W-L-T
2019	3/3	156	0	1	1	0	0	1-1-1

DISKERUD, MIX

Midfielder / Ht.: 6-0 / Wt.: 150 / Born: Oct. 2, 1990

	GP/GS	MIN	G	A	Pts	Y	R	W-L-T
2010	1/0	12	0	1	1	0	0	1-0-0
2011	1/1	90	0	0	0	0	0	0-0-1
2012	1/0	4	1	0	2	0	0	0-0-1
2013	13/6	714	1	0	2	0	0	11-1-1
2014	9/6	514	3	0	6	0	0	5-2-2
2015	11/6	600	1	1	3	1	0	7-4-0
2016	2/1	122	0	0	0	0	0	1-1-0
7 Year Totals	38/20	2056	6	2	14	1	0	25-8-5

DONIGAN, DAN

Forward / Ht.: 5-10 / Wt.: 155 / Born: Aug. 3, 1966

	GP/GS	MIN	G	A	Pts	Y	R	W-L-T
1990	1/1	78	0	0	0	0	0	1-0-0

DONOVAN, LONDON

Midfielder / Ht.: 5-8 / Wt.: 160 / Born: March 4, 1982

	GP/GS	MIN	G	A	Pts	Y	R	W-L-T
2000	1/0	58	1	1	3	0	0	1-0-0
2001	8/7	634	0	1	1	0	0	2-5-1
2002	20/17	1563	6	2	14	5	0	12-6-2
2003	15/13	1224	7	5	19	1	0	9-4-2
2004	14/14	1243	5	6	15	0	0	7-1-6
2005	15/12	1169	6	6	18	1	0	10-2-3
2006	11/10	925	0	3	3	1	0	5-3-3
2007	12/11	972	9	4	22	1	0	9-2-1
2008	9/9	763	3	5	11	0	0	7-0-2
2009	15/15	1350	5	10	20	2	0	8-5-2
2010	8/8	706	3	3	9	0	0	3-2-3
2011	10/8	790	1	2	4	3	0	4-4-2

2012	6/6	476	3	1	7	0	0	3-1-2
2013	10/10	818	8	8	24	0	0	9-1-0
2014	3/2	162	0	1	1	0	0	1-0-2
15 Year Totals	157/142	12853	57	57	171	14	0	90-36-31

DOOLEY, THOMAS

Defender/Midfielder / Ht.: 6-1 / Wt.: 168 / Born: May 12, 1961

	GP/GS	MIN	G	A	Pts	Y	R	W-L-T
1992	5/5	450	0	1	1	0	0	2-2-1
1993	17/17	1437	4	2	10	1	0	8-7-11
1994	22/21	1829	0	0	1	0	0	4-7-11
1995	9/9	786	1	0	2	1	0	4-3-2
1996	9/8	589	2	0	4	2	0	6-2-1
1997	10/10	887	0	0	0	0	0	4-2-4
1998	8/7	659	0	0	0	0	0	3-3-2
1999	1/1	90	0	0	0	0	0	1-0-0
8 Year Totals	81/76	5840	7	3	17	5	0	32-26-23

DOYLE, JOHN

Defender / Ht.: 6-3 / Wt.: 185 / Born: April 16, 1966

	GP/GS	MIN	G	A	Pts	Y	R	W-L-T
1987	3/3	270	0	0	0	0	0	1-2-0
1988	4/4	290	0	0	0	0	0	0-2-2
1989	6/3	330	1	0	2	0	0	3-2-1
1990	10/9	790	0	0	0	0	0	3-6-1
1991	5/5	450	1	0	2	2	0	2-0-3
1992	12/12	1080	0	1	1	2	0	4-6-2
1993	9/9	810	1	0	2	2	0	1-5-3
1994	4/4	316	0	1	1	0	0	1-2-1
8 Year Totals	53/49	4336	3	2	8	6	0	15-25-13

DUFRENE, RONIL

Midfielder / Ht.: 5-9 / Wt.: 170 / Born: July 4, 1962

	GP/GS	MIN	G	A	Pts	Y	R	W-L-T
1991	2/1	110	0	0	0	0	0	0-2-0

DUNIVANT, TODD

Defender / Ht.: 6-0 / Wt.: 174 / Born: Dec. 26, 1980

	GP/GS	MIN	G	A	Pts	Y	R	W-L-T
2006	2/2	179	0	2	2	0	0	2-0-0

DUNN, JASON

Forward / Ht.: 6-1 / Born: Oct. 4, 1971

	GP/GS	MIN	G	A	Pts	Y	R	W-L-T
1994	3/1	119	0	0	0	0	0	1-1-1

DWYER, DOM

Forward / Ht.: 5-9 / Wt.: 180 / Born: Oct. 4, 1971

	GP/GS	MIN	G	A	Pts	Y	R	W-L-T
2017	4/3	253	2	0	4	0	0	2-0-2

EBOBISSE, JEREMY

Forward / Ht.: 6-0 / Wt.: 175 / Born: Feb. 14, 1997

	GP/GS	MIN	G	A	Pts	Y	R	W-L-T
2019	1/1	66	0	0	0	0	0	1-0-0

ECK, TED

Forward / Ht.: 6-1 / Wt.: 185 / Born: July 14, 1966

	GP/GS	MIN	G	A	Pts	Y	R	W-L-T
1989	2/0	90	0	0	0	0	0	1-0-1
1990	4/2	214	1	0	2	0	0	0-2-2
1991	5/0	143	0	0	0	0	0	3-1-1
1992	1/0	7	0	0	0	0	0	0-1-0
1996	1/1	60	0	0	0	0	0	0-1-0
5 Year Totals	13/3	514	1	0	2	0	0	4-5-4

EDU, MAURICE

Midfielder / Ht.: 6-0 / Wt.: 170 / Born: April 18, 1986

	GP/GS	MIN	G	A	Pts	Y	R	W-L-T
2007	2/2	180	0	1	1	1	0	2-0-0
2008	8/3	443	0	0	0	1	0	3-3-2

2009	1/0	1	0	0	0	0	0	0-0-1
2010	8/5	558	1	0	2	0	0	1-4-3
2011	12/8	592	0	0	0	2	0	5-6-1
2012	11/7	634	0	0	0	2	0	6-2-3
2013	3/1	131	0	0	0	0	0	1-1-1
2014	1/0	19	0	0	0	0	0	0-0-1
8 Year Totals	46/26	2558	1	1	3	6	0	18-16-12

EICHMANN, ERIC

Midfielder / Ht.: 5-10 / Wt.: 160 / Born: May 7, 1965

	GP/GS	MIN	G	A	Pts	Y	R	W-L-T
1986	2/2	160	0	0	0	0	0	0-0-2
1987	1/0	90	0	0	0	0	0	0-1-0
1988	8/6	523	1	0	2	0	0	1-5-2
1989	7/5	480	2	0	4	0	0	4-2-1
1990	9/3	370	1	0	2	0	0	3-3-3
1993	2/0	77	0	0	0	0	0	0-1-1
6 Year Totals	29/16	1700	4	0	8	0	0	8-12-9

ENOCHS, JOE

Midfielder / Ht.: 5-9 / Wt.: 155 / Born: Sept. 1, 1971

	GP/GS	MIN	G	A	Pts	Y	R	W-L-T
2001	1/0	28	0	0	0	0	0	0-0-1

ERVINE, DALE

Forward / Ht.: 6-1 / Wt.: 176 / Born: May 19, 1964

	GP/GS	MIN	G	A	Pts	Y	R	W-L-T
1985	2/0	40	0	0	0	0	0	0-1-1
1986	1/0	20	0	0	0	0	0	0-0-1
1993	2/1	111	0	0	0	0	0	0-1-1
3 Year Totals	5/1	171	0	0	0	0	0	0-2-3

ESKANDARIAN, ALECKO

Forward / Ht.: 5-9 / Wt.: 165 / Born: July 9, 1982

	GP/GS	MIN	G	A	Pts	Y	R	W-L-T
2003	1/0	2	0	0	0	0	0	1-0-0

EVANS, BRAD

Midfielder / Ht.: 6-1 / Wt.: 160 / Born: April 20, 1985

	GP/GS	MIN	G	A	Pts	Y	R	W-L-T
2009	3/1	129	0	0	0	1	0	2-0-1
2010	1/1	90	0	0	0	0	0	1-0-0
2012	2/0	28	0	0	0	0	0	2-0-0
2013	10/9	774	1	2	4	1	0	7-1-2
2014	1/1	73	0	0	0	0	0	1-0-0
2015	8/3	410	0	1	1	1	0	5-3-0
2016	1/1	45	0	0	0	0	0	1-0-0
2017	1/0	22	0	0	0	0	0	1-0-0
8 Year Totals	27/16	1571	1	3	5	3	0	20-4-3

FEILHABER, BENNY

Midfielder / Ht.: 5-9 / Wt.: 150 / Born: Jan. 19, 1985

	GP/GS	MIN	G	A	Pts	Y	R	W-L-T
2007	14/13	877	2	1	5	3	0	9-4-1
2008	2/0	34	0	0	0	0	0	1-0-1
2009	14/7	681	0	0	0	1	0	7-6-1
2010	8/4	425	0	0	0	0	0	2-3-3
2012	1/1	61	0	0	0	0	0	1-0-0
2013	1/0	45	0	0	0	0	0	0-0-1
2014	1/0	31	0	0	0	0	0	1-0-0
2017	3/1	81	0	1	1	0	0	1-1-1
8 Year Totals	44/26	2235	2	2	6	4	0	22-14-8

FINDLEY, ROBBIE

Forward / Ht.: 5-9 / Wt.: 165 / Born: Aug. 4, 1985

	GP/GS	MIN	G	A	Pts	Y	R	W-L-T
2007	1/0	1	0	0	0	0	0	1-0-0
2010	10/8	594	0	0	0	2	0	3-4-3
2 Year Totals	11/8	595	0	0	0	2	0	4-4-3

FINLAY, ETHAN

Midfielder / Ht.: 5-9 / Wt.: 160 / Born: Aug. 6, 1990

	GP/GS	MIN	G	A	Pts	Y	R	W-L-T
2016	3/1	83	0	1	1	0	0	3-0-0

FLORES, JORGE

Midfielder / Ht.: 5-8 / Wt.: 155 / Born: Feb. 13, 1977

	GP/GS	MIN	G	A	Pts	Y	R	W-L-T
--	-------	-----	---	---	-----	---	---	-------

1996 1/0 45 0 0 0 0 0 0-1-0

FRANCHINO, JOE

Midfielder / Ht.: 5-7 / Wt.: 140 / Born: Aug. 8, 1976

GP/GS	MIN	G	A	Pts	Y	R	W-L-T
2000	1/0	13	0	0	0	0	0-0-0

FRANKLIN, SEAN

Defender / Ht.: 5-10 / Wt.: 155 / Born: March 21, 1985

GP/GS	MIN	G	A	Pts	Y	R	W-L-T
2010	1/1	90	0	0	0	0	0-0-1

FRASER, ROBIN

Defender / Ht.: 6-1 / Wt.: 175 / Born: Dec. 17, 1966

GP/GS	MIN	G	A	Pts	Y	R	W-L-T
1988	5/3	305	0	0	0	0	0-3-2
1990	5/5	410	0	0	0	0	2-1-2
1991	2/1	162	0	0	0	0	1-1-0
1997	1/1	90	0	0	0	0	0-1-0
1999	7/6	630	0	0	0	2	4-2-1
2000	5/5	450	0	0	0	0	1-1-3
2001	1/1	90	0	0	0	0	0-0-1
7 Year Totals	26/22	2137	0	0	0	2	8-9-9

GALL, ROMAIN

Midfielder / Ht.: 5-9 / Wt.: 140 / Born: Jan. 31, 1995

GP/GS	MIN	G	A	Pts	Y	R	W-L-T
2018	1/0	7	0	0	0	0	0-1-0

GARCIA, NICK

Defender / Ht.: 5-10 / Wt.: 160 / Born: April 9, 1979

GP/GS	MIN	G	A	Pts	Y	R	W-L-T
2003	5/1	149	0	0	0	0	4-1-0
2004	1/1	90	0	0	0	0	0-0-1
2 Year Totals	6/2	239	0	0	0	0	4-1-1

GARZA, GREG

Defender / Ht.: 5-8 / Wt.: 155 / Born: Aug. 16, 1991

GP/GS	MIN	G	A	Pts	Y	R	W-L-T
2014	5/3	303	0	0	0	0	1-2-2
2015	4/3	246	0	1	1	1	3-1-0
2017	1/1	69	0	0	0	0	0-0-1
3 Year Total	10/7	618	0	1	1	1	4-3-3

GATT, JOSHUA

Forward / Ht.: 5-10 / Wt.: 165 / Born: Aug. 29, 1991

GP/GS	MIN	G	A	Pts	Y	R	W-L-T
2012	1/1	62	0	0	0	0	0-0-1
2013	1/0	45	0	0	0	0	0-0-1
2 Year Totals	2/1	107	0	0	0	0	0-0-2

GAVEN, EDDIE

Midfielder / Ht.: 6-0 / Wt.: 165 / Born: Oct. 25, 1986

GP/GS	MIN	G	A	Pts	Y	R	W-L-T
2004	1/0	9	0	0	0	0	0-0-1
2005	2/1	60	0	0	0	0	1-0-1
2007	2/0	74	0	0	0	0	0-2-0
2009	1/0	14	0	0	0	0	1-0-0
2010	2/1	135	0	0	0	0	2-0-0
5 Year Totals	8/2	292	0	0	0	0	4-2-2

GIBBS, CORY

Defender / Ht.: 6-3 / Wt.: 178 / Born: Jan. 14, 1980

GP/GS	MIN	G	A	Pts	Y	R	W-L-T
2003	7/6	559	0	0	0	1	4-2-1
2004	7/6	559	0	0	0	2	4-1-2
2005	3/3	270	0	0	0	0	2-0-1
2006	2/2	166	0	0	0	0	0-2-0
4 Year Totals	19/17	1554	0	0	0	2	10-5-4

GIL, LUIS

Midfielder / Ht.: 5-9 / Wt.: 155 / Born: Nov. 14, 1993

GP/GS	MIN	G	A	Pts	Y	R	W-L-T
2014	1/0	16	0	0	0	0	1-0-0
2015	1/0	10	0	0	0	0	1-0-0
2 Year Total	2/0	26	0	0	0	0	2-0-0

GJONBALAJ, SADRI

Forward / Ht.: 5-10 / Wt.: 170 / Born: Jan. 5, 1966

GP/GS	MIN	G	A	Pts	Y	R	W-L-T
1986	1/0	15	0	0	0	0	0-0-1
1987	1/1	90	0	0	0	0	0-1-0
1991	1/1	45	1	0	2	0	1-0-0
1993	2/1	73	0	0	0	0	0-1-1
4 Year Totals	5/3	223	1	0	2	0	1-2-2

GOMEZ, HERCULEZ

Forward / Ht.: 5-10 / Wt.: 165 / Born: April 6, 1982

GP/GS	MIN	G	A	Pts	Y	R	W-L-T
2007	2/1	67	0	0	0	0	0-2-0
2010	6/1	164	2	0	4	0	2-3-1
2012	11/10	785	3	0	6	0	6-2-3
2013	5/4	288	1	0	2	0	4-0-1
4 Year Totals	24/16	1304	6	0	12	0	12-7-5

GONZALEZ, OMAR

Defender / Ht.: 6-5 / Wt.: 210 / Born: Oct. 11, 1988

GP/GS	MIN	G	A	Pts	Y	R	W-L-T
2010	1/1	90	0	0	0	0	0-1-0
2011	1/1	45	0	0	0	0	0-0-1
2013	14/13	1172	0	0	0	0	6-4-3
2014	8/4	476	0	0	0	1	3-2-3
2015	6/6	450	1	0	2	0	5-0-1
2016	5/5	425	0	0	0	0	1-3-1
2017	13/11	1037	2	0	4	2	7-1-5
2019	4/3	271	0	0	0	0	2-1-1
8 Year Totals	52/44	4316	3	0	6	3	24-12-15

GOOCH, LYNDEN

Midfielder / Ht.: 5-8 / Wt.: 160 / Born Dec. 24, 1995

GP/GS	MIN	G	A	Pts	Y	R	W-L-T
2016	2/0	53	0	0	0	0	0-1-1
2017	1/0	31	0	0	0	0	0-0-1
2018	1/0	17	0	0	0	0	1-0-0
3 Year Totals	4/0	101	0	0	0	0	1-1-2

GOODSON, CLARENCE

Defender / Ht.: 6-4 / Wt.: 180 / Born: May 17, 1982

GP/GS	MIN	G	A	Pts	Y	R	W-L-T
2008	2/1	135	0	0	0	0	2-0-0
2009	6/3	366	1	0	2	0	3-3-0
2010	9/6	540	1	1	3	0	4-4-1
2011	10/9	842	1	0	2	1	5-5-0
2012	7/6	568	0	0	0	3	3-1-3
2013	10/10	878	2	0	4	1	9-1-0
2014	2/0	63	0	0	0	0	1-0-1
7 Year Totals	46/35	3392	5	1	11	5	27-14-5

GORDON, ALAN

Forward / Ht.: 6-3 / Wt.: 190 / Born: Oct. 16, 1981

GP/GS	MIN	G	A	Pts	Y	R	W-L-T
2012	1/0	18	0	1	1	0	1-0-0
2015	1/0	18	0	0	0	0	0-1-0
2 Year Totals	2/0	36	0	1	1	0	1-1-0

GOSSELIN, MIKE

Defender / Ht.: 6-1

GP/GS	MIN	G	A	Pts	Y	R	W-L-T
1992	1/0	13	0	0	0	0	1-0-0

GOULET, BRENT

Forward / Ht.: 5-10 / Wt.: 165 / Born: June 19, 1964

GP/GS	MIN	G	A	Pts	Y	R	W-L-T
1986	2/2	160	0	0	0	0	0-0-2
1988	1/1	70	0	0	0	0	0-1-0
1989	3/3	250	0	0	0	0	1-1-1
1990	2/2	140	0	0	0	0	0-1-1
4 Year Totals	8/8	620	0	0	0	0	1-3-4

GREEN, JULIAN

Midfielder / Ht.: 5-7 / Wt.: 145 / Born: June 6, 1995

	GP/GS	MIN	G	A	Pts	Y	R	W-L-T
2014	5/1	170	1	0	2	0	0	2-2-1
2016	3/1	195	2	0	4	0	0	2-1-0
2018	7/4	381	1	0	2	0	0	1-3-2
3 Year Total	15/6	746	4	0	8	0	0	5-6-3

GROS, JOSH

Midfielder / Ht.: 6-0 / Wt.: 165 / Born: June 25, 1982

	GP/GS	MIN	G	A	Pts	Y	R	W-L-T
2007	1/0	23	0	0	0	0	0	1-0-0

GUTIERREZ, DIEGO

Defender/Midfielder / Ht.: 5-7 / Wt.: 155 / Born: Nov. 3, 1972

	GP/GS	MIN	G	A	Pts	Y	R	W-L-T
2001	1/1	45	0	0	0	0	0	0-1-0

GUTIERREZ, HENRY

Midfielder / Ht.: 5-7 / Wt.: 150 / Born: Aug. 28, 1968

	GP/GS	MIN	G	A	Pts	Y	R	W-L-T
1999	1/1	78	0	0	0	0	0	0-0-1

GVAU, JOE

Forward / Ht.: 5-8 / Wt.: 155 / Born: Sept. 16, 1992

	GP/GS	MIN	G	A	Pts	Y	R	W-L-T
2014	2/2	111	0	0	0	0	0	1-0-1
2019	1/0	18	0	0	0	0	0	0-1-0
2 Year Totals	3/2	129	0	0	0	0	0	1-1-1

GVAU, PHILIP

Forward / Ht.: 6-1 / Wt.: 170 / Born: Feb. 7, 1965

	GP/GS	MIN	G	A	Pts	Y	R	W-L-T
1989	3/2	160	0	0	0	0	0	2-1-0
1990	2/0	89	0	0	0	0	0	1-1-0
1991	1/0	13	0	0	0	0	0	0-1-0
3 Year Totals	6/2	262	0	0	0	0	0	3-3-0

HARBOR, JEAN

Forward / Ht.: 6-1 / Wt.: 195 / Born: Sept. 19, 1965

	GP/GS	MIN	G	A	Pts	Y	R	W-L-T
1992	2/1	118	0	0	0	0	0	0-1-1
1993	12/8	776	0	1	1	0	0	1-5-6
1996	1/1	32	0	0	0	0	0	0-1-0
3 Year Totals	15/10	926	0	1	1	0	0	1-7-7

HARKES, JOHN

Midfielder / Ht.: 5-11 / Wt.: 165 / Born: March 8, 1967

	GP/GS	MIN	G	A	Pts	Y	R	W-L-T
1987	3/3	270	0	0	0	0	0	1-2-0
1988	2/2	90	0	0	0	0	0	1-1-0
1989	12/12	1080	1	0	2	1	0	6-3-3
1990	16/16	1440	1	0	2	1	0	4-11-1
1992	5/5	438	2	0	4	1	0	2-2-1
1993	7/7	624	0	1	1	0	0	4-3-0
1994	3/3	270	0	0	0	2	0	2-0-1
1995	8/8	720	2	1	5	3	0	3-2-3
1996	13/13	1085	0	5	5	1	0	9-3-1
1997	10/10	870	0	4	4	4	0	3-1-6
1998	7/7	630	0	0	0	2	0	4-3-0
1999	3/3	243	0	0	0	2	0	1-2-0
2000	1/0	45	0	0	0	0	0	1-0-0
13 Year Totals	90/89	7805	6	11	23	17	0	41-33-16

HEAPS, JAY

Defender / Ht.: 5-9 / Wt.: 155 / Born: Aug. 2, 1976

	GP/GS	MIN	G	A	Pts	Y	R	W-L-T
2009	4/4	360	0	0	0	0	0	2-1-1
2017	4/3	304	0	0	0	0	0	3-0-1
2 Year Totals	5/3	323	0	0	0	0	0	4-0-1

HEDGES, MATT

Defender / Ht.: 6-4 / Wt.: 190 / Born: April 1, 1990

	GP/GS	MIN	G	A	Pts	Y	R	W-L-T
2015	1/0	19	0	0	0	0	0	1-0-0
2017	4/3	304	0	0	0	0	0	3-0-1
2 Year Totals	5/3	323	0	0	0	0	0	4-0-1

HEJDUK, FRANKIE

Defender / Ht.: 5-8 / Wt.: 155 / Born: Aug. 5, 1974

	GP/GS	MIN	G	A	Pts	Y	R	W-L-T

1996	2/1	100	1	0	2	0	0	1-0-1
1997	3/1	97	0	0	0	0	0	0-3-0
1998	9/8	695	1	0	2	2	0	4-4-1
1999	9/6	600	2	0	4	2	0	5-4-0
2000	6/3	310	1	0	2	2	0	1-2-3
2001	1/1	61	0	0	0	0	0	0-1-0
2002	14/11	1068	0	1	1	3	1	8-4-2
2003	9/8	739	0	0	0	2	0	6-2-1
2004	8/7	636	0	0	0	2	0	4-1-3
2005	7/5	573	0	0	0	3	0	5-0-2
2006	4/4	300	0	0	0	0	0	2-0-2
2007	3/3	270	1	0	2	3	0	3-0-0
2008	6/2	297	0	0	0	1	0	2-3-1
2009	4/4	360	1	1	3	0	0	2-1-1
14 Year Totals	85/64	6106	7	2	16	20	1	43-25-17

HENDERSON, CHRIS

Midfielder / Ht.: 5-10 / Wt.: 155 / Born: Dec. 11, 1970

	GP/GS	MIN	G	A	Pts	Y	R	W-L-T
1990	6/2	220	1	0	2	0	0	3-3-0
1991	16/16	1278	0	3	3	1	0	8-3-5
1992	9/7	564	0	0	0	0	0	5-3-1
1993	26/26	1969	1	5	7	2	0	9-7-10
1994	13/10	821	0	1	1	1	0	4-2-7
1995	2/1	116	0	0	0	0	0	0-1-1
1997	3/1	125	1	1	3	1	0	1-1-1
1998	2/0	44	0	0	0	0	0	1-1-0
2000	1/1	32	0	0	0	0	0	1-0-0
2001	1/0	13	0	0	0	0	0	0-1-0
10 Year Totals	79/64	5182	3	10	16	5	0	32-22-25

HILL, KAMANI

Forward / Ht.: 6-0 / Wt.: 175 / Born: Dec. 28, 1985

	GP/GS	MIN	G	A	Pts	Y	R	W-L-T
2007	2/0	44	0	0	0	0	0	1-1-0

HOLDEN, STUART

Midfielder / Ht.: 5-10 / Wt.: 160 / Born: Aug. 1, 1985

	GP/GS	MIN	G	A	Pts	Y	R	W-L-T
2009	11/9	757	2	3	7	0	0	6-3-2
2010	6/4	286	0	1	1	0	0	1-2-3
2013	8/4	361	1	1	3	1	0	7-1-0
3 Year Totals	25/17	1404	3	5	11	1	0	14-6-5

HOLMES, DUANE

Midfielder / Ht.: 5-6 / Wt.: 145 / Born: Nov. 6, 1994

	GP/GS	MIN	G	A	Pts	Y	R	W-L-T
2019	2/0	52	0	0	0	1	0	0-2-0

HOLOCHER, PAUL

Midfielder / Ht.: 5-10 / Wt.: 160 / Born: May 24, 1969

	GP/GS	MIN	G	A	Pts	Y	R	W-L-T
1996	1/0	30	0	0	0	0	0	0-1-0

HUSEINOVIC, MIRSAJ

Midfielder / Ht.: 5-11 / Wt.: 180

	GP/GS	MIN	G	A	Pts	Y	R	W-L-T
1992	1/0	2	0	0	0	0	0	0-0-1

HYNDMAN, EMERSON

Midfielder / Ht.: 5-9 / Wt.: 135 / Born: April 9, 1996

	GP/GS	MIN	G	A	Pts	Y	R	W-L-T
2014	1/0	24	0	0	0	0	0	1-0-0
2016	1/0	45	0	0	0	0	0	1-0-0
2 Year Total	2/0	69	0	0	0	0	0	2-0-0

IANNI, TAYT

Defender / Ht.: 5-8 / Wt.: 160 / Born: Dec. 6, 1971

	GP/GS	MIN	G	A	Pts	Y	R	W-L-T
1996	1/1	90	0	0	0	0	0	0-1-0

IBARRA, MIGUEL

Midfielder / Ht.: 5-7 / Wt.: 135 / Born: March 15, 1990

	GP/GS	MIN	G	A	Pts	Y	R	W-L-T
2014	1/0	1	0	0	0	0	0	0-0-1
2015	2/1	123	0	0	0	0	0	2-0-0



2 Year Totals 3/1 124 0 0 0 0 0 0 2-0-1

IBSEN, ZAK
 Defender / Ht.: 5-11 / Wt.: 175 / Born: June 2, 1972

Year	GP/GS	MIN	G	A	Pts	Y	R	W-L-T
1992	9/2	341	0	0	0	0	0	1-7-1
1994	3/0	113	0	0	0	0	0	1-1-1
1995	2/1	127	0	0	0	1	0	0-1-1
1996	1/1	90	0	0	0	0	0	0-1-0
4 Year Totals	15/4	671	0	0	0	1	0	2-10-3

IHEMELU, UGO
 Defender / Ht.: 6-0 / Wt.: 178 / Born: April 3, 1983

Year	GP/GS	MIN	G	A	Pts	Y	R	W-L-T
2006	1/0	8	0	0	0	0	0	1-0-0
2009	1/0	9	0	0	0	0	0	1-0-0
2 Year Totals	2/0	17	0	0	0	0	0	2-0-0

IMLER, ERIK
 Defender / Ht.: 5-9 / Wt.: 160 / Born: June 1, 1971

Year	GP/GS	MIN	G	A	Pts	Y	R	W-L-T
1993	1/1	43	0	0	0	0	0	0-0-1

JAGUANDE, CARLOS
 Midfielder / Ht. 5-9 / Born: Dec. 23, 1969

Year	GP/GS	MIN	G	A	Pts	Y	R	W-L-T
1992	2/0	55	0	0	0	0	0	0-1-1

JAQUA, NATE
 Forward / Ht. 6-3 / Wt. 180 / Born: Oct. 28, 1981

Year	GP/GS	MIN	G	A	Pts	Y	R	W-L-T
2006	1/0	24	0	0	0	0	0	1-0-0
2007	1/1	45	0	0	0	0	0	1-0-0
2008	1/0	2	0	0	0	0	0	0-0-1
3 Year Totals	3/1	71	0	0	0	0	0	2-0-1

JOHANNSSON, ARON
 Forward / Ht.: 6-0 / Wt.: 165 / Born: Nov. 10, 1990

Year	GP/GS	MIN	G	A	Pts	Y	R	W-L-T
2013	6/2	213	1	0	2	0	0	3-2-1
2014	3/0	125	1	0	2	0	0	2-1-0
2015	10/7	619	2	1	5	0	0	5-3-2
3 Year Totals	19/9	957	4	1	9	0	0	10-6-3

JOHNSON, EDDIE
 Forward / Ht. 6-0 / Wt.: 180 / Born: March 31, 1984

Year	GP/GS	MIN	G	A	Pts	Y	R	W-L-T
2004	3/1	133	5	0	10	0	0	2-0-1
2005	6/5	460	3	1	7	0	0	4-1-1
2006	11/4	585	1	1	3	0	0	5-4-2
2007	11/8	652	2	0	4	0	0	6-4-1
2008	6/4	375	1	0	2	0	0	3-2-1
2009	2/0	75	0	0	0	0	0	0-2-0
2010	3/1	105	0	0	0	0	0	0-2-1
2012	2/2	179	2	1	5	0	0	2-0-0
2013	17/9	921	5	1	11	2	0	10-4-3
2014	2/0	58	0	0	0	0	0	1-0-1
10 Year Totals	63/34	3543	19	4	42	2	0	33-19-11

JOHNSON, FABIAN
 Midfielder / Ht.: 6-0 / Wt.: 155 / Born: Dec. 11, 1987

Year	GP/GS	MIN	G	A	Pts	Y	R	W-L-T
2011	2/1	80	0	0	0	0	0	1-1-0
2012	8/8	677	0	2	2	1	0	4-2-2
2013	8/8	581	0	3	3	0	0	6-2-0
2014	11/11	875	1	1	3	1	0	5-5-1
2015	13/12	968	1	2	4	1	0	7-3-3
2016	12/11	997	0	2	2	1	0	8-4-0
2017	3/3	227	0	1	1	0	0	1-1-1
7 Year Totals	57/54	3522	2	11	15	4	0	32-18-7

JONAS, MARK
 Midfielder / Ht.: 5-8 / Born: Oct. 17, 1974

Year	GP/GS	MIN	G	A	Pts	Y	R	W-L-T
1991	1/0	45	0	0	0	0	0	1-0-0

JONES, COBI

Midfielder / Ht.: 5-7 / Wt.: 145 / Born: June 16, 1970

Year	GP/GS	MIN	G	A	Pts	Y	R	W-L-T
1992	3/1	134	1	2	4	0	0	2-0-1
1993	30/16	1824	2	5	9	0	0	8-12-10
1994	23/19	1692	2	0	4	0	0	5-9-9
1995	12/6	758	1	4	6	1	0	4-5-3
1996	14/12	1073	2	0	4	0	0	10-3-1
1997	14/10	850	0	1	1	3	0	4-5-5
1998	15/14	1116	0	0	0	0	0	5-6-4
1999	8/7	642	0	0	0	0	0	4-3-1
2000	16/12	1063	6	9	21	0	0	8-2-6
2001	10/5	577	0	0	0	0	1	3-6-1
2002	14/7	769	0	1	1	0	0	9-4-1
2003	1/0	12	0	0	0	0	0	0-0-1
2004	4/0	82	1	0	2	0	0	2-0-2
13 Year Totals	164/109	10592	15	22	52	4	1	64-55-45

JONES, JERMAINE
 Midfielder / Ht.: 6-0 / Wt.: 170 / Born: Nov. 3, 1981

Year	GP/GS	MIN	G	A	Pts	Y	R	W-L-T
2010	2/2	180	0	1	1	1	0	0-0-2
2011	12/8	701	1	0	2	3	0	5-5-2
2012	12/11	1002	1	3	5	7	0	7-2-3
2013	12/12	925	0	1	1	1	0	7-4-1
2014	10/10	874	1	1	3	1	0	4-4-2
2015	8/8	667	0	1	1	3	0	3-4-1
2016	11/11	862	1	1	3	3	1	7-4-0
2017	2/2	120	0	0	0	0	0	0-0-2
8 Year Totals	69/64	5331	4	8	16	19	1	33-23-13

JOSEPH, MILES
 Midfielder / Ht.: 5-9 / Wt.: 165 / Born: May 2, 1974

Year	GP/GS	MIN	G	A	Pts	Y	R	W-L-T
1996	2/0	27	0	0	0	1	0	1-0-1
1997	1/1	45	0	0	0	0	0	0-1-0
2 Year Totals	3/1	72	0	0	0	1	0	1-1-1

KERR, JOHN Jr.
 Forward / Ht.: 5-9 / Wt.: 160 / Born: March 6, 1965

Year	GP/GS	MIN	G	A	Pts	Y	R	W-L-T
1984	2/0	40	0	0	0	0	0	0-0-2
1985	7/4	400	1	0	2	0	0	1-3-3
1988	1/1	90	0	0	0	0	0	0-1-0
1994	1/1	90	0	0	0	0	0	0-1-0
1995	5/3	320	1	1	3	0	0	1-3-1
5 Year Totals	16/9	940	2	1	5	0	0	2-8-6

KIESEWETTER, JEROME
 Forward / Ht.: 6-0 / Wt.: 175 / Born: Feb. 9, 1993

Year	GP/GS	MIN	G	A	Pts	Y	R	W-L-T
2016	2/0	46	0	0	0	0	0	2-0-0

KINNEAR, DOMINIC
 Midfielder / Ht.: 5-11 / Wt.: 150 / Born: July 26, 1967

Year	GP/GS	MIN	G	A	Pts	Y	R	W-L-T
1990	3/3	254	0	0	0	0	0	0-1-2
1991	11/4	444	1	0	2	0	0	3-4-4
1992	10/8	676	1	1	3	1	0	2-6-2
1993	21/13	1148	7	1	15	2	0	7-6-8
1994	9/5	482	0	0	0	0	0	4-2-3
5 Year Totals	54/33	3004	9	2	20	3	0	16-19-19

KIROVSKI, JOVAN
 Forward / Ht.: 6-1 / Wt.: 170 / Born: March 18, 1976

Year	GP/GS	MIN	G	A	Pts	Y	R	W-L-T
1994	4/3	208	2	0	4	0	0	1-2-1
1995	7/1	287	0	0	0	0	0	1-4-2
1996	7/2	237	1	0	2	0	0	5-1-1
1997	6/4	374	1	0	2	1	0	1-3-2
1998	1/1	45	0	0	0	0	0	0-1-0
1999	11/10	990	2	1	5	0	0	6-4-1
2000	9/7	545	1	0	2	0	0	5-0-4
2001	7/6	496	0	0	0	1	0	1-3-3
2002	2/1	70	0	0	0	0	0	0-2-0
2003	5/5	364	2	0	4	1	0	3-1-1
2004	3/0	86	0	0	0	0	0	2-0-1
11 Year Totals	62/40	3702	9	1	19	3	0	25-21-16

KITCHEN, PERRY
 Midfielder / Ht.: 6-0 / Wt.: 160 / Born: Feb. 29, 1992

	GP/GS	MIN	G	A	Pts	Y	R	W-L-T
2015	2/0	47	0	0	0	0	0	2-0-0
2016	3/2	109	0	0	0	0	0	2-0-1
2 Year Totals	5/2	156	0	0	0	0	0	4-0-1

KLEIN, CHRIS

Midfielder / Ht.: 6-1 / Wt.: 180 / Born: Jan. 4, 1976

	GP/GS	MIN	G	A	Pts	Y	R	W-L-T
2000	2/2	180	0	0	0	0	0	2-0-0
2001	4/0	57	0	0	0	0	0	1-3-0
2002	1/1	90	0	1	1	0	0	1-0-0
2003	7/6	360	3	0	6	0	0	4-2-1
2004	2/1	102	0	0	0	0	0	1-0-1
2006	6/2	303	2	2	6	1	0	4-1-1
6 Year Totals	22/12	1092	5	3	13	1	0	13-6-3

KLJESTAN, SACHA

Midfielder / Ht.: 6-1 / Wt.: 170 / Born: Sept. 9, 1985

	GP/GS	MIN	G	A	Pts	Y	R	W-L-T
2007	4/3	260	0	1	1	1	0	2-2-0
2008	8/5	485	0	2	2	1	0	7-1-0
2009	9/4	385	3	0	6	1	1	3-5-1
2010	4/2	240	1	0	2	0	0	1-3-0
2011	9/4	330	0	0	0	1	0	4-5-0
2012	4/0	82	0	0	0	1	0	3-0-1
2013	7/3	319	0	0	0	1	0	3-3-1
2014	1/1	62	0	0	0	0	0	0-1-0
2016	5/3	271	2	2	6	0	0	3-1-1
2017	1/1	77	0	0	0	1	0	0-0-1
10 Year Totals	52/26	2434	6	5	17	7	1	26-21-5

KLOPAS, FRANK

Forward / Ht.: 5-9 / Wt.: 155 / Born: Sept. 1, 1966

	GP/GS	MIN	G	A	Pts	Y	R	W-L-T
1988	6/5	445	2	0	4	0	0	1-4-1
1989	5/2	220	0	0	0	0	0	1-1-3
1990	1/0	20	0	0	0	0	0	0-1-0
1991	1/1	90	1	0	2	0	0	0-0-1
1993	1/1	90	0	0	0	0	0	0-1-0
1994	15/12	857	8	0	16	5	0	5-6-4
1995	10/7	463	1	0	2	3	0	3-5-2
7 Year Totals	39/28	2185	12	0	24	8	0	10-18-11

KMOSKO, MATT

Defender / Ht.: 6-1 / Wt.: 173 / Born: Jan. 8, 1972

	GP/GS	MIN	G	A	Pts	Y	R	W-L-T
1992	3/2	198	0	0	0	0	0	1-1-1

KOOIMAN, CLE

Defender / Ht.: 6-0 / Wt.: 190 / Born: July 4, 1963

	GP/GS	MIN	G	A	Pts	Y	R	W-L-T
1993	10/10	913	1	0	2	1	0	4-3-3
1994	2/2	180	0	0	0	1	0	1-0-1
2 Year Totals	12/12	1093	1	0	2	2	0	5-3-4

KOTSCHAU, RITCHIE

Defender / Ht.: 5-10 / Wt.: 175 / Born: Nov. 22, 1975

	GP/GS	MIN	G	A	Pts	Y	R	W-L-T
2005	1/1	90	0	0	0	1	0	1-0-0

KREIS, JASON

Forward / Ht.: 5-10 / Wt.: 155 / Born: Dec. 29, 1972

	GP/GS	MIN	G	A	Pts	Y	R	W-L-T
1996	2/2	135	0	0	0	0	0	1-0-1
1997	5/2	235	0	0	0	0	0	0-4-1
1999	2/1	76	1	0	2	0	0	0-1-1
2000	5/2	180	0	0	0	1	0	1-2-2
4 Year Totals	14/7	626	1	0	2	1	0	2-7-5

KRUMPE, PAUL

Defender / Ht.: 5-11 / Wt.: 155 / Born: March 4, 1963

	GP/GS	MIN	G	A	Pts	Y	R	W-L-T
1986	2/2	180	0	0	0	0	0	0-0-2
1988	4/4	360	1	0	2	0	0	1-2-1
1989	2/2	160	0	0	0	0	0	2-0-0
1990	13/8	800	0	0	0	0	0	6-5-2
1991	3/3	270	0	0	0	1	0	1-1-1
5 Year Totals	24/19	1770	1	0	2	1	0	10-8-6

LAGOS, MANNY

Midfielder / Ht.: 6-0 / Wt.: 165 / Born: June 1, 1971

	GP/GS	MIN	G	A	Pts	Y	R	W-L-T
2001	1/1	90	0	0	0	0	0	0-1-0
2002	1/1	63	0	0	0	0	0	1-0-0
2003	1/0	8	0	0	0	0	0	1-0-0
3 Year Totals	3/2	161	0	0	0	0	0	2-1-0

LALAS, ALEXI

Defender / Ht.: 6-3 / Wt.: 195 / Born: June 1, 1970

	GP/GS	MIN	G	A	Pts	Y	R	W-L-T
1991	2/2	180	0	2	2	0	0	1-0-1
1993	25/19	1857	4	3	11	2	0	10-9-6
1994	22/22	1929	1	1	3	4	1	4-8-10
1995	12/11	1028	2	0	4	2	0	5-4-3
1996	14/14	1265	0	4	4	7	0	10-3-1
1997	14/13	1196	2	0	4	3	1	3-5-6
1998	7/6	540	0	1	1	3	0	2-3-2
7 Year Totals	96/87	7995	9	11	29	21	2	35-32-29

LAPPER, MIKE

Defender / Ht.: 6-0 / Wt.: 172 / Born: Sept. 28, 1970

	GP/GS	MIN	G	A	Pts	Y	R	W-L-T
1992	4/4	360	0	0	0	0	0	2-1-1
1993	25/25	2205	0	1	1	1	0	6-12-7
1994	10/8	694	1	1	3	1	0	3-3-4
1995	4/4	315	0	0	0	1	0	0-4-0
4 Year Totals	43/41	3574	1	2	4	3	0	11-20-12

LARENTOWICZ, JEFF

Midfielder / Ht.: 6-1 / Wt.: 175 / Born: Aug. 5, 1983

	GP/GS	MIN	G	A	Pts	Y	R	W-L-T
2011	2/1	105	0	0	0	0	0	0-1-1
2012	2/1	85	0	0	0	0	0	2-0-0
2 Year Totals	4/2	190	0	0	0	0	0	2-1-1

LASSITER, ROY

Forward / Ht.: 5-10 / Wt.: 160 / Born: March 9, 1969

	GP/GS	MIN	G	A	Pts	Y	R	W-L-T
1992	1/0	29	0	0	0	0	0	0-1-0
1995	2/0	90	1	1	3	0	0	1-1-0
1996	7/1	236	1	0	2	2	0	5-2-0
1997	11/5	570	2	0	4	0	0	2-6-3
1998	4/2	200	0	0	0	1	0	1-2-1
1999	4/1	84	0	0	0	0	0	3-0-1
2000	1/0	34	0	0	0	0	0	1-0-0
7 Year Totals	30/9	1243	4	1	9	3	0	13-12-5

LEONETTI, JOEY

Forward / Ht.: 5-9 / Wt.: 160 / Born: May 25, 1970

	GP/GS	MIN	G	A	Pts	Y	R	W-L-T
1992	1/0	29	0	0	0	0	0	1-0-0
1996	1/0	45	0	0	0	0	0	0-1-0
2 Year Totals	2/0	74	0	0	0	0	0	1-1-0

LEWIS, EDDIE

Midfielder / Ht.: 5-10 / Wt.: 160 / Born: May 17, 1974

	GP/GS	MIN	G	A	Pts	Y	R	W-L-T
1996	1/1	90	0	1	1	0	0	0-1-0
1998	1/1	73	0	0	0	0	0	0-0-1
1999	12/10	860	1	4	6	1	0	7-3-2
2000	13/11	975	1	3	5	2	1	7-2-4
2001	2/1	99	0	0	0	0	0	1-0-1
2002	14/9	826	1	1	3	3	0	8-5-1
2003	11/8	735	2	5	9	1	0	7-3-1
2004	7/2	249	1	2	4	1	0	4-1-2
2005	6/6	524	2	0	4	1	0	4-2-0
2006	5/4	352	0	0	0	1	0	3-2-0
2007	1/1	83	0	0	0	0	0	1-0-0
2008	9/3	339	2	0	4	0	0	5-2-2
12 Year Totals	82/57	5205	10	16	36	10	1	47-21-14

LEWIS, JONATHAN

Forward / Ht.: 5-7 / Wt.: 150 / Born: June 4, 1997

2019 GP/GS MIN G A Pts Y R W-L-T
5/1 126 0 2 2 0 0 4-0-1

LICHAJ, ERIC

Defender / Ht.: 5-11 / Wt.: 160 / Born: Nov. 17, 1988

	GP/GS	MIN	G	A	Pts	Y	R	W-L-T
2010	2/1	135	0	0	0	1	0	1-0-1
2011	6/5	481	0	0	0	0	0	3-3-0
2013	2/0	29	0	0	0	0	0	0-1-1
2016	1/0	28	0	0	0	0	0	1-0-0
2017	3/3	239	1	1	3	0	0	2-0-1
2018	2/2	130	0	0	0	0	0	2-0-0
7 Year Totals	16/11	1042	1	1	3	1	0	9-4-3

LIGEON, MAURICE

Midfielder / Born: Sept. 1, 1977

	GP/GS	MIN	G	A	Pts	Y	R	W-L-T
1994	1/0	18	0	0	0	0	0	0-1-0

LIMA, NICK

Defender / Ht.: 5-9 / Wt.: 175 / Born: Nov. 17, 1994

	GP/GS	MIN	G	A	Pts	Y	R	W-L-T
2019	9/6	596	0	3	3	0	0	5-3-1

LLAMOSAS, CARLOS

Defender / Ht.: 5-11 / Wt.: 166 / Born: June 30, 1969

	GP/GS	MIN	G	A	Pts	Y	R	W-L-T
1998	1/1	90	0	0	0	0	1	0-0-1
1999	4/4	338	0	0	0	0	0	3-1-0
2000	9/8	714	0	1	1	1	0	6-0-3
2001	10/9	821	0	0	0	2	0	4-5-1
2002	5/1	192	0	1	1	0	0	5-0-0
5 Year Totals	29/23	2155	0	2	2	3	1	18-6-5

LLETGET, SEBASTIAN

Midfielder / Ht.: 5-10 / Wt.: 165 / Born: Sept. 3, 1992

	GP/GS	MIN	G	A	Pts	Y	R	W-L-T
2017	3/2	153	1	0	2	0	0	2-0-1
2018	2/0	21	0	0	0	0	0	0-2-0
2019	8/2	333	1	1	3	0	0	5-1-2
3 Year Totals	13/4	507	2	1	5	0	0	7-3-3

LONG, AARON

Defender / Ht.: 6-2 / Wt.: 170 / Born: Oct. 12, 1992

	GP/GS	MIN	G	A	Pts	Y	R	W-L-T
2018	2/2	180	0	0	0	0	0	0-1-1
2019	14/14	1190	3	1	7	1	0	9-4-1
2 Year Totals	16/16	1370	3	1	7	1	0	9-5-2

LOVITZ, DANIEL

Defender / Ht.: 5-10 / Wt.: 165 / Born: Aug. 27, 1991

	GP/GS	MIN	G	A	Pts	Y	R	W-L-T
2019	13/6	635	0	0	0	1	0	0
6-5-2								

LOYD, ZACH

Defender / Ht.: 5-10 / Wt.: 170 / Born: July 18, 1987

	GP/GS	MIN	G	A	Pts	Y	R	W-L-T
2011	1/1	72	0	0	0	1	0	0-0-1
2012	2/1	59	0	0	0	1	0	2-0-0
2 Year Totals	3/2	131	0	0	0	2	0	2-0-1

LOZZANO, LAWRENCE

Defender / Ht.: 6-1 / Wt.: 185 / Born: July 25, 1970

	GP/GS	MIN	G	A	Pts	Y	R	W-L-T
1994	4/2	275	0	0	0	0	0	1-2-1
1995	2/1	51	0	0	0	0	0	0-1-1
1996	1/1	90	0	0	0	1	0	0-1-0
3 Year Totals	7/4	416	0	0	0	1	0	1-4-2

MAISONNEUVE, BRIAN

Midfielder / Ht.: 5-11 / Wt.: 170 / Born: June 28, 1973

	GP/GS	MIN	G	A	Pts	Y	R	W-L-T
1997	3/1	141	0	0	0	0	0	1-1-1
1998	7/5	449	0	1	1	0	0	2-3-2
2002	3/1	97	0	0	0	0	0	3-0-0
3 Year Totals	13/7	687	0	1	1	0	0	6-4-3

MAPP, JUSTIN

Midfielder / Ht.: 5-10 / Wt.: 140 / Born: Oct. 18, 1984

	GP/GS	MIN	G	A	Pts	Y	R	W-L-T
--	-------	-----	---	---	-----	---	---	-------

2005	1/1	57	0	0	0	0	0	1-0-0
2007	7/4	406	0	2	2	1	0	3-3-1
2 Year Totals	8/5	463	0	2	2	1	0	4-3-1

MARSCH, JESSE

Defender / Ht.: 5-11 / Wt.: 170 / Born: Nov. 8, 1973

	GP/GS	MIN	G	A	Pts	Y	R	W-L-T
2001	1/0	9	0	0	0	0	0	0-0-1
2007	1/0	11	0	0	0	0	0	1-0-0
2 Year Totals	2/0	20	0	0	0	0	0	1-0-1

MARSHALL, CHAD

Defender / Ht.: 6-4 / Wt.: 190 / Born: Aug. 22, 1984

	GP/GS	MIN	G	A	Pts	Y	R	W-L-T
2005	4/4	360	1	0	2	1	0	3-0-1
2009	6/6	570	0	0	0	0	0	5-1-0
2010	1/1	60	0	0	0	0	0	0-1-0
2017	1/1	90	0	0	0	0	0	0-0-1
4 Year Totals	12/12	1080	1	0	2	1	0	8-2-2

MARTIN, TIM

Defender / Ht.: 5-11 / Wt.: 165 / Born: April 12, 1967

	GP/GS	MIN	G	A	Pts	Y	R	W-L-T
1993	1/0	45	0	0	0	0	0	1-0-0
1996	1/1	90	0	0	0	0	0	0-1-0
2 Year Totals	2/1	135	0	0	0	0	0	1-1-0

MARTINO, KYLE

Midfielder / Ht.: 5-10 / Wt.: 144 / Born: Feb. 19, 1981

	GP/GS	MIN	G	A	Pts	Y	R	W-L-T
2002	1/0	15	0	0	0	0	0	1-0-0
2003	2/1	78	0	0	0	0	0	1-0-1
2005	4/1	119	1	0	2	0	0	3-1-0
2006	1/0	11	0	0	0	0	0	1-0-0
4 Year Totals	8/2	223	1	0	2	0	0	6-1-1

MASON, MICHAEL

Midfielder / Ht.: 5-8 / Wt.: 165 / Born: June 28, 1971

	GP/GS	MIN	G	A	Pts	Y	R	W-L-T
1997	5/1	138	0	1	1	0	0	2-0-3

MASTERS, MIKE

Forward / Ht.: 6-3 / Wt.: 205 / Born: April 26, 1967

	GP/GS	MIN	G	A	Pts	Y	R	W-L-T
1992	1/0	31	0	0	0	0	0	0-0-1

MASTROENI, PABLO

Defender / Ht.: 5-10 / Wt.: 170 / Born: Aug. 29, 1976

	GP/GS	MIN	G	A	Pts	Y	R	W-L-T
2001	2/1	112	0	0	0	0	0	0-1-1
2002	12/11	1030	0	0	0	2	0	10-1-1
2003	11/10	718	0	0	0	2	0	7-3-1
2004	7/5	459	0	1	1	1	0	5-0-2
2005	11/10	827	0	0	0	4	0	8-2-1
2006	7/5	445	0	0	0	1	1	2-3-2
2007	7/7	533	0	0	0	3	0	6-1-0
2008	5/4	267	0	1	4	1	0	3-1-1
2009	3/3	197	0	0	0	0	0	2-1-0
9 Year Totals	65/56	4588	0	2	2	16	2	43-13-9

MATHIS, CLINT

Midfielder/Forward / Ht.: 5-10 / Wt.: 170 / Born: Nov. 25, 1976

	GP/GS	MIN	G	A	Pts	Y	R	W-L-T
1998	1/1	69	0	0	0	1	0	0-0-1
1999	2/0	35	0	0	0	0	0	1-1-0
2000	2/2	180	1	2	4	0	0	2-0-0
2001	6/5	440	2	3	7	3	0	4-2-0
2002	15/10	899	7	3	17	3	1	8-5-2
2003	12/7	742	1	0	2	0	0	6-4-2
2004	6/3	251	0	0	0	0	0	3-1-2
2005	2/2	129	1	1	3	1	0	2-0-0
8 Year Totals	46/30	2745	12	9	33	8	1	26-13-7

MCBRIDE, BRIAN

Forward / Ht.: 6-1 / Wt.: 170 / Born: June 19, 1972

	GP/GS	MIN	G	A	Pts	Y	R	W-L-T
1993	1/0	27	0	0	0	0	0	0-1-0
1996	7/2	281	2	1	5	0	0	4-1-2
1997	7/6	543	2	0	4	0	0	1-4-2

1998	9/4	448	2	0	4	0	0	3-4-2
1999	11/10	856	3	2	8	1	0	6-3-2
2000	10/9	765	4	1	9	1	0	5-1-4
2001	5/4	237	1	0	2	1	0	2-2-1
2002	15/15	1177	6	3	15	0	0	9-4-2
2003	7/6	742	3	2	8	0	0	5-1-1
2004	11/9	747	3	0	6	0	0	6-1-4
2005	7/6	529	3	1	7	0	0	5-2-0
2006	5/5	428	1	0	2	0	0	1-1-3
12 Year Totals	95/76	6780	30	10	70	3	0	47-25-23

McCARTY, CHAD

Defender / Ht.: 5-11 / Wt.: 175 / Born: Oct. 5, 1977

Year	GP/GS	MIN	G	A	Pts	Y	R	W-L-T
1999	1/0	22	0	0	0	0	0	0-0-1

McCARTY, DAX

Midfielder / Ht.: 5-9 / Wt.: 150 / Born: April 30, 1987

Year	GP/GS	MIN	G	A	Pts	Y	R	W-L-T
2009	2/0	30	0	0	0	0	0	0-2-0
2010	2/0	26	0	0	0	0	0	1-1-0
2011	1/1	90	0	0	0	0	0	0-0-1
2017	8/4	376	0	0	0	0	0	7-0-1
4 Year Totals	13/5	522	0	0	0	0	0	8-3-2

McKENNIE, WESTON

Midfielder / Ht.: 6-1 / Wt.: 185 / Aug. 28, 1998

Year	GP/GS	MIN	G	A	Pts	Y	R	W-L-T
2017	1/1	84	1	0	2	0	0	0-0-1
2018	6/6	460	0	0	0	2	0	2-3-1
2019	12/12	948	5	2	12	3	0	8-4-0
3 Year Totals	19/19	1492	6	2	14	5	0	10-7-2

McKEON, MATT

Defender / Ht.: 6-2 / Wt.: 190 / Born: Sept. 24, 1974

Year	GP/GS	MIN	G	A	Pts	Y	R	W-L-T
1999	2/2	147	0	0	0	2	1	2-0-0

MIAZGA, MATT

Midfielder / Ht.: 6-4 / Wt.: 190 / July 19, 1995

Year	GP/GS	MIN	G	A	Pts	Y	R	W-L-T
2015	1/0	27	0	0	0	0	0	1-0-0
2016	1/0	45	0	0	0	0	0	1-0-0
2017	2/2	180	1	0	2	0	0	1-0-1
2018	7/7	597	0	1	1	1	0	2-4-1
2019	7/7	612	0	0	0	0	0	3-3-1
5 Year Totals	18/16	1461	1	1	3	1	0	8-7-3

MICHALLIK, JANUSZ

Defender / Ht.: 5-11 / Wt.: 170 / Born: April 22, 1966

Year	GP/GS	MIN	G	A	Pts	Y	R	W-L-T
1991	7/6	477	0	1	1	0	0	3-2-2
1992	16/11	976	0	2	2	0	0	5-8-3
1993	9/3	370	1	2	4	1	0	4-3-2
1994	12/7	608	0	1	1	1	0	3-5-4
4 Year Totals	44/27	2431	1	6	8	2	0	15-18-11

MIHAILOVIC, DJORDJE

Midfielder / Ht.: 5-10 / Wt.: 150 / Born: Nov. 19, 1998

Year	GP/GS	MIN	G	A	Pts	Y	R	W-L-T
2019	5/4	321	1	0	2	0	0	4-1-0

MOOR, DREW

Defender / Ht.: 6-0 / Wt.: 170 / Born: Jan. 15, 1984

Year	GP/GS	MIN	G	A	Pts	Y	R	W-L-T
2007	2/2	180	0	0	0	1	0	0-2-0
2008	3/3	270	0	1	1	1	0	2-1-1
2 Year Totals	5/5	450	0	1	1	2	0	2-3-1

MOORE, JOE-MAX

Midfielder / Ht.: 5-9 / Wt.: 150 / Born: Feb. 23, 1971

Year	GP/GS	MIN	G	A	Pts	Y	R	W-L-T
1992	1/1	90	0	1	1	1	0	1-0-0
1993	23/12	1254	8	4	20	0	0	6-7-10
1994	11/7	485	1	1	3	1	0	3-4-4
1995	7/6	585	2	1	5	0	0	3-3-1
1996	11/9	767	4	0	8	1	0	8-2-1

1997	5/5	450	1	1	3	0	0	1-3-1
1998	13/11	985	1	2	4	2	0	5-4-4
1999	8/4	392	3	0	6	1	1	5-2-1
2000	4/4	351	2	2	6	0	0	3-0-1
2001	9/6	519	2	0	4	1	0	3-3-3
2002	8/2	328	0	2	2	0	0	3-5-0
11 Year Totals	100/67	6206	24	14	62	7	1	41-33-26

MOORE, SHAQ

Defender / Ht.: 5-11 / Wt.: 155 / Born: Nov. 2, 1996

Year	GP/GS	MIN	G	A	Pts	Y	R	W-L-T
2018	5/3	243	0	0	0	2	0	1-3-1

MORALES, ALFREDO

Defender / Ht.: 6-0 / Wt.: 163 / Born: May 12, 1990

Year	GP/GS	MIN	G	A	Pts	Y	R	W-L-T
2013	1/0	17	0	0	0	0	0	0-0-1
2014	5/1	161	0	0	0	1	0	1-2-2
2015	6/3	280	0	0	0	0	0	3-1-2
2016	1/1	90	0	0	0	0	0	1-0-0
2019	3/1	131	0	0	0	1	0	2-1-0
5 Year Totals	16/5	679	0	0	0	2	0	7-4-4

MORRIS, JORDAN

Forward / Ht.: 5-11 / Wt.: 185 / Born: Oct. 26, 1994

Year	GP/GS	MIN	G	A	Pts	Y	R	W-L-T
2014	1/0	15	0	0	0	0	0	0-1-0
2015	6/1	151	1	1	3	0	0	4-1-1
2016	5/1	184	0	0	0	0	0	5-0-0
2017	12/5	559	4	1	9	0	0	7-1-4
2018	1/1	90	0	0	0	0	0	0-0-1
2019	14/9	779	5	6	16	0	0	8-4-2
6 Year Totals	39/17	1763	10	8	28	0	0	24-7-8

MORROW, JUSTIN

Defender / Ht.: 5-9 / Wt.: 165 / Born: Oct. 4, 1987

Year	GP/GS	MIN	G	A	Pts	Y	R	W-L-T
2013	1/1	90	0	0	0	0	0	0-0-1
2017	2/2	180	0	0	0	1	0	2-0-0
2018	1/1	90	0	0	0	1	0	0-0-1
3 Year Totals	4/4	360	0	0	0	2	0	3-0-2

MULLAN, BRIAN

Midfielder / Ht.: 5-8 / Wt.: 150 / Born: April 23, 1978

Year	GP/GS	MIN	G	A	Pts	Y	R	W-L-T
2004	1/0	19	0	0	0	0	0	0-0-1
2005	1/1	90	0	0	0	0	0	1-0-0
2007	2/0	34	0	0	0	0	0	1-0-1
3 Year Totals	4/1	143	0	0	0	0	0	2-0-2

MULROONEY, RICHARD

Midfielder / Ht.: 5-9 / Wt.: 160 / Born: Nov. 3, 1976

Year	GP/GS	MIN	G	A	Pts	Y	R	W-L-T
2001	1/0	23	0	0	0	0	0	0-1-0
2002	3/3	270	0	0	0	0	0	3-0-0
2003	8/5	507	0	0	0	0	0	7-1-0
2004	2/1	87	0	0	0	0	0	0-0-2
4 Year Totals	14/9	887	0	0	0	0	0	10-2-2

MURRAY, BRUCE

Forward / Ht.: 6-1 / Wt.: 170 / Born: Jan. 25, 1966

Year	GP/GS	MIN	G	A	Pts	Y	R	W-L-T
1985	1/1	70	0	0	0	0	0	0-1-0
1986	1/1	90	1	0	2	0	0	0-0-1
1987	3/3	270	0	0	0	0	0	1-2-0
1988	8/5	470	0	0	0	0	0	1-3-4
1989	12/12	1280	2	0	4	0	0	6-3-3
1990	20/17	1661	8	2	18	2	0	8-9-3
1991	16/15	1438	6	3	15	0	1	7-3-6
1992	12/12	817	2	1	5	2	0	4-5-3
1993	12/10	651	2	0	4	0	0	1-5-6
9 Year Totals	85/76	6737	21	6	48	4	1	28-31-26

NAGBE, DARLINGTON

Midfielder / Ht.: 5-9 / Wt.: 165 / Born: July 19, 1990

Year	GP/GS	MIN	G	A	Pts	Y	R	W-L-T
2015	2/0	50	0	0	0	0	0	1-0-1
2016	8/0	228	1	1	3	1	0	4-4-0
2017	14/11	1052	0	0	0	1	0	7-2-5

2018 1/1 90 0 0 0 0 0 1-0-0
4 Year Totals 25/12 1410 1 1 3 2 0 13-6-6

NAMOFF, BRYAN

Defender / Ht.: 5-10 / Wt.: 168 / Born: May 28, 1979

	GP/GS	MIN	G	A	Pts	Y	R	W-L-T
2007	1/0	28	0	0	0	0	0	1-0-0

NGUYEN, LEE

Midfielder / Ht.: 5-8 / Wt.: 149 / Born: Oct. 7, 1986

	GP/GS	MIN	G	A	Pts	Y	R	W-L-T
2007	3/0	41	0	0	0	0	0	1-2-0
2014	1/0	13	0	0	0	0	0	0-1-0
2015	3/0	76	0	0	0	1	0	1-2-0
2016	2/1	150	0	0	0	0	0	2-0-0
4 Year Totals	9/1	280	0	0	0	0	0	4-5-0

NOONAN, PAT

Forward / Ht.: 6-0 / Wt.: 170 / Born: Aug. 2, 1980

	GP/GS	MIN	G	A	Pts	Y	R	W-L-T
2004	1/0	16	0	0	0	0	0	0-0-1
2005	9/5	447	1	0	2	1	0	7-1-1
2006	3/3	228	0	1	1	0	0	2-0-1
2008	1/1	62	0	1	1	0	0	1-0-0
4 Year Totals	14/9	753	1	2	4	1	0	10-1-3

NOVAKOVICH, ANDRIJA

Forward / Ht.: 6-4 / Wt.: 180 / Born: Sept. 21, 1996

	GP/GS	MIN	G	A	Pts	Y	R	W-L-T
2018	3/0	52	0	0	0	0	0	2-1-0

O'BRIEN, JOHN

Midfielder / Ht.: 5-8 / Wt.: 145 / Born: Aug. 29, 1977

	GP/GS	MIN	G	A	Pts	Y	R	W-L-T
1998	1/0	10	0	0	0	0	0	1-0-0
2000	5/4	349	1	1	3	0	0	3-0-2
2001	5/3	293	0	0	0	0	0	2-0-3
2002	9/9	720	1	2	4	0	0	3-5-1
2003	1/1	90	0	1	1	0	0	1-0-0
2005	7/6	483	1	0	2	0	0	5-0-2
2006	4/2	179	0	0	0	0	0	1-2-1
7 Year Totals	32/25	2124	3	4	10	0	0	16-7-9

OLOSUNDE, MATT

Defender / Ht.: 6-1 / Wt.: 160 / Born: March 7, 1998

	GP/GS	MIN	G	A	Pts	Y	R	W-L-T
2018	1/0	19	0	0	0	0	0	1-0-0

OLSEN, BEN

Midfielder / Ht.: 5-8 / Wt.: 140 / Born: May 3, 1977

	GP/GS	MIN	G	A	Pts	Y	R	W-L-T
1998	1/0	17	0	0	0	0	0	0-0-1
1999	7/5	438	2	1	5	1	0	5-1-1
2000	10/4	414	1	0	2	2	0	5-0-5
2001	1/1	85	0	0	0	0	0	1-0-0
2002	1/1	75	1	0	2	0	0	1-0-0
2003	2/1	90	0	0	0	1	0	1-1-0
2005	5/2	250	0	0	0	0	1	2-0-3
2006	8/5	394	2	0	4	2	0	4-2-2
2007	2/2	131	0	0	0	0	0	0-2-0
9 Year Totals	37/21	1894	6	1	13	6	1	19-6-12

ONYEWU, OGUCHI

Defender / Ht.: 6-4 / Wt.: 210 / Born: May 13, 1982

	GP/GS	MIN	G	A	Pts	Y	R	W-L-T
2004	2/1	77	0	0	0	2	1	1-0-1
2005	9/9	840	1	1	3	2	0	6-2-1
2006	6/6	523	0	0	0	1	0	2-3-1
2007	11/11	928	1	0	2	5	1	9-2-0

2008	10/10	842	3	1	7	2	0	6-2-2
2009	13/13	1170	0	1	1	2	0	7-5-1
2010	7/5	443	1	0	2	0	0	2-1-4
2011	4/3	270	0	0	0	0	0	1-2-1
2012	4/1	181	0	0	0	0	0	2-1-1
2013	2/2	180	0	0	0	0	0	2-0-0
2014	1/1	90	0	0	0	0	0	0-1-0
11 Year Totals	69/62	5544	6	3	15	14	2	38-19-12

OPARA, IKE

Defender / Ht.: 6-2 / Wt.: 170 / Born: Feb. 21, 1989

	GP/GS	MIN	G	A	Pts	Y	R	W-L-T
2018	1/1	90	0	0	0	0	0	0-0-1

OROZCO, MICHAEL

Defender / Ht.: 5-11 / Wt.: 160 / Born: Feb. 7, 1986

	GP/GS	MIN	G	A	Pts	Y	R	W-L-T
2008	1/1	90	0	0	0	0	0	0-1-0
2011	3/3	225	0	1	1	0	0	1-1-1
2012	1/0	14	1	0	2	0	0	1-0-0
2013	6/5	466	2	0	4	0	0	5-1-0
2014	2/2	106	0	0	0	1	0	1-0-1
2015	7/6	484	0	0	0	2	0	2-3-2
2016	9/7	517	1	0	2	2	1	5-3-1
7 Year Totals	29/24	1902	4	1	9	5	1	15-9-5

PALMER-BROWN, ERIK

Defender / Ht.: 6-1 / Wt.: 175 / Born: April 24, 1997

	GP/GS	MIN	G	A	Pts	Y	R	W-L-T
2018	2/1	123	0	0	0	0	0	1-0-1

PARKE, JEFF

Defender / Ht.: 6-1 / Wt.: 185 / Born: March 23, 1982

	GP/GS	MIN	G	A	Pts	Y	R	W-L-T
2012	1/0	36	0	0	0	0	0	1-0-0

PARKER, TIM

Defender / Ht.: 6-2 / Wt.: 195 / Born: Feb. 23, 1993

	GP/GS	MIN	G	A	Pts	Y	R	W-L-T
2018	2/1	119	0	0	0	0	0	0-1-1

PARKHURST, MICHAEL

Defender / Ht.: 5-11 / Wt.: 155 / Born: Jan. 24, 1984

	GP/GS	MIN	G	A	Pts	Y	R	W-L-T
2007	2/2	180	0	0	0	0	0	2-0-0
2008	2/1	135	0	0	0	0	0	2-0-0
2009	4/3	281	0	0	0	2	0	3-0-1
2010	1/0	45	0	0	0	0	0	0-0-1
2012	6/4	389	0	0	0	0	0	3-2-1
2013	8/6	596	0	1	1	1	0	8-0-0
2014	2/2	180	0	0	0	0	0	1-0-1
7 Year Totals	25/18	1806	0	1	1	3	0	19-2-4

PARKS, KEATON

Midfielder / Ht.: 6-4 / Wt.: 175 / Born: Aug. 6, 1997

	GP/GS	MIN	G	A	Pts	Y	R	W-L-T
2018	1/0	28	0	0	0	0	0	1-0-0

PAUSE, LOGAN

Midfielder / Ht.: 5-10 / Wt.: 155 / Born: Aug. 22, 1981

	GP/GS	MIN	G	A	Pts	Y	R	W-L-T
2009	5/5	426	0	1	1	2	0	4-1-0
2010	1/1	90	0	0	0	0	0	1-0-0
2 Year Totals	6/6	516	0	1	1	2	0	5-1-0

PEARCE, HEATH

Defender / Ht.: 5-10 / Wt.: 175 / Born: Aug. 13, 1984

	GP/GS	MIN	G	A	Pts	Y	R	W-L-T
2005	1/0	14	0	0	0	0	0	0-0-1
2006	4/2	195	0	0	0	1	0	2-1-1
2007	5/3	342	0	1	1	0	0	3-2-0
2008	11/11	945	0	2	2	1	0	7-3-1
2009	7/7	630	0	1	1	1	0	5-1-1
2010	5/2	276	0	1	1	1	0	1-3-1
2012	2/1	121	0	0	0	0	0	2-0-0
7 Year Totals	35/24	2523	0	5	5	4	0	20-10-5

PEREZ, HUGO

Midfielder / Ht.: 5-8 / Wt.: 155 / Born: Nov. 8, 1963

	GP/GS	MIN	G	A	Pts	Y	R	W-L-T
1984	5/3	290	0	0	0	0	0	3-0-2
1985	6/5	450	1	0	2	0	0	2-3-1
1988	1/0	20	1	0	2	0	0	1-0-0
1989	2/2	160	1	0	2	0	0	2-0-0
1990	2/2	180	0	0	0	0	0	0-1-1
1991	11/9	878	1	2	4	1	0	6-2-3
1992	17/17	1378	3	1	7	1	0	4-10-3
1993	12/12	773	3	2	8	1	0	5-5-2
1994	17/16	1206	3	3	9	1	0	3-6-8
9 Year Totals	73/66	5335	13	8	34	4	0	26-27-20

PETKE, MIKE

Defender / Ht.: 6-2 / Wt.: 185 / Born: Jan. 30, 1976

	GP/GS	MIN	G	A	Pts	Y	R	W-L-T
2001	1/1	90	0	0	0	0	0	0-0-1
2003	1/0	13	0	0	0	0	0	1-0-0
2 Year Totals	2/1	103	0	0	0	0	0	1-0-1

PICAULT, FABRICE

Forward / Ht.: 5-8 / Wt.: 170 / Born: Feb. 23, 1991

	GP/GS	MIN	G	A	Pts	Y	R	W-L-T
2016	1/0	20	0	0	0	0	0	1-0-0
2018	1/0	32	0	0	0	0	0	0-1-0
2 Year Totals	2/0	52	0	0	0	0	0	1-1-0

PITTMAN, STEVE

Defender / Ht.: 5-10 / Wt.: 185 / Born: July 18, 1967

	GP/GS	MIN	G	A	Pts	Y	R	W-L-T
1990	1/1	90	0	2	2	0	0	1-0-0
1995	1/1	90	0	0	0	0	0	0-1-0
1997	1/1	60	0	0	0	0	0	0-1-0
3 Year Totals	3/3	240	0	2	2	0	0	1-2-0

POMYKAL, PAXTON

Midfielder / Ht.: 5-7 / Wt.: 145 / Born: Dec. 17, 1999

	GP/GS	MIN	G	A	Pts	Y	R	W-L-T
2019	1/0	5	0	0	0	0	0	0-0-1

POLSTER, MATT

Defender / Ht.: 6-0 / Wt.: 170 / Born: June 8, 1993

	GP/GS	MIN	G	A	Pts	Y	R	W-L-T
2018	1/1	90	0	0	0	0	0	0-0-1

PONTIUS, CHRIS

Midfielder / Ht.: 6-0 / Wt.: 170 / Born: May 12, 1987

	GP/GS	MIN	G	A	Pts	Y	R	W-L-T
2017	5/2	209	0	0	0	0	0	4-0-1

POPE, EDDIE

Defender / Ht.: 6-1 / Wt.: 180 / Born: Dec. 24, 1973

	GP/GS	MIN	G	A	Pts	Y	R	W-L-T
1996	5/5	430	0	0	0	0	0	3-1-1
1997	9/9	773	2	0	4	0	0	4-1-4
1998	12/12	1035	1	0	2	1	0	6-3-3
1999	3/3	199	0	0	0	0	0	0-1-2
2000	6/6	526	1	0	2	0	0	4-0-2
2001	9/9	810	0	0	0	0	0	4-4-1
2002	11/11	980	1	0	2	3	0	5-5-1
2003	2/2	174	0	0	0	0	0	1-0-1
2004	9/9	789	1	0	2	2	0	4-0-5
2005	7/7	486	0	0	2	0	0	5-2-0
2006	9/9	758	2	0	4	4	1	4-2-3
11 Year Totals	82/82	6960	8	0	16	12	1	40-19-23

PRAMPIN, ALAN

Forward / Ht.: 5-7 / Wt.: 165 / Born: Nov. 30, 1971

	GP/GS	MIN	G	A	Pts	Y	R	W-L-T
1993	2/0	8	0	0	0	0	0	0-1-1

PULISIC, CHRISTIAN

Midfielder / Ht.: 5-8 / Wt.: 140 / Born: Sept. 18, 1998

	GP/GS	MIN	G	A	Pts	Y	R	W-L-T
2016	11/4	471	3	2	8	0	0	6-5-0
2017	9/9	773	6	4	16	0	0	3-2-4
2018	3/3	262	0	0	0	0	0	1-2-0
2019	11/10	762	5	3	13	0	0	7-3-1
4 Year Totals	34/26	2268	14	9	37	0	0	17-12-5

QUARANTA, SANTINO

Midfielder / Ht.: 6-1 / Wt.: 185 / Born: Oct. 14, 1984

	GP/GS	MIN	G	A	Pts	Y	R	W-L-T
2005	9/3	411	0	1	1	0	0	5-1-3
2006	2/0	41	0	0	0	1	0	2-0-0
2009	4/2	194	1	0	2	0	0	2-1-1
3 Year Totals	15/3	646	1	1	3	1	0	9-2-4

QUESADA, DAVID

Forward / Ht.: 6-1 / Wt.: 170 / Born: March 30, 1971

	GP/GS	MIN	G	A	Pts	Y	R	W-L-T
1995	1/0	2	0	0	0	0	0	0-1-0

QUINN, BRIAN

Midfielder / Ht.: 5-9 / Wt.: 155 / Born: May 24, 1960

	GP/GS	MIN	G	A	Pts	Y	R	W-L-T
1991	11/11	990	1	1	3	0	0	6-1-4
1992	19/19	1651	0	0	0	4	1	4-11-4
1993	10/8	648	0	1	1	1	0	2-2-6
1994	8/3	361	0	0	0	0	0	1-3-4
4 Year Totals	48/41	3650	1	2	4	5	1	13-17-18

RADOSAVLJEVIĆ, PREKI

Midfielder / Ht.: 5-9 / Wt.: 165 / Born: June 24, 1963

	GP/GS	MIN	G	A	Pts	Y	R	W-L-T
1996	4/2	201	1	1	3	0	0	2-1-1
1997	8/4	418	1	0	2	0	0	3-4-1
1998	14/1	425	2	2	6	1	0	6-5-3
2001	2/0	44	0	0	0	0	0	0-2-0
4 Year Totals	28/7	1088	4	3	11	1	0	11-12-5

RALSTON, STEVE

Midfielder / Ht.: 5-9 / Wt.: 160 / Born: June 14, 1974

	GP/GS	MIN	G	A	Pts	Y	R	W-L-T
1997	4/3	181	0	0	0	0	0	0-4-0
1999	1/0	14	0	0	0	0	0	0-1-0
2000	2/1	53	0	0	0	0	0	1-0-1
2003	7/3	360	2	3	7	0	0	6-1-0
2004	3/3	211	0	0	0	1	0	0-0-3
2005	15/12	1067	2	3	7	0	0	11-2-2
2006	1/1	54	0	0	0	0	0	0-0-1
2007	3/1	130	0	0	0	0	0	3-0-0
8 Year Totals	36/24	2070	4	6	14	1	0	21-8-7

RAMIREZ, CHRISTIAN

Forward / Ht.: 6-2 / Wt.: 190 / Born: April 4, 1991

	GP/GS	MIN	G	A	Pts	Y	R	W-L-T
2019	2/0	18	1	0	2	0	0	2-0-0

RAMOS, TAB

Midfielder / Ht.: 5-7 / Wt.: 140 / Born: Sept. 21, 1966

	GP/GS	MIN	G	A	Pts	Y	R	W-L-T
1988	2/2	180	0	0	0	0	0	1-1-0
1989	9/9	781	2	3	7	1	0	6-1-2
1990	17/17	1530	0	3	3	0	0	5-11-1
1992	6/6	525	1	1	3	0	0	2-3-1
1993	9/9	802	0	3	3	0	0	5-3-1
1994	7/6	514	0	1	1	1	0	2-2-3
1995	8/2	350	1	2	4	0	0	4-3-1
1996	12/12	1006	1	1	3	4	0	9-2-1
1997	3/3	270	1	0	2	0	0	1-1-1
1998	5/3	209	1	0	2	0	0	1-2-2
2000	3/1	139	1	0	2	0	0	2-0-1
11 Year Totals	81/70	6306	8	14	30	9	0	38-29-14

RAZOV, ANTE

Forward / Ht.: 6-1 / Wt.: 175 / Born: March 2, 1974

	GP/GS	MIN	G	A	Pts	Y	R	W-L-T
1995	1/0	37	0	0	0	0	0	0-0-1
1999	3/1	139	0	1	1	0	1	2-0-1
2000	9/5	492	4	1	9	0	0	5-1-3
2001	6/3	290	1	0	2	1	0	3-2-1
2002	3/3	209	1	1	3	1	0	3-0-0
2004	2/1	86	0	0	0	0	0	0-0-2
2007	1/1	65	0	0	0	0	0	1-0-0
7 Year Totals	25/14	1328	6	3	15	2	1	14-3-8

REAM, TIM

Defender / Ht.: 6-1 / Wt.: 165 / Born: Oct. 5, 1987

	GP/GS	MIN	G	A	Pts	Y	R	W-L-T
2010	1/1	66	0	0	0	0	0	1-0-0
2011	6/5	469	0	0	0	0	0	1-4-1
2014	4/0	105	0	0	0	0	0	1-1-2
2015	9/7	641	0	1	1	0	0	4-2-3
2016	1/1	62	1	0	2	0	0	1-0-0
2017	5/3	317	0	0	0	0	0	1-1-3
2019	14/14	1210	0	2	2	0	0	8-4-2
7 Year Totals	40/31	2870	1	3	5	0	0	17-12-11

REGIS, DAVID

Defender / Ht.: 5-11 / Wt.: 160 / Born: Dec. 2, 1968

	GP/GS	MIN	G	A	Pts	Y	R	W-L-T
1998	5/5	450	0	0	0	1	0	1-3-1
1999	2/2	180	0	0	0	0	0	0-2-0
2000	8/8	720	0	0	0	2	0	4-2-2
2001	8/8	707	0	0	0	1	0	5-2-1
2002	4/4	350	0	0	0	0	0	1-3-0
5 Year Totals	27/27	2407	0	0	0	4	0	11-12-4

REYNA, CLAUDIO

Midfielder / Ht.: 5-10 / Wt.: 160 / Born: July 20, 1973

	GP/GS	MIN	G	A	Pts	Y	R	W-L-T
1994	19/8	973	2	1	5	2	0	5-5-9
1995	9/8	631	1	3	5	2	0	3-4-2
1996	14/12	1113	1	3	5	1	0	9-3-2
1997	11/10	864	1	1	3	3	0	3-4-4
1998	9/8	705	1	2	4	2	0	3-6-0
1999	4/4	360	1	0	2	0	0	2-1-1
2000	12/11	1000	1	3	5	0	0	6-2-4
2001	6/6	492	0	1	1	2	0	4-0-2
2002	8/8	635	0	0	0	1	0	2-5-1
2003	5/4	249	0	1	1	1	0	4-1-0
2004	8/8	690	0	3	3	1	0	5-1-2
2005	3/3	270	0	1	1	1	0	1-2-0
2006	4/4	235	0	0	0	1	0	0-3-1
13 Year Totals	112/94	8217	8	19	35	17	0	47-37-28

ROBINSON, ANTONEE

Defender / Ht.: 6-0 / Wt.: 155 / Born: Aug. 8, 1997

	GP/GS	MIN	G	A	Pts	Y	R	W-L-T
2018	6/4	372	0	2	2	1	0	2-2-2
2019	1/1	80	0	0	0	0	0	0-1-0
2 Year Totals	7/5	452	0	2	2	1	0	2-3-2

ROBINSON, EDDIE

Defender / Ht.: 6-1 / Wt.: 195 / Born: June 19, 1978

	GP/GS	MIN	G	A	Pts	Y	R	W-L-T
2008	1/1	45	1	0	2	0	0	1-0-0

ROBINSON, MILES

Defender / Ht.: 6-2 / Wt.: 185 / Born: March 14, 1997

	GP/GS	MIN	G	A	Pts	Y	R	W-L-T
2019	2/0	57	0	0	0	0	0	0-1-1

ROLDAN, CRISTIAN

Midfielder / Ht.: 5-8 / Wt.: 165 / Born: June 3, 1995

	GP/GS	MIN	G	A	Pts	Y	R	W-L-T
2017	1/1	90	0	0	0	0	0	1-0-0

2018	4/1	82	0	0	0	0	0	2-1-1
2019	14/10	951	0	0	0	0	0	8-4-2
3 Year Totals	19/12	1123	0	0	0	0	0	11-5-3

ROGERS, ROBBIE

Midfielder / Ht.: 5-10 / Wt.: 165 / Born: May 12, 1987

	GP/GS	MIN	G	A	Pts	Y	R	W-L-T
2009	9/7	656	1	3	5	0	0	5-3-1
2010	4/3	250	0	0	0	0	0	2-2-0
2011	5/3	175	1	0	2	0	0	1-3-1
3 Year Totals	18/13	1081	2	3	7	0	0	8-8-2

ROLFE, CHRIS

Forward / Ht.: 5-8 / Wt.: 145 / Born: Jan. 17, 1983

	GP/GS	MIN	G	A	Pts	Y	R	W-L-T
2005	1/0	33	0	0	0	0	0	0-0-1
2006	3/1	101	0	1	1	1	0	2-0-1
2007	2/2	136	0	0	0	0	0	2-0-0
2008	3/0	56	0	0	0	0	0	2-1-0
2009	1/0	30	0	0	0	0	0	1-0-0
5 Year Totals	10/3	356	0	1	1	1	0	7-1-2

ROWE, Kelyn

Midfielder / Ht.: 5-8 / Wt.: 160 / Born: Dec. 2, 1991

	GP/GS	MIN	G	A	Pts	Y	R	W-L-T
2017	3/3	193	1	1	3	0	0	2-0-1
2018	1/0	45	0	0	0	0	0	0-0-1
2 Year Totals	4/3	238	1	1	3	0	0	2-0-2

RUBIN, RUBIO

Midfielder / Ht.: 5-10 / Wt.: 160 / Born: March 1, 1996

	GP/GS	MIN	G	A	Pts	Y	R	W-L-T
2014	2/1	80	0	0	0	0	0	0-2-0
2015	1/0	24	0	0	0	0	0	0-1-0
2 Year Totals	3/1	104	0	0	0	0	0	0-3-0

SAIEF, KENNY

Midfielder / Ht.: 5-9 / Wt.: 160 / Born: Dec. 17, 1993

	GP/GS	MIN	G	A	Pts	Y	R	W-L-T
2017	1/0	19	0	0	0	0	0	1-0-0
2018	3/2	139	0	0	0	0	0	1-2-0
2 Year Totals	4/2	158	0	0	0	0	0	2-2-0

SALCEDO, JORGE

Midfielder / Ht.: 6-1 / Wt.: 175 / Born: Sept. 27, 1972

	GP/GS	MIN	G	A	Pts	Y	R	W-L-T
1994	2/0	90	0	0	0	0	0	1-1-0
1995	1/0	1	0	0	0	0	0	0-1-0
2 Year Totals	3/0	91	0	0	0	0	0	1-2-0

SANNEH, TONY

Defender / Ht.: 6-2 / Wt.: 190 / Born: June 1, 1971

	GP/GS	MIN	G	A	Pts	Y	R	W-L-T
1997	3/2	225	0	2	2	2	0	0-2-1
1999	2/2	180	1	0	2	1	0	2-0-0
2000	10/9	753	0	0	0	1	0	4-2-4
2001	11/10	890	0	1	1	2	0	5-4-2
2002	11/9	816	1	1	3	1	0	4-6-1
2004	4/3	242	1	0	2	0	0	2-0-2
2005	2/2	180	0	0	0	1	0	1-0-1
7 Year Totals	43/37	3286	3	4	10	8	0	18-14-11

SANTEL, MARK

Defender / Ht.: 5-10 / Wt.: 165 / Born: June 5, 1968

	GP/GS	MIN	G	A	Pts	Y	R	W-L-T
1988	1/1	90	0	0	0	0	0	0-1-0
1991	2/0	49	0	0	0	0	0	0-2-0
1993	4/1	134	1	0	2	0	0	3-1-0
1997	1/1	90	0	0	0	1	0	0-1-0
4 Year Totals	8/3	363	1	0	2	1	0	3-5-0

SAPONG, C.J.

Forward / Ht.: 6-1 / Wt.: 185 / Born: Dec. 27, 1988

	GP/GS	MIN	G	A	Pts	Y	R	W-L-T
2012	2/0	32	0	0	0	0	0	2-0-0
2017	1/1	77	0	1	1	0	0	0-0-1
2018	1/1	45	0	0	0	0	0	0-0-1
3 Year Totals	4/2	154	0	1	1	0	0	2-0-2

SARGENT, JOSH

Forward / Ht.: 6-1 / Wt.: 175 / Born: Feb. 20, 2000

	GP/GS	MIN	G	A	Pts	Y	R	W-L-T
2018	6/3	266	2	0	4	0	0	1-3-2
2019	6/5	458	3	0	6	1	0	2-3-1
2 Year Totals	12/8	724	5	0	10	1	0	3-6-3

SAVAGE, BRUCE

Defender / Ht.: 5-9 / Wt.: 150 / Born: Dec. 21, 1960

	GP/GS	MIN	G	A	Pts	Y	R	W-L-T
1983	1/1	90	0	0	0	0	0	1-0-0
1984	1/1	90	0	0	0	0	0	0-0-1
1991	6/3	415	0	0	0	0	0	2-2-2
1992	8/6	574	0	0	0	0	0	2-6-0
4 Year Totals	16/11	1169	0	0	0	0	0	5-8-3

SHEA, BREK

Forward / Ht.: 6-3 / Wt.: 180 / Born: Feb. 28, 1990

	GP/GS	MIN	G	A	Pts	Y	R	W-L-T
2010	1/1	45	0	0	0	0	0	0-0-1
2011	8/6	505	0	1	1	2	0	2-4-2
2012	6/3	308	0	0	0	0	0	5-1-0
2013	10/2	285	2	0	4	1	0	7-1-2
2014	2/0	56	0	0	0	0	0	1-1-0
2015	7/5	487	2	0	4	1	0	3-3-1
6 Year Totals	34/17	1686	4	1	9	4	0	18-10-6

SIMEK, FRANK

Defender / Ht.: 5-11 / Wt.: 163 / Born: Oct. 13, 1984

	GP/GS	MIN	G	A	Pts	Y	R	W-L-T
2007	5/2	226	0	0	0	1	0	4-0-1

SIMMS, CLYDE

Midfielder / Ht.: 5-10 / Wt.: 165 / Born: Aug. 21, 1982

	GP/GS	MIN	G	A	Pts	Y	R	W-L-T
2005	1/0	1	0	0	0	0	0	0-1-0

SLIVINSKI, MIKE

Midfielder / Ht.: 5-7 / Wt.: 165 / Born: Oct. 31, 1974

	GP/GS	MIN	G	A	Pts	Y	R	W-L-T
1991	1/1	45	0	0	0	0	0	1-0-0

SMITH, KEVIN

Midfielder / Ht.: 5-5 / Wt.: 155 / Born: Dec. 5, 1962

	GP/GS	MIN	G	A	Pts	Y	R	W-L-T
1993	1/0	45	0	0	0	0	0	1-0-0

SNYDER, TROY

Defender / Ht.: 5-11 / Wt.: 150 / Born: Nov. 24, 1965

	GP/GS	MIN	G	A	Pts	Y	R	W-L-T
1985	1/0	20	0	0	0	0	0	0-1-0
1991	4/0	61	0	0	0	0	0	2-1-1
2 Year Totals	5/0	81	0	0	0	0	0	2-2-1

SORBER, MIKE

Midfielder / Ht.: 5-10 / Wt.: 165 / Born: May 14, 1971

	GP/GS	MIN	G	A	Pts	Y	R	W-L-T
1992	12/7	743	1	0	2	0	0	3-7-2
1993	15/11	1056	0	1	1	0	0	4-5-6
1994	18/14	1270	1	1	3	2	0	6-6-6
1995	9/7	535	0	0	0	0	0	5-3-1
1996	3/1	103	0	0	0	1	0	2-0-1
1997	9/6	532	0	0	0	0	0	4-0-5
1998	1/1	45	0	0	0	0	0	0-0-1
7 Year Totals	67/47	4284	2	2	6	3	0	24-21-22

SPECTOR, JONATHAN

Defender / Ht.: 6-0 / Wt.: 180 / Born: March 1, 1986

	GP/GS	MIN	G	A	Pts	Y	R	W-L-T
2004	1/0	14	0	0	0	0	0	0-0-1

2005	2/2	180	0	0	0	0	0	1-0-1
2007	8/5	470	0	0	0	0	0	6-1-1
2008	1/0	19	0	0	0	0	0	1-0-0
2009	11/11	969	0	2	2	1	0	6-5-0
2010	5/4	315	0	0	0	0	0	1-2-2
2011	5/2	216	0	0	0	0	0	1-3-1
2012	1/0	14	0	0	0	0	0	1-0-0
2015	2/0	46	0	0	0	0	0	0-2-0
9 Year Totals	36/24	2243	0	2	2	1	0	17-13-6

STANKO, CALEB

Midfielder / Ht.: 5-11 / Wt.: 175 / Born: July 23, 1993

	GP/GS	MIN	G	A	Pts	Y	R	W-L-T
2016	1/0	19	0	0	0	0	0	1-0-0

STEWART, EARNIE

Forward/Midfielder / Ht.: 5-9 / Wt.: 145 / Born: March 28, 1969

	GP/GS	MIN	G	A	Pts	Y	R	W-L-T
1990	1/1	90	0	0	0	0	0	0-1-0
1992	7/2	299	0	0	0	1	0	2-4-1
1993	6/3	373	2	1	5	0	0	2-3-1
1994	7/5	495	1	0	2	0	0	1-3-3
1995	9/9	763	1	2	4	4	0	3-4-2
1996	5/5	450	0	1	1	2	0	4-1-0
1997	7/6	569	1	0	2	4	0	3-0-4
1998	9/8	641	1	0	2	0	0	3-5-1
1999	5/4	374	0	1	1	0	0	3-2-0
2000	8/7	605	4	4	12	4	0	5-1-2
2001	10/10	900	5	0	10	1	0	5-3-2
2002	10/9	542	0	0	0	0	0	4-6-0
2003	13/7	790	2	0	4	1	0	8-3-2
2004	4/1	124	0	1	1	0	0	3-0-1
14 Year Totals	101/77	6915	17	10	44	17	0	46-36-19

STOLLMAYER, JOHN

Defender / Ht.: 5-9 / Wt.: 170 / Born: Oct. 25, 1962

	GP/GS	MIN	G	A	Pts	Y	R	W-L-T
1986	2/2	160	0	0	0	0	0	0-0-2
1988	2/2	180	0	0	0	0	0	0-1-1
1989	12/10	900	0	0	0	0	0	6-3-3
1990	15/12	1000	0	1	1	0	0	6-8-1
4 Year Totals	31/26	2240	0	1	1	0	0	12-12-7

STROUSE, ANDY

Forward / Ht.: 5-11 / Wt.: 180 / Born: June 22, 1970

	GP/GS	MIN	G	A	Pts	Y	R	W-L-T
1992	3/2	188	0	0	0	0	0	1-1-1

SWEAT, BEN

Defender / Ht.: 6-2 / Wt.: 175 / Born: Sept. 4, 1991

	GP/GS	MIN	G	A	Pts	Y	R	W-L-T
2018	2/1	105	0	0	0	0	0	0-1-1

SUAREZ, RYAN

Defender / Ht.: 6-2 / Wt.: 185 / Born: July 28, 1977

	GP/GS	MIN	G	A	Pts	Y	R	W-L-T
2003	1/1	77	0	0	0	1	0	1-0-0

SULLIVAN, CHRIS

Forward / Ht.: 6-0 / Wt.: 165 / Born: April 18, 1965

	GP/GS	MIN	G	A	Pts	Y	R	W-L-T
1987	3/1	---	0	0	0	0	0	1-2-0
1988	6/2	---	0	0	0	0	0	2-3-1
1990	8/3	80	2	0	4	0	0	4-4-0
1992	2/1	84	0	0	0	1	0	0-2-0
4 Year Totals	19/7	164	2	0	4	1	0	7-11-1

SZETELA, DANNY

Midfielder / Ht.: 5-11 / Wt.: 172 / Born: June 7, 1987

	GP/GS	MIN	G	A	Pts	Y	R	W-L-T
2007	1/0	7	0	0	0	0	0	1-0-0
2008	2/1	72	0	0	0	0	0	1-1-0
2 Year Totals	3/1	79	0	0	0	0	0	2-1-0

TCHANI, TONY

Midfielder / Ht.: 6-4 / Wt.: 185 / Born: April 13, 1989

2016 GP/GS MIN G A Pts Y R W-L-T
1/0 20 0 0 0 0 0 1-0-0

THORRINGTON, JOHN

Midfielder / Ht.: 5-8 / Wt.: 150 / Born: Oct. 17, 1979

	GP/GS	MIN	G	A	Pts	Y	R	W-L-T
2001	1/0	19	0	0	0	0	0	0-0-1
2008	2/1	102	0	0	0	0	0	2-0-0
2009	1/1	60	0	0	0	0	0	1-0-0
3 Year Totals	4/2	181	0	0	0	0	0	3-0-1

TORRES, JOSE

Midfielder / Ht.: 5-7 / Wt.: 135 / Born: Oct. 29, 1987

	GP/GS	MIN	G	A	Pts	Y	R	W-L-T
2008	2/1	106	0	0	0	0	0	1-1-0
2009	5/1	108	0	0	0	0	0	2-1-2
2010	4/3	180	0	0	0	1	0	1-2-1
2011	3/3	248	0	0	0	0	0	0-2-1
2012	6/6	350	0	0	0	1	0	4-1-1
2013	6/5	358	0	1	1	0	0	6-0-0
6 Year Totals	26/19	1350	0	1	1	2	0	14-7-5

TRAPP, WIL

Midfielder / Ht.: 5-8 / Wt.: 150 / Born: Jan. 15, 1993

	GP/GS	MIN	G	A	Pts	Y	R	W-L-T
2015	1/0	31	0	0	0	0	0	0-1-0
2016	1/0	13	0	0	0	0	0	1-0-0
2018	9/8	714	0	0	0	0	0	2-4-3
2019	9/6	490	0	0	0	1	0	5-3-1
4 Year Totals	20/14	1204	0	0	0	1	0	8-8-4

TRITTSCHUH, STEVE

Defender / Ht.: 6-0 / Wt.: 170 / Born: April 24, 1965

	GP/GS	MIN	G	A	Pts	Y	R	W-L-T
1987	1/1	90	0	0	0	0	0	0-1-0
1988	8/7	630	0	0	0	0	0	1-5-2
1989	12/11	1060	1	0	2	0	0	6-3-3
1990	11/9	990	1	0	2	2	0	4-7-0
1991	4/2	240	0	0	0	0	0	2-0-2
1995	1/1	90	0	0	0	1	0	1-0-0
6 Year Totals	37/31	3100	2	0	4	3	0	14-16-7

TWELLMAN, TAYLOR

Forward / Ht.: 5-11 / Wt.: 170 / Born: Feb. 29, 1980

	GP/GS	MIN	G	A	Pts	Y	R	W-L-T
2002	1/1	83	0	0	0	0	0	1-0-0
2003	5/1	174	0	0	0	1	0	2-3-0
2004	2/0	28	0	1	1	0	0	1-0-1
2005	5/3	269	1	0	2	0	1	3-1-1
2006	6/5	370	4	3	11	0	0	3-1-2
2007	10/5	481	1	2	4	0	0	8-2-0
2008	1/1	45	0	0	0	0	0	1-0-0
7 Year Totals	30/16	1450	6	6	18	1	1	19-7-4

VAGENAS, PETER

Midfielder / Ht.: 5-8 / Wt.: 150 / Born: Feb. 6, 1978

	GP/GS	MIN	G	A	Pts	Y	R	W-L-T
2000	1/0	4	0	0	0	0	0	1-0-0
2003	1/0	23	0	0	0	0	0	1-0-0
2 Year Totals	2/0	27	0	0	0	0	0	2-0-0

VANNEY, GREG

Defender / Ht.: 5-11 / Wt.: 169 / Born: June 11, 1974

	GP/GS	MIN	G	A	Pts	Y	R	W-L-T
1996	1/0	20	0	0	0	0	0	0-0-1
1997	1/1	90	0	0	0	0	0	0-1-0
1998	1/1	90	0	0	0	1	0	0-0-1
1999	1/1	90	0	0	0	0	0	0-0-1
2000	6/5	464	0	0	0	1	0	3-1-2
2001	5/4	360	0	0	0	0	0	1-3-1
2002	3/2	138	0	0	0	0	0	2-1-0
2003	8/7	635	0	3	3	1	0	7-1-0
2004	6/5	408	1	0	2	0	0	4-0-2
2005	5/5	480	0	0	0	1	0	2-1-2
10 Year Totals	37/31	2775	1	3	5	4	0	19-8-10

VARGAS, NELSON

Midfielder / Ht.: 5-7 / Wt.: 150 / Born: Aug. 6, 1974

	GP/GS	MIN	G	A	Pts	Y	R	W-L-T
1991	1/0	45	0	0	0	0	0	1-0-0
1994	3/0	93	0	0	0	0	0	1-1-1
2 Year Totals	4/0	138	0	0	0	0	0	2-1-1

VASQUEZ, MARTIN

Midfielder / Ht.: 6-0 / Wt.: 180 / Born: Dec. 24, 1963

	GP/GS	MIN	G	A	Pts	Y	R	W-L-T
1996	1/1	90	0	0	0	1	0	0-0-1
1997	6/6	345	0	0	0	0	0	1-3-2
2 Year Totals	7/7	435	0	0	0	1	0	1-3-3

VERMES, PETER

Forward/Defender / Ht.: 6-0 / Wt.: 175 / Born: Nov. 21, 1966

	GP/GS	MIN	G	A	Pts	Y	R	W-L-T
1988	7/7	610	0	0	0	0	0	3-2-2
1989	7/5	490	0	0	0	0	0	4-1-2
1990	14/14	1240	6	0	12	0	0	4-8-2
1991	12/12	1027	3	0	6	0	0	6-3-3
1992	9/9	511	1	1	3	0	0	3-4-2
1993	12/9	626	1	2	4	1	0	2-3-7
1994	3/1	103	0	0	0	0	0	1-1-1
1997	2/1	106	0	0	0	0	0	1-0-1
8 Year Totals	66/58	4713	11	3	25	1	0	24-22-20

VICTORINE, SASHA

Midfielder / Ht.: 6-2 / Wt.: 165 / Born: Feb. 3, 1978

	GP/GS	MIN	G	A	Pts	Y	R	W-L-T
2000	1/0	1	0	0	0	0	0	1-0-0
2002	1/1	90	1	0	2	0	0	1-0-0
2003	2/2	131	0	0	0	0	0	1-1-0
3 Year Totals	4/3	222	1	0	2	0	0	3-1-0

VILLAFANA, JORGE

Midfielder / Ht.: 5-9 / Wt.: 150 / Born: Sept. 16, 1989

	GP/GS	MIN	G	A	Pts	Y	R	W-L-T
2017	15/13	1173	0	1	1	1	0	8-2-5
2018	6/3	292	0	0	0	0	0	2-3-1
2 Year Totals	21/16	1465	0	1	1	0	0	10-5-6

VINCENT, BRANDON

Defender / Ht.: 5-11 / Wt.: 175 / Born: May 1, 1994

	GP/GS	MIN	G	A	Pts	Y	R	W-L-T
2016	1/0	45	0	0	0	0	0	1-0-0

WAGNER, DAVID

Forward / Ht.: 5-10 / Wt.: 175 / Born: Oct. 19, 1971

	GP/GS	MIN	G	A	Pts	Y	R	W-L-T
1996	1/1	45	0	0	0	0	0	1-0-0
1997	5/4	256	0	1	1	0	0	2-1-2
1998	2/2	109	0	0	0	0	0	1-0-1
3 Year Totals	8/7	410	0	1	1	0	0	4-1-3

WALLACE, ANTHONY

Defender / Ht.: 5-11 / Wt.: 160 / Born: Jan. 26, 1989

	GP/GS	MIN	G	A	Pts	Y	R	W-L-T
2011	1/0	18	0	0	0	0	0	0-0-1

WALSH, BILLY

Midfielder / Ht.: 6-2 / Wt.: 185 / Born: Oct. 7, 1975

	GP/GS	MIN	G	A	Pts	Y	R	W-L-T
1999	1/0	1	0	0	0	0	0	0-0-1

WASHINGTON, DANTE

Forward / Ht.: 5-11 / Wt.: 190 / Born: Nov. 21, 1970

	GP/GS	MIN	G	A	Pts	Y	R	W-L-T
1991	2/2	135	2	0	4	0	0	1-0-1
1993	3/1	133	0	0	0	0	0	1-2-0
1997	1/0	26	0	0	0	0	0	0-0-1
3 Year Totals	6/3	294	2	0	4	0	0	2-2-2

WEAH, TIM

Forward/Midfielder / Ht.: 6-1 / Wt.: 145 / Born: Feb. 22, 2000

	GP/GS	MIN	G	A	Pts	Y	R	W-L-T
2018	8/6	512	1	1	3	2	0	3-4-1

WEGERLE, ROY

Forward / Ht.: 5-11 / Wt.: 170 / Born: March 19, 1964

Year	GP/GS	MIN	G	A	Pts	Y	R	W-L-T
1992	4/3	315	1	1	3	0	0	2-1-1
1993	10/9	843	0	4	4	0	0	6-4-1
1994	7/0	173	1	0	2	0	0	2-2-3
1995	5/5	258	1	1	3	0	0	3-2-0
1997	3/3	242	2	1	5	1	0	2-0-1
1998	12/9	558	2	0	4	1	0	6-4-2
6 Year Totals	41/29	2389	7	7	21	2	0	20-13-8

WEST, BRIAN
Forward / Ht.: 5-9 / Wt.: 155 / Born: June 10, 1978

Year	GP/GS	MIN	G	A	Pts	Y	R	W-L-T
2000	1/0	2	0	0	0	0	0	0-1-0
2001	1/0	18	0	0	0	0	0	0-1-0
2002	5/0	90	0	1	1	0	0	4-0-1
3 Year Totals	7/0	110	0	1	1	0	0	4-2-1

WHITE, JEREMIAH
Midfielder / Ht.: 5-8 / Wt.: 155 / Born: April 3, 1982

Year	GP/GS	MIN	G	A	Pts	Y	R	W-L-T
2008	1/0	10	0	0	0	0	0	1-0-0

WILLIAMS, DANNY
Midfielder / Ht.: 5-10 / Wt.: 175 / Born: March 8, 1989

Year	GP/GS	MIN	G	A	Pts	Y	R	W-L-T
2011	4/3	207	0	0	0	0	0	2-2-0
2012	7/6	489	0	0	0	0	0	5-1-1
2013	1/1	57	0	0	0	0	0	0-1-0
2014	1/0	11	0	0	0	0	0	0-1-0
2015	6/3	327	2	4	4	3	0	3-2-1
2016	3/2	139	0	0	0	0	0	2-0-1
2017	1/1	90	0	0	0	0	0	0-0-1
7 Year Totals	23/17	1202	2	0	4	3	0	12-7-4

WILLIAMS, RICHIE
Midfielder / Ht.: 5-5 / Wt.: 145 / Born: June 3, 1970

Year	GP/GS	MIN	G	A	Pts	Y	R	W-L-T
1998	1/1	45	0	0	0	0	0	0-0-1
1999	7/6	564	0	0	0	2	0	5-1-1
2000	5/2	257	0	0	0	0	0	4-0-1
2001	4/2	134	0	0	0	0	0	0-3-1
2002	3/0	78	0	0	0	0	0	3-0-0
5 Year Totals	20/11	1078	0	0	0	2	0	12-4-4

WINDISCHMANN, MIKE
Defender / Ht.: 5-9 / Wt.: 172 / Born: Dec. 6, 1965

Year	GP/GS	MIN	G	A	Pts	Y	R	W-L-T
1984	2/2	160	0	0	0	0	0	0-0-2
1985	5/5	450	0	0	0	0	0	1-2-2
1986	2/1	110	0	0	0	0	0	0-0-2
1987	3/3	270	0	0	0	0	0	1-2-0
1988	5/5	410	0	0	0	0	0	1-2-2
1989	12/12	1080	0	0	0	0	0	6-3-3
1990	21/18	1750	0	0	0	1	0	8-10-3
7 Year Totals	50/46	4230	0	0	0	1	0	17-19-14

WINGERT, CHRIS
Defender / Ht.: 5-10 / Wt.: 155 / Born: June 16, 1982

Year	GP/GS	MIN	G	A	Pts	Y	R	W-L-T
2009	1/0	12	0	0	0	0	0	1-0-0

WOLFF, JOSH
Forward / Ht.: 5-8 / Wt.: 160 / Born: Feb. 25, 1977

Year	GP/GS	MIN	G	A	Pts	Y	R	W-L-T
1999	1/0	44	0	0	0	0	0	0-0-1
2000	2/1	110	1	0	2	0	0	1-0-1
2001	7/4	398	2	1	5	1	0	3-3-1
2002	10/6	497	3	2	8	2	0	5-3-2
2004	8/6	442	1	2	4	0	0	5-1-2
2005	10/7	542	2	0	4	0	0	6-1-3
2006	10/8	451	0	0	0	0	0	5-3-2
2007	1/1	69	0	0	0	0	0	0-1-0
2008	3/1	116	0	0	0	1	0	1-2-0
9 Year Totals	52/34	2669	9	5	23	4	0	26-14-12

WOLYNIEC, JOHN
Forward / Ht.: 6-1 / Wt.: 172 / Born: Jan. 24, 1977

Year	GP/GS	MIN	G	A	Pts	Y	R	W-L-T
------	-------	-----	---	---	-----	---	---	-------

2004	2/1	85	0	0	0	0	0	0-0-2
------	-----	----	---	---	---	---	---	-------

WONDOLOWSKI, CHRIS
Forward / Ht.: 6-0 / Wt.: 165 / Born: Jan. 28, 1983

Year	GP/GS	MIN	G	A	Pts	Y	R	W-L-T
2011	5/2	206	0	0	0	0	0	2-2-1
2012	3/1	94	0	0	0	0	0	2-0-1
2013	9/4	365	6	1	13	0	0	6-1-2
2014	8/4	300	3	1	7	0	0	3-2-3
2015	6/2	220	1	0	2	1	0	3-1-2
2016	4/2	122	1	1	3	1	0	3-1-0
6 Year Totals	35/15	1307	11	3	25	2	0	19-7-9

WOOD, BOBBY
Forward / Ht.: / Wt.: / Born:

Year	GP/GS	MIN	G	A	Pts	Y	R	W-L-T
2013	1/0	4	0	0	0	0	0	1-0-0
2014	4/0	165	0	0	0	0	0	0-2-2
2015	9/3	353	4	1	9	2	0	4-4-1
2016	15/14	1144	4	2	10	2	0	10-5-0
2017	7/6	463	2	0	4	0	0	2-2-3
2018	9/6	520	3	0	6	1	0	2-5-2
6 Year Totals	38/23	2186	11	3	25	5	0	17-16-5

WOODRING, PETER
Midfielder / Ht.: 5-11 / Wt.: 170 / Born: Feb. 5, 1968

Year	GP/GS	MIN	G	A	Pts	Y	R	W-L-T
1993	3/2	161	0	0	0	0	0	0-3-0

WOOTEN, ANDREW
Forward / Ht.: 6-1 / Wt.: 187 / Born: Sept. 30, 1989

Year	GP/GS	MIN	G	A	Pts	Y	R	W-L-T
2015	1/0	19	0	0	0	0	0	0-1-0

WYNALDA, ERIC
Forward / Ht.: 6-1 / Wt.: 172 / Born: June 9, 1969

Year	GP/GS	MIN	G	A	Pts	Y	R	W-L-T
1990	18/12	1040	5	1	11	0	1	7-9-2
1991	15/15	886	2	3	7	2	0	7-4-4
1992	7/7	559	5	1	11	0	0	3-3-1
1993	9/9	736	2	0	4	0	0	5-3-1
1994	8/3	435	1	1	3	0	0	2-3-3
1995	8/8	568	3	1	7	3	0	3-3-2
1996	13/13	1061	9	2	20	4	0	9-3-1
1997	11/11	990	4	2	10	1	0	3-2-6
1998	12/7	724	1	3	5	0	0	4-7-1
1999	1/1	59	1	0	2	0	0	0-1-0
2000	4/4	317	1	2	4	1	0	3-0-1
11 Year Totals	106/90	7375	34	16	84	11	1	46-38-22

WYNNE, MARVELL
Defender / Ht.: 5-9 / Wt.: 171 / Born: May 8, 1986

Year	GP/GS	MIN	G	A	Pts	Y	R	W-L-T
2007	1/1	90	0	0	0	0	0	0-1-0
2009	2/2	180	0	0	0	0	0	1-1-0
2010	1/1	90	0	0	0	0	0	0-1-0
2011	1/0	45	0	0	0	0	0	0-0-1
4 Year Totals	5/4	405	0	0	0	0	0	1-3-1

YEDLIN, DeANDRE
Defender / Ht.: 5-8 / Wt.: 150 / Born: July 9, 1993

Year	GP/GS	MIN	G	A	Pts	Y	R	W-L-T
2014	10/2	409	0	1	1	1	0	3-3-4
2015	19/10	1185	0	5	5	5	0	9-6-4
2016	14/11	1054	0	0	0	3	1	8-5-1
2017	6/6	539	0	1	1	1	0	2-1-3
2018	8/5	455	0	0	0	2	0	2-4-2
2019	5/3	250	0	0	0	0	0	3-1-1
6 Year Totals	62/37	3892	0	7	7	12	1	27-20-15

YUEILL, JACKSON
Midfielder / Ht.: 5-10 / Wt.: 160 / Born: March 19, 1997

Year	GP/GS	MIN	G	A	Pts	Y	R	W-L-T
------	-------	-----	---	---	-----	---	---	-------

2019 6/5 420 0 0 0 0 0 3-2-1

ZARDES, GYASI

Forward / Ht.: 6-2 / Wt.: 165 / Born: Sept. 2, 1991

GP/GS	MIN	G	A	Pts	Y	R	W-L-T
19/16	1403	3	4	10	0	0	10-6-3
2016	12/11	882	3	3	9	0	8-4-0
2017	6/2	231	0	1	1	1	5-0-1
2018	3/2	145	0	0	0	0	1-1-1
2019	15/10	884	6	1	13	0	9-4-2
5 Year Totals	55/41	3530	12	9	33	0	33-15-7

ZAVAGNINI, KERRY

Midfielder / Ht.: 5-10 / Wt.: 170 / Born: July 2, 1974

GP/GS	MIN	G	A	Pts	Y	R	W-L-T
2000	1/1	90	0	0	0	1	1-0-0
2001	1/0	20	0	0	0	0	1-0-0
2004	8/5	451	0	1	1	0	6-0-2
2005	5/4	321	0	0	0	0	3-1-1
2006	6/5	419	0	0	0	1	4-1-1
5 Year Totals	21/15	1301	0	1	2	0	15-2-4

ZIMMERMAN, WALKER

Defender / Ht.: 6-3 / Wt.: 185 / May 19, 1993

GP/GS	MIN	G	A	Pts	Y	R	W-L-T
2017	1/1	90	0	0	0	0	1-0-0
2018	2/2	180	1	0	2	0	1-0-1
2019	7/6	553	1	0	2	0	5-2-0
3 Year Totals	10/9	823	2	0	4	0	7-2-1

ZIZZO, SAL

Forward / Ht.: 5-11 / Wt.: 165 / Born: April 3, 1987

GP/GS	MIN	G	A	Pts	Y	R	W-L-T
2007	1/0	15	0	0	0	0	0-1-0

ZUSI, GRAHAM

Midfielder / Ht.: 5-10 / Wt.: 160 / Born: Aug. 18, 1986

GP/GS	MIN	G	A	Pts	Y	R	W-L-T
2012	6/5	394	1	1	3	2	6-0-0
2013	12/9	728	2	2	6	2	7-3-2
2014	10/8	603	0	3	3	0	6-2-2
2015	4/3	198	0	0	0	0	3-0-1
2016	10/5	430	2	0	4	0	7-3-0
2017	13/10	878	0	1	1	0	6-1-6
6 Year Totals	55/40	3231	3	7	16	4	28-6-11

Goalkeepers

BINGHAM, DAVID

Goalkeeper / Ht.: 6-2 / Wt.: 185 / Oct. 19, 1989

GP/GS	MIN	GF	GA	SO	GAA	W-L-T	Y	R	
2016	2/1	135	1	1	1	0.67	1-0-1	0	0
2017	1/0	45	1	0	0	0.00	1-0-0	0	0
2 Year Totals	3/1	270	2	1	1	0.33	2-0-1	0	0

BONO, ALEX

Goalkeeper / Ht.: 6-3 / Wt.: 195 / April 25, 1994

GP/GS	MIN	GF	GA	SO	GAA	W-L-T	Y	R	
2018	1/1	90	3	0	1	0.00	1-0-0	0	0

BUSCH, JON

Goalkeeper / Ht.: 5-10 / Wt.: 165 / Born: Aug. 18, 1976

GP/GS	MIN	GF	GA	SO	GAA	W-L-T	Y	R	
2005	1/1	90	3	0	1	0.00	1-0-0	0	0

CANNON, JOE

Goalkeeper / Ht.: 6-2 / Wt.: 190 / Born: Jan. 1, 1975

GP/GS	MIN	GF	GA	SO	GAA	W-L-T	Y	R	
2003	1/0	45	1	0	0	0.00	1-0-0	0	0
2005	1/1	45	1	0	0	0.00	1-0-0	0	0
2 Year Totals	2/1	90	2	0	0	0.00	2-0-0	0	0

DODD, MARK

Goalkeeper / Ht.: 6-2 / Wt.: 180 / Born: Sept. 14, 1965

GP/GS	MIN	GF	GA	SO	GAA	W-L-T	Y	R	
1988	3/3	270	3	3	2	1.00	2-1-0	0	0
1990	3/3	270	3	0	3	0.00	1-0-2	0	0
1991	1/1	90	1	0	1	1.00	1-0-0	0	0

1992	4/3	296	1	5	1	1.52	0-3-1	0	0
1996	1/1	90	1	4	0	4.00	0-1-0	0	0
1997	3/2	225	2	4	0	1.60	0-1-1	0	0
6 Year Totals	15/13	1241	11	16	7	1.16	4-6-4	0	0

FEUER, IAN

Goalkeeper / Ht.: 6-6 / Wt.: 210 / Born: May 20, 1971

GP/GS	MIN	GF	GA	SO	GAA	W-L-T	Y	R	
1992	1/0	19	0	1	0	4.74	0-0-0	0	0

FRIEDEL, BRAD

Goalkeeper / Ht.: 6-4 / Wt.: 202 / Born: May 18, 1971

GP/GS	MIN	GF	GA	SO	GAA	W-L-T	Y	R	
1992	1/1	90	2	0	1	0.00	1-0-0	0	0
1993	16/15	1395	18	18	5	1.16	3-6-7	1	0
1994	10/10	857	10	12	2	1.26	1-3-5	1	0
1995	9/9	765	5	11	2	1.29	1-5-2	0	0
1996	7/7	630	12	11	0	1.57	3-2-2	1	0
1997	10/10	783	8	8	3	0.92	3-4-3	0	0
1998	4/4	360	6	2	2	0.50	3-1-0	0	0
1999	3/2	225	4	0	2	0.00	2-0-0	0	0
2000	6/6	570	15	4	3	0.63	3-0-3	0	0
2001	6/6	540	8	7	2	1.17	3-2-1	1	0
2002	9/9	720	10	11	1	1.37	3-4-1	1	0
2004	1/1	90	1	0	1	0.00	1-0-0	0	0
12 Year Totals	82/80	7025	99	84	24	1.08	27-27-24	5	0

GUZAN, BRAD

Goalkeeper / Ht.: 6-4 / Wt.: 210 / Born: Sept. 9, 1984

GP/GS	MIN	GF	GA	SO	GAA	W-L-T	Y	R	
2006	1/1	79	4	0	0	0.00	1-0-0	0	0
2007	3/1	180	1	1	0	0.50	1-1-0	0	0
2008	7/5	540	14	4	4	0.67	4-2-0	0	0
2009	4/4	360	6	6	1	1.50	1-2-1	0	0
2010	4/3	315	3	4	2	1.14	1-1-1	0	0
2012	1/0	20	0	0	0	0.00	0-0-0	0	0
2013	4/3	315	5	5	2	1.43	2-1-1	0	0
2014	4/3	270	4	4	0	1.33	2-1-1	0	0
2015	13/13	1230	33	18	3	1.32	8-3-2	0	0
2016	12/11	996	25	13	6	1.17	8-4-0	1	0
2017	5/5	450	8	6	0	1.20	2-0-3	0	0
2018	2/2	180	1	4	0	2.00	0-1-1	0	0
2019	4/4	360	16	2	2	0.50	3-0-1	0	0
13 Year Totals	64/55	5295	120	67	20	1.13	33-17-10	1	0

HAHNEMANN, MARCUS

Goalkeeper / Ht.: 6-3 / Wt.: 215 / Born: June 15, 1972

GP/GS	MIN	GF	GA	SO	GAA	W-L-T	Y	R	
1994	3/3	249	4	2	0	0.72	1-1-1	0	0
2003	1/1	45	1	1	0	2.00	0-0-0	0	0
2005	2/2	180	4	1	1	0.50	1-0-1	0	0
2007	1/1	45	0	0	0	0.00	0-0-0	0	0
2010	1/0	45	1	0	0	0.00	0-0-0	0	0
2011	1/1	45	0	1	0	2.00	0-1-0	0	0
6 Year Totals	9/8	569	10	5	1	0.79	2-2-2	0	0

HAMID, BILL

Goalkeeper / Ht.: 6-3 / Wt.: 225 / Born: Nov. 25, 1990

GP/GS	MIN	GF	GA	SO	GAA	W-L-T	Y	R	
2012	1/1	90	1	0	1	0.00	1-0-0	0	0
2014	1/1	90	1	4	0	4.00	0-1-0	0	0
2017	2/1	135	3	0	1	0.00	1-0-0	0	0
2018	2/2	135	1	2	0	1.33	0-1-1	0	0
4 Year Totals	6/5	440	6	6	1	1.23	2-2-1	0	0

HARTMAN, KEVIN

Goalkeeper / Ht.: 6-1 / Wt.: 174 / Born: May 25, 1974

GP/GS	MIN	GF	GA	SO	GAA	W-L-T	Y	R	
1999	1/0	45	1	1	0	2.00	0-0-1	0	0
2004	1/0	45	1	1	0	2.00	0-0-1	0	0
2005	1/0	45	0	0	0	0.00	0-0-0	0	0
2006	2/2	180	8	2	1	1.00	2-0-0	0	0
4 Year Totals	5/2	315	10	4	1	1.14	2-0-2	0	0

HORVATH, ETHAN

Goalkeeper / Ht.: 6-4 / Wt.: 185 / Born: June 9, 1995

GP/GS	MIN	GF	GA	SO	GAA	W-L-T	Y	R	
2016	1/1	90	2	0	1	0.00	1-0-0	0	0

2017	1/1	45	1	1	0	2.00	0-0-1	0	0
2018	1/1	90	0	1	0	1.00	0-1-0	0	0
2019	1/1	90	1	1	0	1.00	0-0-1	0	0
4 Year Totals	4/4	315	4	3	1	0.85	1-1-2	0	0

HOWARD, TIM

Goalkeeper / Ht.: 6-3 / Wt.: 210 / Born: March 6, 1979

	GP/GS	MIN	GF	GA	SO	GAA	W-L-T	Y	R
2002	2/2	135	2	0	1	0.00	2-0-0	1	0
2003	7/7	585	6	5	2	0.77	2-3-2	0	0
2004	3/3	270	7	1	2	0.33	2-0-1	0	0
2005	2/2	180	2	3	1	1.50	1-1-0	0	0
2006	2/1	135	3	0	1	0.00	2-0-0	0	0
2007	10/10	810	19	9	3	1.00	8-2-0	1	0
2008	9/9	720	16	4	5	0.50	5-1-2	1	0
2009	13/13	1170	22	20	4	1.54	7-5-2	1	0
2010	9/9	750	12	13	1	1.56	3-3-3	0	0
2011	15/15	1350	15	18	5	1.20	6-7-2	0	0
2012	12/12	1060	21	13	4	1.10	7-2-3	0	0
2013	12/12	1035	20	14	5	1.22	7-3-1	1	0
2014	8/8	705	10	9	1	1.15	3-3-1	0	0
2015	2/2	180	0	1	1	0.50	0-1-1	0	0
2016	5/4	354	5	4	1	1.02	1-2-0	0	0
2017	10/10	900	21	7	5	0.70	6-2-2	1	0
16 Year Totals	121/119	10339	181	121	42	1.05	62-35-20	6	0

JOHNSON, SEAN

Goalkeeper / Ht.: 6-4 / Wt.: 220 / Born: May 31, 1989

	GP/GS	MIN	GF	GA	SO	GAA	W-L-T	Y	R
2011	1/0	45	1	1	0	2.00	0-0-1	0	0
2012	1/0	45	0	0	0	0.00	0-0-0	0	0
2013	2/2	180	1	0	2	0.00	1-0-1	0	0
2015	1/0	45	0	0	0	0.00	0-0-0	0	0
2019	3/2	196	4	0	2	0.00	2-0-0	0	0
5 Year Totals	8/4	511	6	2	4	0.35	3-0-2	0	0

KELLER, KASEY

Goalkeeper / Ht.: 6-2 / Wt.: 180 / Born: Nov. 29, 1969

	GP/GS	MIN	GF	GA	SO	GAA	W-L-T	Y	R
1990	6/5	450	12	4	0	0.80	4-0-1	1	0
1992	1/1	90	0	1	0	1.00	0-1-0	0	0
1995	4/4	360	10	5	2	1.25	3-1-0	1	0
1996	7/7	630	13	3	5	0.43	6-1-0	1	0
1997	6/6	540	9	6	3	1.00	2-1-3	0	0
1998	10/10	900	7	9	5	0.90	3-5-2	0	0
1999	5/5	411	3	3	1	0.66	2-3-0	0	0
2000	7/7	630	10	5	4	0.71	3-2-2	0	0
2001	4/4	360	3	1	3	0.25	2-1-1	0	0
2002	10/8	802	17	7	5	0.79	6-2-1	1	0
2003	7/7	630	17	4	5	0.57	6-1-0	0	0
2004	8/8	720	17	6	3	0.75	4-1-3	0	0
2005	14/14	1290	23	8	8	0.56	9-2-3	0	0
2006	7/7	585	4	11	1	1.69	1-4-1	1	0
2007	6/5	495	8	8	2	1.45	2-2-1	0	0
15 Year Totals	102/99	8893	153	81	47	0.82	53-27-18	4	0

MEOLA, TONY

Goalkeeper / Ht.: 6-1 / Wt.: 205 / Born: Feb. 21, 1969

	GP/GS	MIN	GF	GA	SO	GAA	W-L-T	Y	R
1988	1/1	90	0	1	0	1.00	0-1-0	0	0
1989	7/6	585	7	1	5	0.15	4-0-2	0	0
1990	15/14	1260	14	27	1	1.93	11-0-0	0	0
1991	16/16	1440	21	13	6	0.81	7-4-5	0	0
1992	16/16	1395	18	20	4	1.29	5-7-3	0	0
1993	18/18	1588	25	24	7	1.36	7-7-3	0	0
1994	14/14	1260	15	13	4	0.93	5-4-5	0	0
1999	3/3	197	3	1	2	0.46	1-0-1	0	0
2000	4/4	360	9	2	2	0.50	3-0-1	0	0
2001	3/3	270	3	4	0	1.33	1-2-0	0	0
2002	2/1	128	4	0	1	0.00	1-0-0	0	0
2006	1/1	90	1	1	0	1.00	0-0-1	0	0
12 Year Totals	100/97	8663	120	107	32	1.13	37-32-21	0	0

PERKINS, TROY

Goalkeeper / Ht.: 6-2 / Wt.: 190 / Born: July 20, 1981

	GP/GS	MIN	GF	GA	SO	GAA	W-L-T	Y	R
2009	6/6	570	13	8	3	1.26	5-1-0	0	0
2010	1/1	90	1	3	0	3.00	0-1-0	0	0

2 Year Totals	7/7	660	14	11	3	1.50	5-2-0	0	0
----------------------	------------	------------	-----------	-----------	----------	-------------	--------------	----------	----------

PRESTHUS, TOM

Goalkeeper / Ht.: 6-4 / Wt.: 205 / Born: April 5, 1975

	GP/GS	MIN	GF	GA	SO	GAA	W-L-T	Y	R
1999	1/0	45	2	1	0	2.00	1-0-0	0	0

REIS, MATT

Goalkeeper / Ht.: 6-1 / Wt.: 196 / Born: March 28, 1975

	GP/GS	MIN	GF	GA	SO	GAA	W-L-T	Y	R
2006	1/1	90	0	0	1	0.00	0-0-1	0	0
2007	1/1	90	3	1	0	1.00	1-0-0	0	0
2 Year Totals	2/2	180	3	1	1	0.50	1-0-1	0	0

RIMANDO, NICK

Goalkeeper / Ht.: 5-11 / Wt.: 180 / Born: June 17, 1979

	GP/GS	MIN	GF	GA	SO	GAA	W-L-T	Y	R
2002	1/0	45	1	0	0	0.00	0-0-0	0	0
2003	2/1	135	3	0	1	0.00	1-0-0	0	0
2010	1/1	90	2	1	0	1.00	1-0-0	0	0
2011	1/1	45	0	0	0	0.00	0-0-0	0	0
2012	1/1	45	1	0	0	0.00	1-0-0	0	0
2013	6/6	540	25	4	2	0.67	6-0-0	0	0
2014	4/3	315	5	3	1	0.86	1-0-2	0	0
2015	5/5	315	7	6	0	1.71	1-2-0	0	0
2017	1/1	90	0	0	1	0.00	0-0-1	0	0
9 Year Totals	22/19	1620	44	14	5	0.78	11-2-3	0	0

ROBLES, LUIS

Goalkeeper / Ht.: 6-1 / Wt.: 180 / Born: May 11, 1984

	GP/GS	MIN	GF	GA	SO	GAA	W-L-T	Y	R
2009	1/1	90	2	2	0	2.00	0-0-1	0	0
2016	1/1	90	3	2	0	2.00	1-0-0	0	0
2017	1/1	45	0	0	0	0.00	0-0-0	0	0
3 Year Totals	3/3	225	5	4	1	1.60	1-0-1	0	0

SOMMER, JUERGEN

Goalkeeper / Ht.: 6-5 / Wt.: 215 / Born: Feb. 27, 1969

	GP/GS	MIN	GF	GA	SO	GAA	W-L-T	Y	R
1994	2/0	43	1	1	0	2.09	0-1-0	0	0
1995	2/1	128	5	2	0	1.41	1-0-1	0	0
1996	1/1	90	2	1	0	1.00	0-1-0	0	0
1997	2/0	72	3	3	0	3.75	0-0-0	0	0
1998	1/1	90	2	2	0	2.00	0-0-1	0	0
5 Year Totals	8/3	423	13	9	0	1.91	1-2-2	0	0

STANISIC, SCOOP

Goalkeeper / Ht.: 6-2 / Wt.: 180 / Born: March 3, 1963

	GP/GS	MIN	GF	GA	SO	GAA	W-L-T	Y	R
1993	1/1	90	2	2	0	2.00	0-0-1	0	0

STEFFEN, ZACK

Goalkeeper / Ht.: 6-3 / Wt.: 190 / Born: April 2, 1995

	GP/GS	MIN	GF	GA	SO	GAA	W-L-T	Y	R
2018	6/5	495	5	7	2	1.27	2-2-1	0	0
2019	11/11	884	17	11	4	1.12	6-5-0	0	0
2 Year Totals	17/16	1379	22	18	6	1.17	8-7-1	0	0

THORNTON, ZACH

Goalkeeper / Ht.: 6-3 / Wt.: 210 / Born: Oct. 10, 1973

	GP/GS	MIN	GF	GA	SO	GAA	W-L-T	Y	R
1994	1/0	21	0	0	0	0.00	0-0-0	0	0
1998	1/1	90	0	0	1	0.00	0-0-1	0	0
1999	4/3	253	5	3	0	1.07	1-1-0	0	0
2001	2/2	180	0	1	1	0.50	0-1-1	0	0
4 Year Totals	8/6	544	5	4	2	0.66	1-2-2	0	0

WALKER, JONNY

Goalkeeper / Ht.: 6-3 / Wt.: 180 / Born: Sept. 13, 1974

	GP/GS	MIN	GF	GA	SO	GAA	W-L-T	Y	R
2004	3/3	225	2	1	1	0.40	1-0-1	0	0

WELLS, ZACH

Goalkeeper / Ht.: 6-2 / Wt. 185 / Born: Feb. 26, 1981

	GP/GS	MIN	GF	GA	SO	GAA	W-L-T	Y	R
2006	1/0	11	0	0	0	0.00	0-0-0	0	0

YARBROUGH, WILLIAM

Goalkeeper / Ht.: 6-2 / Wt. 160 / Born: March 20, 1989

	GP/GS	MIN	GF	GA	SO	GAA	W-L-T	Y	R
2015	2/0	90	2	1	0	1.00	1-0-0	0	0
2016	1/1	45	1	0	0	0.00	0-0-0	0	0
2 Year Totals	3/1	135	3	1	0	0.66	1-0-0	0	0

YELDELL, DAVID

Goalkeeper / Ht.: 6-4 / Wt.: 185 / Born: Oct. 1, 1981

	GP/GS	MIN	GF	GA	SO	GAA	W-L-T	Y	R
2011	1/0	45	0	0	0	0.00	0-0-0	0	0

Key: A = assists; G = goals; GAA = Goals against average; GP/GS = games played/games started; MIN = minutes; Pts = point totals (based on two points per goal, one per assist); R = red card; W-L-T = won-loss-tied record with player in line-up; Y = yellow card

U.S. Men's National Team All-Time Leaders

APPEARANCES

Name	Caps	Goals	Years
1. Jones, Cobi	164	15	1992-2004
2. Donovan, Landon	157	57	2000-2014
3. Michael Bradley	151	17	2006-2019
4. Dempsey, Clint	141	57	2004-2017
5. Agoos, Jeff	134	4	1988-2003
6. Balboa, Marcelo	127	13	1988-2000
7. Beasley, DaMarcus	126	17	2001-2017
8. Howard, Tim	121	0	2002-2017
9. Altidore, Jozy	115	42	2007-2019
10. Reyna, Claudio	112	8	1994-2006
11. Bocanegra, Carlos	110	14	2001-2012
Caligiuri, Paul	110	5	1984-1997
13. Wynalda, Eric	106	34	1990-2000
14. Keller, Kasey	102	0	1990-2007
15. Stewart, Earnie	101	17	1990-2004
16. Meola, Tony	100	0	1988-2006
Moore, Joe-Max	100	24	1992-2002
18. Lalas, Alexi	96	9	1991-1998
19. McBride, Brian	95	30	1993-2006
20. Harkes, John	90	6	1987-2000
21. Cherundolo, Steve	87	2	1999-2012
22. Hejduk, Frankie	85	7	1996-2009
Murray, Bruce	85	21	1985-1993
24. Friedel, Brad	82	0	1992-2004
Lewis, Eddie	82	10	1996-2008
Pope, Eddie	82	8	1996-2006

GAMES STARTED

Name	Starts	Caps	Years
1. Donovan, Landon	142	157	2000-2014
2. Michael Bradley	141	151	2006-2019
3. Agoos, Jeff	124	134	1988-2003
4. Dempsey, Clint	123	141	2004-2017
5. Howard, Tim	119	121	2002-2017
6. Balboa, Marcelo	117	127	1988-2000
7. Jones, Cobi	109	164	1992-2004
8. Bocanegra, Carlos	105	110	2001-2012
9. Beasley, DaMarcus	100	126	2001-2017
10. Keller, Kasey	99	102	1990-2007
11. Altidore, Jozy	97	115	2007-2019
Meola, Tony	97	100	1988-2006
13. Reyna, Claudio	94	112	1994-2006
14. Caligiuri, Paul	93	110	1984-1997
15. Wynalda, Eric	90	106	1990-2000
16. Harkes, John	89	90	1987-2000
17. Lalas, Alexi	87	96	1991-1998
18. Cherundolo, Steve	83	87	1999-2012
19. Pope, Eddie	82	82	1996-2006
20. Friedel, Brad	80	82	1992-2004
21. Stewart, Earnie	77	101	1990-2004
22. Dooley, Thomas	76	81	1992-1999
McBride, Brian	76	95	1993-2006
Murray, Bruce	76	85	1985-1993
25. Armstrong, Desmond	73	81	1987-1994
26. Ramos, Tab	70	81	1988-2000
Moore, Joe-Max	67	100	1992-2002
Perez, Hugo	66	73	1984-1994
Hejduk, Frankie	64	85	1996-2009
Henderson, Chris	64	79	1990-2001
Onyewu, Oguchi	62	69	2004-2014
Jones, Jermaine	62	67	2010-2016
Armas, Chris	61	66	1998-2005
Mike Burns	60	75	1992-1998

GOAL SCORERS

	Name	Goals	Caps	Years
1.	Dempsey, Clint	57	141	2004-2017
	Donovan, Landon	57	157	2000-2014
3.	Altidore, Jozy	42	115	2007-2019
4.	Wynalda, Eric	34	106	1990-2000
5.	McBride, Brian	30	95	1993-2006
6.	Moore, Joe-Max	24	100	1992-2002
7.	Murray, Bruce	21	85	1985-1993
8.	Johnson, Eddie	19	63	2004-2014
9.	Beasley, DaMarcus	17	123	2001-2015
	Bradley, Michael	17	151	2006-2019
	Stewart, Earnie	17	101	1990-2004
12.	Jones, Cobi	15	164	1992-2004
13.	Bocanegra, Carlos	14	110	2001-2012
	Pulisic, Christian	14	34	2016-2019
15.	Balboa, Marcelo	13	127	1988-2000
	Perez, Hugo	13	73	1984-1994
	Wood, Bobby	13	45	2013-2018
18.	Klopas, Frank	12	40	1988-1995
	Mathis, Clint	12	46	1998-2005
	Zardes, Gyasi	12	55	2015-2019
21.	Ching, Brian	11	45	2003-2010
	Vermes, Peter	11	66	1988-1997
	Wondolowski, Chris	11	35	2011-2016
24.	Lewis, Eddie	10	82	1996-2008
	Morris, Jordan	10	39	2014-2019
26.	Kinnear, Dominic	9	54	1990-1994
	Kirovski, Jovan	9	62	1994-2004
	Lalas, Alexi	9	96	1991-1998
	Millar, Peter	9	13	1968-1972
	Roy, Willy	9	20	1965-1973
	Wolff, Josh	9	52	1999-2008

ASSISTS

	Name	Assists	Caps	Years
1.	Donovan, Landon	58	157	2000-2014
2.	Bradley, Michael	23	151	2006-2019
	Jones, Cobi	22	164	1992-2004
4.	Dempsey, Clint	21	141	2004-2017
5.	Reyna, Claudio	19	112	1994-2006
6.	Lewis, Eddie	16	80	1996-2008
	Wynalda, Eric	16	106	1990-2000
8.	Altidore, Jozy	14	115	2007-2019
	Moore, Joe-Max	14	100	1992-2002
	Ramos, Tab	14	81	1988-2000
11.	Beasley, DaMarcus	13	126	2001-2015
12.	Harkes, John	11	90	1987-2000
	Lalas, Alexi	11	96	1991-1998
14.	Cherundolo, Steve	10	87	1999-2012
	Henderson, Chris	10	79	1990-2001
	Johnson, Fabian	11	57	2011-2017
17.	McBride, Brian	10	95	1993-2006
	Stewart, Earnie	10	101	1990-2004

Goalkeepers

APPEARANCES

Names	Caps	Starts	Years
1. Howard, Tim	121	119	2002-2017
2. Keller, Kasey	102	99	1990-2007
3. Meola, Tony	100	97	1988-2006
4. Friedel, Brad	82	79	1992-2004
5. Guzan, Brad	64	55	2006-2019

WINS

Names	Wins	Caps	Years
1. Howard, Tim	63	121	2002-2017
2. Keller, Kasey	53	102	1990-2007
3. Meola, Tony	37	100	1988-2006
4. Guzan, Brad	33	64	2006-2019
5. Friedel, Brad	27	82	1992-2004
6. Rimando, Nick	11	21	2002-2014

SHUTOUTS

Names	SO	Caps	Years
1. Keller, Kasey	47	102	1990-2007
2. Howard, Tim	42	121	2002-2017
3. Meola, Tony	32	100	1988-2006
4. Friedel, Brad	24	82	1992-2004
5. Guzan, Brad	20	64	2006-2019

U.S. Soccer Attendance Records

U.S. Men's National Team Year-by-Year Attendance

Year	— HOME —			— AWAY —			— TOTALS —		
	Games	Total	Average	Games	Total	Average	Games	Total	Average
1990	11	181,942	16,540	11	190,316	17,301	22	372,258	16,921
1991	14	328,819	23,487	3	37,000	12,333	17	365,819	21,519
1992	12	273,199	22,767	9	272,000	30,222	21	545,199	25,962
1993	23	402,680	17,508	11	404,548	36,777	34	807,228	23,742
1994	21	647,417	30,829	6	118,084	19,681	27	765,501	28,352
1995	6	127,192	21,199	8	114,200	14,275	14	241,392	17,242
1996	12	428,824	35,735	4	58,035	14,509	16	486,859	30,429
1997	11	331,773	30,161	7	284,266	40,609	18	616,039	34,224
1998	11	309,747	28,159	5	160,209	32,042	16	469,956	29,372
1999	5	156,754	31,351	8	358,000	44,750	13	514,754	39,596
2000	12	424,036	35,336	5	57,000	11,400	17	481,036	28,296
2001	9	254,781	28,309	6	268,256	44,709	15	523,037	34,869
2002	12	349,245	29,104	8	291,776	36,472	20	641,021	32,051
2003	12	255,010	21,251	4	83,456	20,864	16	338,466	21,154
2004	9	178,569	19,841	6	116,967	19,495	15	295,536	19,702
2005	14	336,518	24,037	6	228,708	38,118	20	565,226	28,261
2006	8	162,876	20,360	5	216,895	43,379	13	379,771	29,213
2007	12	387,344	32,279	6	164,148	27,358	18	551,492	30,638
2008	7	216,187	30,884	7	161,733	23,105	14	377,920	26,994
2009	12	394,541	32,878	12	403,056	33,588	24	797,597	33,233
2010	7	249,730	35,676	7	259,652	37,093	14	509,382	36,384
2011	14	563,668	40,262	3	100,104	33,368	17	663,772	39,045
2012	6	199,259	33,210	8	178,447	22,306	14	377,706	26,979
2013	15	507,041	33,803	8	253,163	31,645	23	760,204	33,052
2014	7	240,619	34,374	8	244,768	30,596	15	485,387	32,359
2015	14	504,703	36,050	6	148,182	24,697	20	652,885	32,644
2016	14	415,903	29,707	5	74,713	18,678	19	490,616	27,256
2017	14	552,113	29,059	5	152,431	30,486	19	552,113	29,059
2018	7	169,087	31,026	4	172,196	43,049	11	341,283	31,026
2019	16	372,872	23,304	2	19,092	9,546	18	391,964	21,776
Last 30 Years	347	9,922,449	28,594	193	5,247,682	27,190	540	15,170,131	28,092

All-Time Largest Men's Soccer Crowds in the United States

Date	Teams	Venue	Attendance
Aug. 2, 2014	Manchester United 3, Real Madrid 1	Michigan Stadium (Ann Arbor, Mich.)	109,318
July 30, 2016	Real Madrid 3, Chelsea 2	Michigan Stadium (Ann Arbor, Mich.)	105,826
Aug. 11, 1984	France 2, Brazil 0 (o)	Rose Bowl (Pasadena, Calif.)	101,799
Aug. 10, 1984	Yugoslavia 2, Italy 1 (o)	Rose Bowl (Pasadena, Calif.)	100,374
Aug. 6, 1984	France 4, Yugoslavia 2 (o)	Rose Bowl (Pasadena, Calif.)	97,451
July 17, 1994	Brazil 0, Italy 0 (3-2 pk) (wc)	Rose Bowl (Pasadena, Calif.)	94,194
June 26, 1994	USA 0, Romania 1 (wc)	Rose Bowl (Pasadena, Calif.)	93,869
Oct. 10, 2015	USA 2, Mexico 3 (aet) (cc)	Rose Bowl (Pasadena, Calif.)	93,723
June 22, 1994	USA 2, Colombia 1 (wc)	Rose Bowl (Pasadena, Calif.)	93,689
June 25, 2011	USA 2, Mexico 4 (gc)	Rose Bowl (Pasadena, Calif.)	93,420
June 19, 1994	Cameroon 2, Sweden 2 (wc)	Rose Bowl (Pasadena, Calif.)	93,194
Aug. 1, 2009	LA Galaxy 1, Barcelona 2	Rose Bowl (Pasadena, Calif.)	93,137
June 16, 1996	USA 2, Mexico 2	Rose Bowl (Pasadena, Calif.)	92,216
	LA Galaxy 3, Tampa Bay 2 (so-MLS)	Rose Bowl (Pasadena, Calif.)	92,216
July 13, 1994	Sweden 0, Brazil 1 (wc)	Rose Bowl (Pasadena, Calif.)	91,856
June 18, 1994	Colombia 1, Romania 3 (wc)	Rose Bowl (Pasadena, Calif.)	91,586
Feb. 10, 1999	Argentina 1, Mexico 0	L.A. Coliseum (Los Angeles, Calif.)	91,585
July 16, 1994	Sweden 4, Bulgaria 0 (wc)	Rose Bowl (Pasadena, Calif.)	91,500
Feb. 15, 1998	USA 0, Mexico 1 (gc)	L.A. Coliseum (Los Angeles, Calif.)	91,255
June 4, 1994	USA 1, Mexico 0	Rose Bowl (Pasadena, Calif.)	91,123
March 3, 2010	Mexico 2, New Zealand 0	Rose Bowl (Pasadena, Calif.)	90,526
July 3, 1994	Romania 3, Argentina 2 (wc)	Rose Bowl (Pasadena, Calif.)	90,469
Aug. 10, 2005	Chivas USA 0, LA Galaxy 1	L.A. Coliseum (Los Angeles, Calif.)	88,816
	Guadalajara 1, Club America 2	L.A. Coliseum (Los Angeles, Calif.)	88,816
	USA 3, Guatemala 1 (gc)	L.A. Coliseum (Los Angeles, Calif.)	88,125
Jan. 21, 1996	Mexico 1, Brazil 0 (gc)	L.A. Coliseum (Los Angeles, Calif.)	88,125
July 27, 2016	Paris Saint-Germain 3, Real Madrid 1	Ohio Stadium (Columbus, Ohio)	86,641
Aug. 3, 1996	Nigeria 3, Argentina 2 (o)	Sanford Stadium (Athens, Ga.)	86,117
July 19, 2009	Mexico 4, Haiti 0 (gc)	Cowboys Stadium (Arlington, Texas)	85,000
	Guadeloupe, Costa Rica (gc)	Cowboys Stadium (Arlington, Texas)	85,000
July 4, 1994	USA 0, Brazil 1 (wc)	Stanford Stadium (Palo Alto, Calif.)	84,177
July 20, 1996	USA 1, Argentina 3 (o) +	Legion Field (Birmingham, Ala.)	83,810
Aug. 8, 1984	Brazil 2, Italy 1 (o)	Stanford Stadium (Palo Alto, Calif.)	83,642
July 10, 1994	Sweden 2, Romania 2 (5-4 pk) (wc)	Stanford Stadium (Palo Alto, Calif.)	83,500
June 26, 1994	Switzerland 0, Colombia 2 (wc)	Stanford Stadium (Palo Alto, Calif.)	83,401
June 24, 1994	Brazil 3, Cameroon 0 (wc)	Stanford Stadium (Palo Alto, Calif.)	83,401
Aug. 3, 2016	Real Madrid 1, Bayern Munich 0	MetLife Stadium (E. Rutherford, N.J.)	82,012
July 30, 2011	Manchester United 2, Barcelona 1	FedEx Field (Landover, Md.)	81,807
July 24, 2013	USA 3, Honduras 1 (gc)	Cowboys Stadium (Arlington, Texas)	81,410
July 21, 2009	Chelsea 2, Inter Milan 0	Rose Bowl (Pasadena, Calif.)	81,224
June 20, 1994	Brazil 2, Russia 0 (wc)	Stanford Stadium (Palo Alto, Calif.)	81,061
June 5, 2011	Mexico 5, El Salvador 0 (gc)	Cowboys Stadium (Arlington, Texas)	80,108
July 26, 2009	Mexico 5, USA 0 (gc)	Giants Stadium (East Rutherford, N.J.)	79,156
July 31, 2003	Manchester United 4, Juventus 1	Giants Stadium (East Rutherford, N.J.)	79,005
Aug. 12, 2006	Barcelona 4, New York Red Bulls 1	Giants Stadium (East Rutherford, N.J.)	79,002
March 26, 2011	USA 1, Argentina 1	New Meadowlands Stadium (East Rutherford, N.J.)	78,936
June 18, 2011	Mexico 2, Guatemala 1	New Meadowlands Stadium (East Rutherford, N.J.)	78,807
June 8, 2008	USA 0, Argentina 0	Giants Stadium (East Rutherford, N.J.)	78,682
July 31, 1996	Nigeria 4, Brazil 3 (ot) (o)	Sanford Stadium (Athens, Ga.)	78,587
July 14, 1996	MLS All-Star / FIFA World All-Star Game	Giants Stadium (East Rutherford, N.J.)	78,416
July 29, 1984	USA 3, Costa Rica 0 (o)	Stanford Stadium (Palo Alto, Calif.)	78,265
July 30, 1996	Argentina 2, Portugal 0 (o)	Sanford Stadium (Athens, Ga.)	78,212

All-Time Largest Crowds in U.S. Men's National Team History at Home

Date	Opponent	Score	Venue	Attendance
June 26, 1994	Romania (wc)	0-1 L	Rose Bowl (Pasadena, Calif.)	93,869
Oct. 10, 2015	Mexico (cc)	2-3 L (aet)	Rose Bowl (Pasadena, Calif.)	93,723
June 22, 1994	Colombia (wc)	2-1 W	Rose Bowl (Pasadena, Calif.)	93,689
June 25, 2011	Mexico (gc)	2-4 L	Rose Bowl (Pasadena, Calif.)	93,420
June 16, 1996	Mexico	2-2 T	Rose Bowl (Pasadena, Calif.)	92,216
Feb. 15, 1998	Mexico (gc)	0-1 L	L.A. Coliseum (Los Angeles, Calif.)	91,255
June 4, 1994	Mexico	1-0 W	Rose Bowl (Pasadena, Calif.)	91,123
Jan. 21, 1996	Guatemala (gc)	3-1 W	L.A. Coliseum (Los Angeles, Calif.)	88,125
July 4, 1994	Brazil (wc)	0-1 L	Stanford Stadium (Palo Alto, Calif.)	84,177
July 20, 1996	Argentina (o) +	1-3 L	Legion Field (Birmingham, Ala.)	83,810
July 24, 2013	Honduras (gc)	3-1 W	Cowboys Stadium (Arlington, Texas)	81,410
July 26, 2009	Mexico (gc)	0-5 L	Giants Stadium (East Rutherford, N.J.)	79,156
March 26, 2011	Argentina	1-1 T	New Meadowlands Stadium (East Rutherford, N.J.)	78,936
June 8, 2008	Argentina	0-0 T	Giants Stadium (East Rutherford, N.J.)	78,682
July 29, 1984	Costa Rica (o)	3-0 W	Stanford Stadium (Palo Alto, Calif.)	78,265
Aug. 10, 2010	Brazil	0-2 L	New Meadowlands (E. Rutherford, N.J.)	77,223
June 18, 1994	Switzerland (wc)	1-1 T	Pontiac Silverdome (Detroit, Mich.)	73,425
June 21, 2016	Argentina (ca)	0-4 L	NRG Stadium (Houston, Texas)	70,858
July 21, 2013	El Salvador (gc)	5-1 W	M&T Bank Stadium (Baltimore, Md.)	70,540
July 22, 2015	Jamaica (gc)	1-2 L	Georgia Dome (Atlanta, Ga.)	70,511
June 22, 2011	Panama (gc)	1-0 W	Reliant Stadium (Houston, Texas)	70,267
Feb. 6, 2008	Mexico	2-2 T	Reliant Stadium (Houston, Texas)	70,103
May 8, 2003	Mexico	0-0 T	Reliant Stadium (Houston, Texas)	69,582
May 30, 2012	Brazil	1-4 L	FedExField (Landover, Md.)	67,619
June 3, 2016	Colombia (ca)	0-2 L	Levi's Stadium (Santa Clara, Calif.)	67,439
April 15, 2015	Mexico	2-0 W	Alamodome (San Antonio, Texas)	64,369
June 4, 2011	Spain	0-4 L	Gillette Stadium (Foxborough, Mass.)	64,121
July 31, 1984	Italy (o)	0-1 L	Rose Bowl (Pasadena, Calif.)	63,624
July 26, 2017	Jamaica (gc)	2-1 W	Levi's Stadium (Santa Clara, Calif.)	63,032
July 7, 2019	Mexico (gc)	0-1 L	Soldier Field (Chicago, Ill.)	62,493
Feb. 7, 2007	Mexico	2-0 W	Univ. of Phoenix Stadium (Glendale, Ariz.)	62,424
Feb. 24, 1990	Soviet Union	1-3 L	Stanford Stadium (Palo Alto, Calif.)	61,132
Oct. 25, 2000	Mexico	2-0 W	L.A. Coliseum (Los Angeles, Calif.)	61,072
June 24, 2007	Mexico (gc)	2-1 W	Soldier Field (Chicago, Ill.)	60,000
April 2, 2014	Mexico	2-2 T	University of Phoenix Stadium (Glendale, Ariz.)	59,066
July 24, 1996	Portugal (o) +	1-1 T	RFK Stadium (Washington, D.C.)	58,012
July 28, 2013	Panama (gc)	1-0 W	Soldier Field (Chicago, Ill.)	57,920
April 20, 1997	Mexico (wcq)	2-2 T	Foxborough Stadium (Foxborough, Mass.)	57,407
June 6, 2009	Honduras (wcq)	2-0 W	Soldier Field (Chicago, Ill.)	55,647
May 29, 2010	Turkey	2-1 W	Lincoln Financial Field (Philadelphia, Pa.)	55,407
July 23, 2009	Honduras (gc)	2-0 W	Soldier Field (Chicago, Ill.)	55,173
Aug. 2, 1984	Egypt (o)	1-1 T	Stanford Stadium (Palo Alto, Calif.)	54,973
Sept. 1, 2001	Honduras (wcq)	2-3 L	RFK Stadium (Washington, D.C.)	54,282
June 13, 1993	Germany	3-4 L	Soldier Field (Chicago, Ill.)	53,549
Nov. 16, 1997	El Salvador (wcq)	4-2 W	Foxborough Stadium (Foxborough, Mass.)	53,193
Dec. 18, 1993	Germany	0-3 L	Stanford Stadium (Palo Alto, Calif.)	52,397
Jan. 16, 1996	El Salvador (gc)	2-0 W	Anaheim Stadium (Anaheim, Calif.)	52,355
June 7, 2014	Nigeria	2-1 W	EverBank Field (Jacksonville, Fla.)	52,033
Sept. 3, 2000	Guatemala (wcq)	1-0 W	RFK Stadium (Washington, D.C.)	51,996
Oct. 3, 1997	Jamaica (wcq)	1-1 T	RFK Stadium (Washington, D.C.)	51,528
June 1, 1991	Ireland	1-1 T	Foxborough Stadium (Foxborough, Mass.)	51,273
June 11, 2016	Paraguay (ca)	1-0 W	Lincoln Financial Field (Philadelphia, Pa.)	51,041
June 21, 2007	Canada (gc)	2-1 W	Soldier Field (Chicago, Ill.)	50,760
Mar. 13, 1999	Mexico	1-2 L	Qualcomm Stadium (San Diego, Calif.)	50,324
Jan. 16, 2000	Iran	1-1 T	Rose Bowl (Pasadena, Calif.)	50,181
Feb. 12, 2000	Haiti (gc)	3-0 W	Orange Bowl (Miami, Fla.)	49,513
April 2, 2002	Mexico	1-0 W	Invesco Field (Denver, Colo.)	48,476
Sept. 6, 2019	Mexico	0-3 L	MetLife Stadium (East Rutherford, N.J.)	47,960
May 28, 2005	England	1-2 L	Soldier Field (Chicago, Ill.)	47,637
July 8, 2017	Panama (gc)	1-1 T	Nissan Stadium (Nashville, Tenn.)	47,622
June 2, 2013	Germany	4-3 W	RFK Stadium (Washington, D.C.)	47,359
June 16, 2016	Ecuador (ca)	2-1 W	CenturyLink Field (Seattle, Wash.)	47,322
July 10, 2015	Haiti	1-0 W	Gillette Stadium (Foxborough, Mass.)	46,720
May 30, 1998	Scotland	0-0 T	RFK Stadium (Washington, D.C.)	46,037
July 22, 1996	Tunisia (o) +	2-0 W	Legion Field (Birmingham, Ala.)	45,687
July 22, 2017	Costa Rica (gc)	2-0 W	AT&T Stadium (Arlington, Texas)	45,516
June 19, 2011	Jamaica (gc)	2-0 W	RFK Stadium (Washington, D.C.)	45,423
March 3, 2001	Brazil	1-2 L	Rose Bowl (Pasadena, Calif.)	45,387
April 28, 2004	Mexico	1-0 W	Cotton Bowl (Dallas, Texas)	45,048
June 11, 2000	Mexico	3-0 W	Giants Stadium (East Rutherford, N.J.)	45,008
July 3, 2015	Guatemala	4-0 W	Nissan Stadium (Nashville, Tenn.)	44,835
June 6, 1993	Brazil	0-2 L	Yale Bowl (New Haven, Conn.)	44,579
Aug. 2, 1991	Sheffield Wednesday	2-0 W	Veteran's Stadium (Philadelphia, Pa.)	44,261
Jan. 29, 1994	Russia	1-1 T	Seattle Kingdome (Seattle, Wash.)	43,651

(continued next page)

Date	Opponent	Score	Venue	Attendance
Sept. 9, 2007	Brazil	2-4 L	Soldier Field (Chicago, Ill.)	43,543
Nov. 13, 2015	St. Vincent & The Grenadines (wcq)	6-1 W	Busch Stadium (St. Louis, Mo.)	43,433
Aug. 25, 1989	Dnepr (USSR)	1-0 W	Franklin Field (Philadelphia, Pa.)	43,356
Jan. 19, 2002	Korea Republic (gc)	2-1 W	Rose Bowl (Pasadena, Calif.)	42,117
July 21, 2005	Honduras (gc)	2-1 W	Giants Stadium (East Rutherford, N.J.)	41,721
June 16, 1991	A.C. Milan	1-1 T	Soldier Field (Chicago, Ill.)	41,541
July 5, 1991	Mexico (gc)	2-0 W	L.A. Coliseum (Los Angeles, Calif.)	41,103
June 11, 2013	Panama (wcq)	2-0 W	CenturyLink Field (Seattle, Wash.)	40,847
June 4, 2005	Costa Rica (wcq)	3-0 W	Rice-Eccles Stadium (Salt Lake City, Utah)	40,586
Dec. 14, 1996	Costa Rica (wcq)	2-0 W	Stanford Stadium (Palo Alto, Calif.)	40,527
Oct. 7, 2001	Jamaica (wcq)	2-1 W	Foxborough Stadium (Foxborough, Mass.)	40,483
Sept. 11, 2018	Mexico	1-0 W	Nissan Stadium (Nashville, Tenn.)	40,194
June 13, 1999	Argentina	1-0 W	RFK Stadium (Washington, D.C.)	40,119
July 7, 1991	Honduras (gc)	0-0 T (4-3 pk)	L.A. Coliseum (Los Angeles, Calif.)	39,873
June 7, 2016	Costa Rica (ca)	4-0 W	Soldier Field (Chicago, Ill.)	39,642
July 11, 2004	Poland	1-1 T	Soldier Field (Chicago, Ill.)	39,529

(wc) 1994 World Cup

(o) Olympics

(gc) Gold Cup

(wcq) World Cup qualifying

(cc) CONCACAF Cup

(ca) Copa America Centenario

+ U.S. Under-23 Men's National Team

List does not include Women's World Cup / MLS doubleheader on July 4, 1999

See the U.S. Women's National Team Media Guide for All-Time Largest Women's Crowds

U.S. Men's National Team - Team Records

ALL-TIME RECORDS

Most consecutive wins (overall)

12; 6/2/13 – 8/14/13

Most consecutive wins (in the USA)

13; 6/2/13 – 2/1/14

Most consecutive wins (outside the USA)

3 (four times)
10/17/07 – 3/26/08
6/22/08-9/6/08
11/15/11-2/29/12
5/22/16-10/7/16

Most consecutive games unbeaten (overall)

16; 3/13/04 – 3/19/05

Most consecutive games unbeaten (in the USA)

16; 1/19/08 – 7/23/09
15; 6/4/05 – 4/11/06
14; 6/13/99 – 1/27/01

Most consecutive games unbeaten (outside the USA)

6; 3/31/04 – 2/9/05

Most consecutive losses (overall)

12; 10/16/73 – 8/25/75

Most consecutive losses (in the USA)

5; 6/19/49 – 5/28/59

Most consecutive losses (outside the USA)

11; 10/16/73 – 8/25/75

Most consecutive shutouts earned (overall)

6; 6/8/08 – 9/10/08

Most consecutive shutouts against (overall)

5; 11/18/90 – 2/21/91

MATCH RECORDS

Most goals scored

8 (two times)
11/14/93, USA 8, Cayman Islands 1
6/15/08, USA 8, Barbados 0*

Most goals scored, defeat

3 (four times)
8/17/30 – USA 3, Brazil 4
9/19/37 – USA 3, Mexico 7
6/8/53 – USA 3, England 6
6/13/93 – USA 3, Germany 4

Most goals allowed

11 (two times)
5/30/28 – USA 2, Argentina 11 ++
8/6/48 – USA 0 Norway 11

Most goals allowed, win

3 (five times)
10/20/68 – USA 6, Haiti 3
10/8/95 – USA 4, Saudi Arabia 3
6/2/13 – USA 4, Germany 3
8/14/13 – USA 4, Bosnia-Herzegovina 3
6/5/15 – USA 4, Netherlands 3

Most goals both teams

13; 5/20/28 – USA 2, Argentina 11 ++

Largest margin of victory

8; 6/15/08 – USA 8, Barbados 0*

Largest margin of victory, shutout

8; 6/15/08 – USA 8, Barbados 0*

Largest margin of defeat

11; 8/6/48 – USA 0 Norway 11

Largest margin of defeat, shutout

11; 8/6/48 – USA 0 Norway 11

SEASON RECORDS

Most international matches played

34; 1993

Most wins

16; 2013

Most losses

11; 1990

Most ties

11; 1993

Most consecutive wins

12; 2013

Most consecutive losses

5; 1975, 2007

U.S. Men's National Team - Individual Records

MATCH RECORDS

Most goals

4 (four times)
 Archie Stark, 11/8/25 vs. Canada
 Aldo "Buff" Donelli, 5/24/34 vs. Mexico *
 Joe-Max Moore, 12/5/93 vs. El Salvador
 Landon Donovan, 7/19/03 vs. Cuba

Most assists

3 (four times)
 Cobi Jones,
 11/14/93 vs. Cayman Islands
 Landon Donovan,
 4/1/09 vs. Trinidad & Tobago *
 Landon Donovan,
 7/21/13 vs. El Salvador
 Jordan Morris,
 10/11/19 vs. Cuba &

SEASON RECORDS

Most games played

30; Cobi Jones, 1993

Most games played in debut year

19 (two times)
 Claudio Reyna, 1994
 Gyasi Zardes, 2015

Most consecutive games

21 (two times)
 Marcelo Balboa, 1992
 Mike Windischmann, 1990

Most games started

26; Chris Henderson, 1993

Most consecutive starts

21; Marcelo Balboa, 1992

Most goals

9 (three times)
 Eric Wynalda, 1996
 Landon Donovan, 2007
 Clint Dempsey, 2015

Most assists

10; Landon Donovan, 2009

Most shutouts

8; Kasey Keller, 2005

CAREER RECORDS

Most games played

164; Cobi Jones, 1992-2004

Most consecutive games played

36; Mike Windischmann,
 7/13/88 – 11/21/90

Most consecutive games started

33; Mike Windischmann,
 7/13/88 – 9/15/90

Most consecutive appearances scoring a goal

5; Jozy Altidore, 6/2/13 –
 8/14/13

4 (six times)

William Looby, 1/14/54 – 8/25/55
 Eric Wynalda, 6/16/96 – 11/10/96
 Brian McBride, 6/11/00 – 1/27/01
 Eddie Johnson, 10/9/04 – 2/9/05
 Landon Donovan, 6/4/05 – 7/9/05
 Landon Donovan, 6/12/07 – 6/24/07

Most consecutive appearances with an assist

4 (two times)

Landon Donovan,
 6/13/04-8/18/04
 Landon Donovan,
 8/12/09-10/10/09

Most games started

142; Landon Donovan,
 2000-2014

Most goals

57; Landon Donovan,
 2000-2014

Most assists

58; Landon Donovan,
 2000-2014

Most shutouts

47; Kasey Keller, 1990-2007

* FIFA World Cup qualifier

++ Olympics (prior to 1930,
 Olympic caps counted as
 full caps)

& Concacaf Nations League

Assists and points have been
 recorded since 1990

U.S. Men's National Team - Statistical Breakdown - Team

MOST GOALS SCORED IN A GAME

Eight-Goal Games (2)

11/14/93 vs. Cayman Islands (8-1)
6/15/08 vs. Barbados (8-0) *

Seven-Goal Games (3)

12/5/93 vs. El Salvador (7-0)
8/16/00 vs. Barbados (7-0) *
10/11/19 vs. Cuba (7-0) &

Six-Goal Games (13)

11/8/25 vs. Canada (6-1)
11/6/26 vs. Canada (6-1)
10/20/68 @ Haiti (6-3)
11/2/68 vs. Bermuda (6-2) *
10/13/04 vs. Panama (6-0) *
10/11/08 vs. Cuba (6-1) *
7/5/13 vs. Guatemala (6-0)
7/9/13 vs. Belize (6-1)
7/18/15 vs. Cuba (6-0) ^
11/13/15 vs. St. Vincent and
the Grenadines (6-1) *
9/2/16 at St. Vincent and
the Grenadines (6-0) *
3/24/17 vs. Honduras (6-0) *
6/22/19 vs. Trinidad & Tobago ^

Five-Goal Games (10)

9/21/49 n. Cuba (5-2) *
12/12/79 vs. Bermuda (5-0)
8/13/88 vs. Jamaica (5-1) *
4/4/92 vs. China (5-0)
10/19/92 n. Ivory Coast (5-2)
5/16/02 vs. Jamaica (5-0)
7/19/03 vs. Cuba (5-0)
1/29/06 vs. Norway (5-0)
5/26/12 vs. Scotland (5-1)
7/21/13 vs. El Salvador (5-1)

Four-Goal Games (30)

5/24/34 n. Mexico (4-2) *
10/6/84 vs. Neth. Antilles (4-0) *
4/8/90 vs. Iceland (4-1)
5/30/90 @ Liechtenstein (4-1)
5/7/94 vs. Estonia (4-0)
6/18/95 vs. Mexico (4-0)
10/8/95 vs. Saudi Arabia (4-3)
11/16/97 vs. El Salvador (4-2) *
6/3/00 vs. South Africa (4-0)
11/15/00 @ Barbados (4-0) *
1/27/02 vs. El Salvador (4-0)
3/2/02 vs. Honduras (4-0)
1/19/03 vs. Canada (4-0)
6/2/04 vs. Honduras (4-0)
7/7/05 vs. Cuba (4-1)
2/19/06 vs. Guatemala (4-0)
6/2/07 vs. China (4-1)
6/12/07 vs. El Salvador (4-0)
7/4/09 vs. Grenada (4-0)
6/2/13 vs. Germany (4-3)
8/14/13 vs. Bosnia-Herzegovina (4-3)
7/3/15 vs. Guatemala (4-0)
3/29/16 vs. Guatemala (4-0) *
5/28/16 vs. Bolivia (4-0)
6/7/16 vs. Costa Rica (4-0) +
9/6/16 vs. Trinidad & Tobago (4-0) *
10/6/17 vs. Panama (4-0) *
6/18/19 vs. Guyana (4-0) ^
11/15/19 vs. Canada (4-1) &
11/19/19 vs. Cuba (4-0 W) &

MOST GOALS ALLOWED IN A GAME

Eleven-Goal Games Against (2)

5/30/28 n. Argentina (2-11) ++
8/6/48 @ Norway (0-11)

Ten-Goal Games Against (1)

5/27/64 vs. England (0-10)

Nine-Goal Games Against (2)

8/2/48 vs. Italy (0-9) ++
11/28/56 vs. Yugoslavia (1-9) ++

Eight-Goal Games Against (1)

7/16/52 vs. Italy (0-8) ++

Seven-Goal Games Against (4)

5/27/34 @ Italy (1-7) **
9/12/37 @ Mexico (2-7)
9/19/37 @ Mexico (3-7)
4/28/57 vs. Mexico (2-7) *

Six-Goal Games Against (8)

7/26/30 n. Argentina (1-6) **
9/4/49 @ Mexico (0-6) *
9/18/49 @ Mexico (2-6) *
4/30/52 @ Scotland (0-6)
6/8/53 vs. England (3-6)
4/7/57 @ Mexico (0-6) *
8/21/75 n. Argentina (0-6)
5/2/79 vs. France (0-6)

Five-Goal Games Against (11)

9/26/37 @ Mexico (1-5)
7/13/47 @ Mexico (0-5)
7/20/47 @ Cuba (2-5)
8/11/48 @ N. Ireland (0-5)
7/2/50 n. Chile (2-5) **
6/22/57 @ Canada (1-5) *
10/21/68 @ Haiti (2-5)
11/9/80 @ Mexico (1-5) *
6/16/85 vs. England (0-5)
6/10/90 n. Czechoslovakia (1-5) **
7/26/09 vs. Mexico (0-5)

Four-Goal Games Against

39 times

LARGEST MARGIN OF VICTORY

Eight-Goal Victories (1)

6/15/08 vs. Barbados (8-0) *

Seven-Goal Victories (4)

11/14/93 vs. Cayman Islands (8-1)
12/5/93 vs. El Salvador (7-0)
8/16/00 vs. Barbados (7-0) *
10/11/19 vs. Cuba (7-0) &

Six-Goal Victories (6)

10/13/04 vs. Panama (6-0) *
7/5/13 vs. Guatemala (6-0)
7/18/13 vs. Cuba (6-0) ^
9/2/16 @ St. Vincent and
the Grenadines (6-0) *
3/24/16 vs. Honduras (6-0 W) *
6/22/19 vs. Trinidad & Tobago ^

Five-Goal Victories (10)

11/8/25 vs. Canada (6-1)
11/6/26 vs. Canada (6-1)
12/12/79 vs. Bermuda (5-0)
4/4/92 vs. China (5-0)
5/16/02 vs. Jamaica (5-0)
7/19/03 vs. Cuba (5-0)
1/29/06 vs. Norway (5-0)
10/11/08 vs. Cuba (6-1) *
7/9/13 vs. Belize (6-1)
11/13/15 vs. St. Vincent and
the Grenadines (6-1) *

Four-Goal Victories (24)

11/2/68 vs. Bermuda (6-2) *
10/6/84 vs. Netherlands Antilles (4-0) *
8/13/88 vs. Jamaica (5-1) *
5/7/94 vs. Estonia (4-0)
6/18/95 vs. Mexico (4-0)
6/3/00 vs. South Africa (4-0)
11/15/00 @ Barbados (4-0) *
1/27/02 vs. El Salvador (4-0)
3/2/02 vs. Honduras (4-0)
1/19/03 vs. Canada (4-0)
6/2/04 vs. Honduras (4-0)
2/19/06 vs. Guatemala (4-0)
6/12/07 vs. El Salvador (4-0)
7/4/09 vs. Grenada (4-0)
5/26/12 vs. Scotland (5-1)
7/21/13 vs. El Salvador (5-1)
7/3/15 vs. Guatemala (4-0)
3/29/16 vs. Guatemala (4-0) *
5/28/16 vs. Bolivia (4-0)
6/7/16 vs. Costa Rica (4-0) +
9/6/16 vs. Trinidad & Tobago (4-0) *
10/6/17 vs. Panama (4-0 W) *
6/18/19 vs. Guyana (4-0 W) ^
11/19/19 vs. Cuba (4-0 W) &

LARGEST MARGIN OF DEFEAT

Eleven-Goal Defeats (1)

8/6/48 @ Norway (0-11)

Ten-Goal Defeats (1)

5/27/64 vs. England (0-10)

Nine-Goal Defeats (2)

5/30/28 n. Argentina (2-11) ++
8/2/48 vs. Italy (0-9) ++

Eight-Goal Defeats (2)

7/16/52 vs. Italy (0-8) ++
11/28/56 vs. Yugoslavia (1-9) ++

Seven-Goal Defeats (2)

5/28/59 vs. England (1-8)
3/26/75 @ Poland (0-7)

Six-Goal Defeats (6)

5/27/34 @ Italy (1-7) **
9/4/49 @ Mexico (0-6) *
4/30/52 @ Scotland (0-6)
4/7/57 @ Mexico (0-6) *
8/21/75 n. Argentina (0-6)
5/2/79 vs. France (0-6)

Five-Goal Defeats (7)

7/26/30 n. Argentina (1-6) **
9/12/37 @ Mexico (2-7)
7/13/47 n. Mexico (0-5)
8/11/48 @ N. Ireland (0-5)
4/28/57 vs. Mexico (2-7) *
6/16/85 vs. England (0-5)
7/26/09 vs. Mexico (0-5)

Four-Goal Defeats

18 times

U.S. Men's National Team - Statistical Breakdown - Individual

MOST GOALS SCORED IN A GAME

Four-Goal Games (4)

Archie Stark;
11/8/25 vs. Canada (6-1)
Aldo "Buff" Donelli;
5/24/34 n. Mexico (4-2) *
Joe-Max Moore;
12/5/93 vs. El Salvador (7-0)
Landon Donovan;
7/19/03 vs. Cuba (5-0)

Three-Goal Games (14)

Bert Patenaude;
7/17/30 n. Paraguay (3-0) **
Peter Millar;
10/20/68 @ Haiti (6-3)
Peter Millar;
11/2/68 vs. Bermuda (6-2) *
Brian McBride;
1/27/02 vs. El Salvador (4-0)
Eddie Johnson;
10/13/04 vs. Panama (6-0) *
Taylor Twellman;
1/29/06 vs. Norway (5-0)
Landon Donovan;
3/25/07 vs. Ecuador (3-1)
Sacha Kljestan;
1/24/09 vs. Sweden (3-2)
Jozy Altidore;
4/1/09 vs. Trinidad & Tobago (3-0) *
Landon Donovan;
5/26/12 vs. Scotland (5-1)
Chris Wondolowski;
7/9/13 vs. Belize (6-1)
Jozy Altidore;
8/14/13 @ Bosnia-Herzegovina (4-3)
Clint Dempsey;
1/18/15 vs. Cuba (6-0) ^
Clint Dempsey;
3/24/17 vs. Honduras (6-0 W) *

KEY: vs. indicates U.S. at home
@ indicates U.S. at opponent
n. indicates neutral venue
* FIFA World Cup qualifier
** FIFA World Cup
++ Olympics (1956 and earlier)

U.S. Men's National Team History

FIRST CAP, FIRST GOAL HISTORY

Date	Name	Opponent	Score
Aug. 20, 1916	Harry Cooper	at Sweden	3-2 W
Aug. 20, 1916	Charles Ellis	at Sweden	3-2 W
Aug. 20, 1916	Charles Harry Spalding	at Sweden	3-2 W
May 25, 1924	Andy Straden	n. Estonia (at France)	1-0 W
June 16, 1924	James Rhody	at Republic of Ireland	1-3 L
Nov. 8, 1925	Archie Stark	v. Canada	6-1 W
Nov. 8, 1925	Davey Brown	v. Canada	6-1 W
Nov. 6, 1926	Jock Marshall	v. Canada	6-1 W
Nov. 6, 1926	Andy Auld	v. Canada	6-1 W
May 30, 1928	Rudolf Kuntner	n. Argentina (at Netherlands)	2-11 L
May 30, 1928	Henry Carroll	n. Argentina (at Netherlands)	2-11 L
July 13, 1930	Bert Patenaude	v. Belgium (at Uruguay)	3-0 W
July 13, 1930	Bart McGhee	v. Belgium (at Uruguay)	3-0 W
May 24, 1934	Aldo Donelli	v. Mexico (at Italy)	4-2 W
Sept. 12, 1937	John McEwan	at Mexico	2-7 L
Sept. 12, 1937	Alexander Rae	at Mexico	2-7 L
June 8, 1953	George Atheneos	v. England	3-6 L
June 8, 1953	Otto Decker	v. England	3-6 L
Nov. 28, 1956	Al Zerhusen	v. Yugoslavia (at Australia)	1-9 L
Nov. 6, 1960	Helmut Bicek	v. Mexico	3-3 T
Nov. 6, 1960	Karl Fister	v. Mexico	3-3 T
March 7, 1965	Walter Shmotolocha	v. Mexico	2-2 T
Sept. 15, 1968	Peter Millar	v. Israel	3-3 T
Aug. 20, 1972	Rudy Getzinger	v. Canada	2-3 L
Aug. 12, 1973	Al Trost	v. Poland	1-0 W
Sept. 9, 1973	Ben Brewster	v. Bermuda	1-0 W
Sept. 5, 1974	Dennis Vaninger	v. Mexico	1-3 L
Aug. 19, 1975	Henry McCully	v. Costa Rica	1-3 L
Sept. 24, 1976	Boris Bandov	at Canada	1-1 T
Oct. 20, 1976	Miro Rys	v. Canada	2-0 W
Sept. 15, 1977	Rick Davis	at El Salvador	2-1 W
Sept. 15, 1977	Greg Villa	at El Salvador	2-1 W
Oct. 9, 1984	Jeff Hooker	v. El Salvador	3-1 W
Oct. 9, 1984	Jacques Ladouceur	v. El Salvador	3-1 W
June 8, 1987	Ted Hantak	n. Egypt (at Korea)	1-3 L
June 14, 1988	Rob Ryerson	v. Costa Rica	1-0 W
March 12, 1991	Dante Washington	v. Mexico	2-2 T
Sept. 8, 1999	Chris Albright	at Jamaica	2-2 T
Oct. 25, 2000	Landon Donovan	v. Mexico	2-0 W
Oct. 9, 2004	Eddie Johnson	at El Salvador	2-0 W
March 9, 2005	Chad Marshall	v. Colombia	3-0 W
Jan. 20, 2007	Jonathan Bornstein	v. Denmark	3-1 W
Jan. 20, 2007	Kenny Cooper	v. Denmark	3-1 W
Jan. 19, 2008	Eddie Robinson	v. Sweden	2-0 W
July 4, 2009	Stuart Holden	v. Grenada	4-0 W
Nov. 17, 2010	Juan Agudelo	at South Africa	1-0 W
May 22, 2016	Paul Arriola	at Puerto Rico	3-1 W
July 1, 2017	Dom Dwyer	vs. Ghana	2-1 W
Nov. 14, 2017	Weston McKennie	at Portugal	1-1 T
May 28, 2018	Josh Sargent	vs. Bolivia	3-0 W
Jan. 27, 2019	Djordje Mihailovic	vs. Panama	3-0 W
Jan. 27, 2019	Christian Ramirez	vs. Panama	3-0 W

Note: 53 players in the history of the U.S. Men's National Team have scored goals in their U.S. debut

YOUNGEST PLAYERS TO SCORE A GOAL (MODERN ERA)

Name	Age	Date	Opponent	Score
Christian Pulisic	17 years, 253 days	May 28, 2016	Bolivia	4-0 W
Juan Agudelo	17 years, 359 days	Nov. 17, 2010	South Africa	1-0 W
Jozy Altidore	18 years, 94 days	Feb. 6, 2008	Mexico	2-2 T
Tim Weah	18 years, 95 days	May 28, 2018	Bolivia	3-0 W
Josh Sargent	18 years, 97 days	May 28, 2018	Bolivia	3-0 W
Landon Donovan	18 years, 235 days	Oct. 25, 2000	Mexico	2-0 W

U.S. Against the FIFA Rankings Top 10

SINCE FIFA RANKINGS BEGAN IN AUGUST 1993

Record vs. Top 10: 18-41-12

Record vs. Top 5: 10-30-5

Record vs. No. 1: 3-9-1

Date	Rank	Opponent	Result	Location
Sept. 8, 1993	9	Norway	0-1 L	Oslo, Norway
Dec. 18, 1993	3	Germany	0-3 L	Palo Alto, Calif.
Jan. 15, 1994	4	Norway	2-1 W	Tempe, Ariz.
Feb. 10, 1994	6	Denmark	0-0 T (2-4 PK)	Hong Kong
Feb. 20, 1994	10	Sweden	1-3 L	Miami, Fla.
June 26, 1994	7	Romania **	0-1 L	Pasadena, Calif.
July 4, 1994	3	Brazil **	0-1 L	Palo Alto, Calif.
June 18, 1995	7	Mexico	4-0 W	Washington, D.C.
July 14, 1995	10	Argentina @	3-0 W	Paysandu, Uruguay
July 17, 1995	7	Mexico	0-0 T (4-1 PK)	Paysandu, Uruguay
July 20, 1995	1	Brazil @	0-1 L	Maldonado, Uruguay
Jan. 18, 1996	1	Brazil ^	0-1 L	Los Angeles, Calif.
Jan. 22, 1997	6	Denmark	1-4 L	Pasadena, Calif.
Nov. 2, 1997	10	Mexico *	0-0 T	Mexico City, Mexico
Feb. 10, 1998	1	Brazil ^	1-0 W	Los Angeles, Calif.
Feb. 15, 1998	5	Mexico ^	0-1 L	Los Angeles, Calif.
June 15, 1998	2	Germany **	0-2 L	Paris, France
Feb. 6, 1999	5	Germany	3-0 W	Jacksonville, Fla.
June 13, 1999	7	Argentina	1-0 W	Washington, D.C.
July 28, 1999	1	Brazil #	0-1 L	Guadalajara, Mexico
July 30, 1999	5	Germany #	2-0 W	Guadalajara, Mexico
June 11, 2000	8	Mexico	3-0 W	East Rutherford, N.J.
March 3, 2001	1	Brazil	1-2 L	Pasadena, Calif.
Feb. 13, 2002	6	Italy	0-1 L	Catania, Italy
March 27, 2002	10	Germany	2-4 L	Rostock, Germany
April 3, 2002	8	Mexico	1-0 W	Denver, Colo.
May 19, 2002	9	Netherlands	0-2 L	Foxborough, Mass.
June 5, 2002	5	Portugal **	3-2 W	Suwon, South Korea
June 17, 2002	7	Mexico **	2-0 W	Jeongu, South Korea
Feb. 8, 2003	5	Argentina	0-1 L	Miami, Fla.
May 8, 2003	9	Mexico	0-0 T	Houston, Texas
June 19, 2003	8	Turkey #	1-2 L	St. Etienne, France
June 21, 2003	1	Brazil #	0-1 L	Lyon, France
July 23, 2003	1	Brazil ^	1-2 L (OT)	Miami, Fla.
Feb. 18, 2004	4	Netherlands	0-1 L	Amsterdam, Holland
April 28, 2004	4	Mexico	1-0 W	Dallas, Texas
March 27, 2005	6	Mexico *	1-2 L	Mexico City, Mexico
May 28, 2005	6	England	1-2 L	Chicago, Ill.
Sept. 3, 2005	5	Mexico *	2-0 W	Columbus, Ohio
June 12, 2006	2	Czech Republic **	0-3 L	Gelsenkirchen, Germany
June 28, 2007	5	Argentina @	1-4 L	Maracaibo, Venezuela
Sept. 7, 2007	1	Brazil	2-4 L	Chicago, Ill.
June 4, 2008	4	Spain	0-1 L	Santander, Spain
June 8, 2008	1	Argentina	0-0 T	East Rutherford, N.J.
June 15, 2009	4	Italy #	1-3 L	Pretoria, South Africa
June 18, 2009	5	Brazil #	0-3 L	Pretoria, South Africa
June 24, 2009	1	Spain #	2-0 W	Bloemfontein, South Africa
June 28, 2009	5	Brazil #	2-3 L	Johannesburg, South Africa
March 3, 2010	3	Netherlands	1-2 L	Amsterdam, Netherlands
June 12, 2010	8	England **	1-1 T	Rustenburg, South Africa
Aug. 10, 2010	3	Brazil	0-2 L	East Rutherford, N.J.
March 26, 2011	4	Argentina	1-1 T	East Rutherford, N.J.
June 4, 2011	1	Spain	0-4 L	Foxborough, Mass.
Feb. 29, 2012	8	Italy	1-0 W	Genoa, Italy
May 30, 2012	6	Brazil	1-4 L	Landover, Md.
Nov. 14, 2012	9	Russia	2-2 T	Krasnodar, Russia
June 2, 2013	2	Germany	4-3 W	Washington, D.C.
June 22, 2014	4	Portugal **	2-2 T	Manaus, Brazil
June 26, 2014	2	Germany **	0-1 L	Recife, Brazil
Nov. 14, 2014	3	Colombia	1-2 L	London, England
June 5, 2015	6	Netherlands	4-3 W	Amsterdam, Netherlands
June 10, 2015	1	Germany	2-1 W	Cologne, Germany
Sept. 8, 2015	5	Brazil	1-4 L	Foxborough, Mass.
June 3, 2016	3	Colombia @	0-2 L	Santa Clara, Calif.
June 21, 2016	1	Argentina @	0-4 L	Houston, Texas
June 25, 2016	3	Colombia @	0-1 L	Glendale, Ariz.
Nov. 14, 2017	3	Portugal	1-1 T	Leiria, Portugal
June 9, 2018	7	France	1-1 T	Lyon, France
Sept. 7, 2018	3	Brazil	0-2 L	East Rutherford, N.J.
Nov. 15, 2018	5	England	0-3 L	London, England
Sept. 10, 2019	5	Uruguay	1-1 T	St. Louis, Mo.

* FIFA World Cup qualifier * FIFA World Cup ^ Concacaf Gold Cup @ CONMEBOL Copa America # FIFA Confederations Cup

WORLD CUP HISTORY 151



ALL-TIME U.S. MEN'S NATIONAL TEAM FIFA WORLD CUP RESULTS

The U.S. Men's National Team qualified for seven straight FIFA World Cups between 1990 and 2014, and 10 overall since the tournament's inception in 1930.

Most recently, the U.S. put on a spirited display at the 2014 World Cup in Brazil, escaping the 'Group of Death' that contained nemesis Ghana, European power Portugal and eventual world champions Germany, before falling 2-1 after extra time to a seeded Belgium side.

In South Africa in 2010, the U.S. won its group for the first time in 80 years with ties against traditional power England and a talented Slovenia side in the first two matches. In the final minute of the final group match, the U.S. was locked in a scoreless tie with Algeria when Landon Donovan electrified a soccer nation by finishing a full-field counter attack with the most dramatic goal in U.S. Soccer history. The U.S. team would come from behind again in the Round of 16, taking Ghana to extra time in Rustenburg. But the African side prevailed with a 2-1 victory, mirroring the result in Germany four years prior.

The team's most successful recent World Cup experience came in 2002 in Korea/Japan, reaching the quarterfinals for the first time in 72 years before losing to eventual runners-up Germany. After opening group play with a stunning 3-2 victory against Portugal, the USA earned a 1-1 draw against the host Korea Republic, before closing out the first round with a 3-1 defeat to Poland. The second-place finish in Group D was enough to place the team in the Round of 16, where they squared off against arch-rival Mexico. The Americans famously blanked Mexico 2-0 to advance to the quarterfinals, but their run ended with a hard-fought defeat at the hands of Germany, 1-0.

The USA's 2002 success was followed by a disappointing first-round exit in Germany in 2006. Despite a three-games-and-out performance, the USA heroically drew 1-1 with eventual World Champion Italy with only nine men on the field in one of the team's greatest performances.

The U.S. appeared in the first two World Cups in 1930 and 1934, and made an appearance in 1950 before waiting 40 years to return to the world's stage in 1990.

Two of the USA's greatest victories in World Cup play prior to 2002 include a 1-0 win over powerful England on June 29, 1950, on a goal by Joe Gaetjens in Belo Horizonte, Brazil, and a 2-1 win at home against Colombia on June 22, 1994, with Earnie Stewart scoring the game-winner. The victory over England is still considered by many to be the greatest upset in World Cup history.

The 1990 World Cup marked the first time in 40 years that the U.S. team made it through the CONCACAF qualifying rounds. The U.S. squad captured the 24th and final position for Italia '90 by defeating Trinidad & Tobago 1-0 in the final match of CONCACAF qualifying.

As the host nation in 1994, the USA went one step further by advancing to the Round of 16, losing a 1-0 match to eventual world champion Brazil.

World Cup Qualifying			
Overall: 77-41-36	Home: 53-8-12	Away: 22-32-22	Neutral: 3-1-2
World Cup			
Overall: 8-19-6	Home: 1-2-1	Away: 0-2-1	Neutral: 7-15-4

(16) – Round of 16 (Q) – Quarterfinals (S) – Semifinals

RUSSIA 2018

QUALIFYING MATCHES – FINAL ROUND

Date	Opponent	Result	U.S. Goal Scorers	Location
Oct 10, 2017	Trinidad & Tobago	1-2 L	Pulisic	Couva, Trinidad
Oct. 6, 2017	Panama	4-0 W	Pulisic, Altidore (2), Wood	Orlando, Fla.
Sept. 5, 2017	Honduras	1-1 T	Wood	San Pedro Sula, Honduras
Sept. 1, 2017	Costa Rica	0-2 L	–	Harrison, N.J.
June 11, 2017	Mexico	1-1 T	Bradley	Mexico City, Mexico
June 8, 2017	Trinidad & Tobago	2-0 W	Pulisic (2)	Commerce City, Colo.
March 28, 2017	Panama	1-1 T	Dempsey	Panama City, Panama
March 24, 2017	Honduras	6-0 W	Lletget, Bradley	San Jose, Calif.
			Dempsey (3), Pulisic	
Nov. 15, 2016	Costa Rica	0-4 L	–	San Jose, Costa Rica
Nov. 11, 2016	Mexico	1-2 L	Wood	Columbus, Ohio

QUALIFYING MATCHES – SEMIFINAL ROUND

Date	Opponent	Result	U.S. Goal Scorers	Location
Sept. 6, 2016	Trinidad & Tobago	4-0 W	Kljestan, Altidore (2), Arriola	Jacksonville, Fla.
Sept. 2, 2016	St. Vincent & The Grenadines	6-0 W	Wood, Besler, Altidore, Pulisic (2), Kljestan	Kingstown, St. Vincent
March 29, 2016	Guatemala	4-0 W	Dempsey, Cameron, Zusi, Altidore	Columbus, Ohio
March 25, 2016	Guatemala	0-2 L	–	Guatemala City, Guatemala
Nov. 17, 2015	Trinidad & Tobago	0-0 T	–	Port of Spain, Trinidad
Nov. 13, 2015	St. Vincent & The Grenadines	6-1 W	Altidore (2), Cameron, Wood, Johnson, Zardes	St. Louis, Mo.

BRAZIL 2014

FINALS

Date	Opponent	Result	U.S. Goal Scorers	Location
July 1, 2014	Belgium	1-2 L(ot)(16)	Green	Salvador, Brazil
June 26, 2014	Germany	0-1 L	–	Recife, Brazil
June 22, 2014	Portugal	2-2 T	Dempsey, Jones	Manaus, Brazil
June 16, 2014	Ghana	2-1 W	Dempsey, Brooks	Natal, Brazil

QUALIFYING MATCHES – FINAL ROUND

Date	Opponent	Result	U.S. Goal Scorers	Location
Oct. 15, 2013	Panama	3-2 W	Orozco, Zusi, Johannsson	Panama City, Panama
Oct. 11, 2013	Jamaica	2-0 W	Zusi, Altidore	Kansas City, Kan.
Sept. 10, 2013	Mexico	2-0 W	E. Johnson, Donovan	Columbus, Ohio
Sept. 6, 2013	Costa Rica	1-3 L	Dempsey	San Jose, Costa Rica
June 18, 2013	Honduras	1-0 W	Altidore	Sandy, Utah
June 11, 2013	Panama	2-0 W	Altidore, E. Johnson	Seattle, Wash.
June 7, 2013	Jamaica	2-1 W	Altidore, Evans	Kingston, Jamaica
March 26, 2013	Mexico	0-0 T	–	Mexico City, Mexico
March 22, 2013	Costa Rica	1-0 W	Dempsey	Commerce City, Colo.
Feb. 6, 2013	Honduras	1-2 L	Dempsey	San Pedro, Sula, Honduras

QUALIFYING MATCHES – SEMIFINAL ROUND

Date	Opponent	Result	U.S. Goal Scorers	Location
Oct. 16, 2012	Guatemala	3-1 W	Bocanegra, Dempsey (2)	Kansas City, Kan.
Oct. 12, 2012	Antigua & Barbuda	2-1 W	E. Johnson	North Sound, Antigua
Sept. 11, 2012	Jamaica	1-0 W	Gomez	Columbus, Ohio
Sept. 7, 2012	Jamaica	1-2 L	Dempsey	Kingston, Jamaica
June 12, 2012	Guatemala	1-1 T	Dempsey	Guatemala City, Guatemala
June 8, 2012	Antigua & Barbuda	3-1 W	Bocanegra, Dempsey, Gomez	Tampa, Fla.

SOUTH AFRICA 2010

FINALS

Date	Opponent	Result	U.S. Goal Scorers	Location
June 26, 2010	Ghana	1-2 L (ot) (16)	Donovan	Rustenburg, South Africa
June 23, 2010	Algeria	1-0 W	Donovan	Pretoria, South Africa
June 18, 2010	Slovenia	2-2 T	Bradley, Donovan	Johannesburg, South Africa
June 12, 2010	England	1-1 T	Dempsey	Rustenburg, South Africa

QUALIFYING MATCHES – FINAL ROUND

Date	Opponent	Result	U.S. Goal Scorers	Location
Oct. 14, 2009	Costa Rica	2-2 T	Bradley, Bornstein	Washington, D.C.
Oct. 10, 2009	Honduras	3-2 W	Casey (2), Donovan	San Pedro Sula, Honduras
Sept. 9, 2009	Trinidad & Tobago	1-0 W	Clark	Port of Spain, Trinidad
Sept. 5, 2009	El Salvador	2-1 W	Dempsey, Altidore	Sandy, Utah
Aug. 12, 2009	Mexico	1-2 L	Davies	Mexico City, Mexico
June 6, 2009	Honduras	2-1 W	Donovan, Bocanegra	Chicago, Ill.
June 3, 2009	Costa Rica	1-3 L	Donovan	San Jose, Costa Rica
April 1, 2009	Trinidad & Tobago	3-0 W	Altidore (3)	Nashville, Tenn.
March 28, 2009	El Salvador	2-2 T	Altidore, Hejduk	San Salvador, El Salvador
Feb. 11, 2009	Mexico	2-0 W	Bradley (2)	Columbus, Ohio

QUALIFYING MATCHES – SEMIFINAL ROUND

Date	Opponent	Result	U.S. Goal Scorers	Location
Nov. 19, 2008	Guatemala	2-0 W	Cooper, Adu	Commerce City, Co.
Oct. 15, 2008	Trinidad & Tobago	1-2 L	Davies	Port of Spain, Trinidad
Oct. 11, 2008	Cuba	6-1 W	Beasley (2), Donovan, Ching, Altidore, Onyewu	Washington, D.C.
Sept. 10, 2008	Trinidad & Tobago	3-0 W	Bradley, Dempsey, Ching	Bridgeview, Ill.
Sept. 6, 2008	Cuba	1-0 W	Dempsey	Havana, Cuba
Aug. 20, 2008	Guatemala	1-0 W	Bocanegra	Guatemala City, Guatemala

QUALIFYING MATCHES – SECOND ROUND

Date	Opponent	Result	U.S. Goal Scorers	Location
June 22, 2008	Barbados	1-0 W	Lewis	Bridgetown, Barbados
June 15, 2008	Barbados	8-0 W	Dempsey (2), Bradley, Ching (2), Donovan, E. Johnson, own goal	Carson, Calif.

GERMANY 2006

FINALS

Date	Opponent	Result	U.S. Goal Scorers	Location
June 22, 2006	Ghana	1-2 L	Dempsey	Nuremberg, Germany
June 17, 2006	Italy	1-1 T	own goal	Kaiserslautern, Germany
June 12, 2006	Czech Republic	0-3 L	–	Gelsenkirchen, Germany

QUALIFYING MATCHES – FINAL ROUND

Date	Opponent	Result	U.S. Goal Scorers	Location
Oct. 12, 2005	Panama	2-0 W	Martino, Twellman	Foxborough, Mass.
Oct. 8, 2005	Costa Rica	0-3 L	–	San Jose, Costa Rica
Sept. 7, 2005	Guatemala	0-0 T	–	Guatemala City, Guat.
Sept. 3, 2005	Mexico	2-0 W	Ralston, Beasley	Columbus, Ohio
Aug. 17, 2005	Trinidad & Tobago	1-0 W	McBride	East Hartford, Conn.
June 8, 2005	Panama	3-0 W	Bocanegra, Donovan, McBride	Panama City, Panama
June 4, 2005	Costa Rica	3-0 W	Donovan (2), McBride	Salt Lake City, Utah
March 30, 2005	Guatemala	2-0 W	E. Johnson, Ralston	Birmingham, Ala.
March 27, 2005	Mexico	1-2 L	Lewis	Mexico City, Mexico
Feb. 9, 2005	Trinidad & Tobago	2-1 W	Johnson, Lewis	Port of Spain, Trinidad

QUALIFYING MATCHES – SEMIFINAL ROUND

Date	Opponent	Result	U.S. Goal Scorers	Location
Nov. 17, 2004	Jamaica	1-1 T	E. Johnson	Columbus, Ohio
Oct. 13, 2004	Panama	6-0 W	Donovan (2), E. Johnson (3), own goal	Washington, D.C.
Oct. 9, 2004	El Salvador	2-0 W	McBride, E. Johnson	San Salvador, El Salvador
Sept. 8, 2004	Panama	1-1 T	Jones	Panama City, Panama
Sept. 4, 2004	El Salvador	2-0 W	Ching, Donovan	Foxborough, Mass.
Aug. 18, 2004	Jamaica	1-1 T	Ching	Kingston, Jamaica

QUALIFYING MATCHES – PRELIMINARY ROUND

Date	Opponent	Result	U.S. Goal Scorers	Location
June 20, 2004	Grenada	3-2 W	Donovan, Wolff, Beasley	St. George's, Grenada
June 13, 2004	Grenada	3-0 W	Beasley (2), Vanney	Columbus, Ohio

KOREA / JAPAN 2002

FINALS

Date	Opponent	Result	U.S. Goal Scorers	Location
June 21, 2002	Germany	0-1 L (Q)	–	Ulsan, Korea Republic
June 17, 2002	Mexico	2-0 W (16)	McBride, Donovan	Jeonju, Korea Republic
June 14, 2002	Poland	1-3 L	Donovan	Daejeon, Korea Republic
June 10, 2002	Korea Republic	1-1 T	Mathis	Daegu, Korea Republic
June 5, 2002	Portugal	3-2 W	O'Brien, own goal, McBride	Suwon, Korea Republic

QUALIFYING MATCHES – FINAL ROUND

Date	Opponent	Result	U.S. Goal Scorers	Location
Nov. 11, 2001	Trinidad & Tobago	0-0 T	–	Port of Spain, Trinidad
Oct. 7, 2001	Jamaica	2-1 W	Moore (2)	Foxborough, Mass.
Sept. 5, 2001	Costa Rica	0-2 L	–	San Jose, Costa Rica
Sept. 1, 2001	Honduras	2-3 L	Stewart (2)	Washington, D.C.
July 1, 2001	Mexico	0-1 L	–	Mexico City, Mexico

June 20, 2001	Trinidad & Tobago	2-0 W	Razov, Stewart	Foxborough, Mass.
June 16, 2001	Jamaica	0-0 T	–	Kingston, Jamaica
April 25, 2001	Costa Rica	1-0 W	Wolff	Kansas City, Mo.
March 28, 2001	Honduras	2-1 W	Stewart, Mathis	San Pedro Sula, Hond.
Feb. 28, 2001	Mexico	2-0 W	Wolff, Stewart	Columbus, Ohio

QUALIFYING MATCHES – SEMIFINAL ROUND

Date	Opponent	Result	U.S. Goal Scorers	Location
Nov. 15, 2000	Barbados	4-0 W	Mathis, Stewart, Jones, Razov	Waterford, Barbados
Oct. 11, 2000	Costa Rica	0-0 T	–	Columbus, Ohio
Sept. 3, 2000	Guatemala	1-0 W	McBride	Washington, D.C.
Aug. 16, 2000	Barbados	7-0 W	Pope, McBride, Moore (2), O'Brien, Ramos, Stewart	Foxborough, Mass.
July 23, 2000	Costa Rica	1-2 L	Stewart	San Jose, Costa Rica
July 16, 2000	Guatemala	1-1 T	Razov	Mazatenango, Guatemala

FRANCE 1998

FINALS

Date	Opponent	Result	U.S. Goal Scorers	Location
June 25, 1998	Yugoslavia	0-1 L	–	Nantes, France
June 21, 1998	Iran	1-2 L	McBride	Lyon, France
June 15, 1998	Germany	0-2 L	–	Paris, France

QUALIFYING MATCHES – FINAL ROUND

Date	Opponent	Result	U.S. Goal Scorers	Location
Nov. 16, 1997	El Salvador	4-2 W	McBride (2), Henderson, Radosavljevic	Foxborough, Mass.
Nov. 9, 1997	Canada	3-0 W	Reyna, Wegerle (2)	Vancouver, Canada
Nov. 2, 1997	Mexico	0-0 T	–	Mexico City, Mexico
Oct. 3, 1997	Jamaica	1-1 T	Wynalda	Washington, D.C.
Sept. 7, 1997	Costa Rica	1-0 W	Ramos	Portland, Ore.
June 29, 1997	El Salvador	1-1 T	Lassiter	San Salvador, El Salvador
April 20, 1997	Mexico	2-2 T	Pope, own goal	Foxborough, Mass.
March 23, 1997	Costa Rica	2-3 L	Wynalda, Lassiter	San Jose, Costa Rica
March 16, 1997	Canada	3-0 W	Wynalda, Pope, Stewart	Palo Alto, Calif.
March 2, 1997	Jamaica	0-0 T	–	Kingston, Jamaica

QUALIFYING MATCHES – SEMIFINAL ROUND

Date	Opponent	Result	U.S. Goal Scorers	Location
Dec. 21, 1996	Guatemala	2-2 T	Radosavljevic, Hejduk	San Salvador, El Salvador
Dec. 14, 1996	Costa Rica	2-1 W	McBride, Lassiter	Palo Alto, Calif.
Dec. 1, 1996	Costa Rica	1-2 L	Jones	San Jose, Costa Rica
Nov. 24, 1996	Trinidad & Tobago	1-0 W	Moore	Port of Spain, Trinidad
Nov. 10, 1996	Trinidad & Tobago	2-0 W	Dooley, Wynalda	Richmond, Va.
Nov. 3, 1996	Guatemala	2-0 W	Wynalda, McBride	Washington, D.C.

USA 1994

FINALS (HOST COUNTRY)

Date	Opponent	Result	U.S. Goal Scorers	Location
July 4, 1994	Brazil	0-1 L (16)	–	Palo Alto, Calif.
June 26, 1994	Romania	0-1 L	–	Pasadena, Calif.
June 22, 1994	Colombia	2-1 W	own goal, Stewart	Pasadena, Calif.
June 18, 1994	Switzerland	1-1 T	Wynalda	Pontiac, Mich.

ITALY 1990

FINALS

Date	Opponent	Result	U.S. Goal Scorers	Location
June 19, 1990	Austria	1-2 L	Murray	Florence, Italy
June 14, 1990	Italy	0-1 L	–	Rome, Italy
June 10, 1990	Czechoslovakia	1-5 L	Caligiuri	Florence, Italy

QUALIFYING MATCHES

Date	Opponent	Result	U.S. Goal Scorers	Location
Nov. 19, 1989	Trinidad & Tobago	1-0 W	Caligiuri	Port of Spain, Trinidad
Nov. 5, 1989	El Salvador	0-0 T	–	St. Louis, Mo.
Oct. 8, 1989	Guatemala	0-0 T	–	Guatemala City, Guat.
Sept. 17, 1989	El Salvador	1-0 W	Perez	Tegucigalpa, Honduras
June 17, 1989	Guatemala	2-1 W	Murray, Eichmann	New Britain, Conn.
May 13, 1989	Trinidad & Tobago	1-1 T	Trittschuh	Torrance, Calif.
April 30, 1989	Costa Rica	1-0 W	Ramos	St. Louis, Mo.
April 16, 1989	Costa Rica	0-1 L	–	San Jose, Costa Rica
Aug. 13, 1988	Jamaica	5-1 W	Krumpe, Bliss, Klopas (2), Perez	St. Louis, Mo.
July 24, 1988	Jamaica	0-0 T	–	Kingston, Jamaica

MEXICO 1986

QUALIFYING MATCHES

Date	Opponent	Result	U.S. Goal Scorers	Location
May 31, 1985	Costa Rica	0-1 L	–	Torrance, Calif.
May 26, 1985	Costa Rica	1-1 T	Kerr	Alajuela, Costa Rica
May 19, 1985	Trinidad & Tobago	1-0 W	Caligiuri	Torrance, Calif.
May 15, 1985	Trinidad & Tobago	2-1 W	Borja, Peterson	St. Louis, Mo.
Oct. 6, 1984	Neth. Antilles	4-0 W	Kapp, DiBernardo, Coker (2)	St. Louis, Mo.
Sept. 29, 1984	Neth. Antilles	0-0 T	–	Curacao, Neth. Antilles

SPAIN 1982

QUALIFYING MATCHES

Date	Opponent	Result	U.S. Goal Scorers	Location
Nov. 23, 1980	Mexico	2-1 W	Moyers (2)	Fort Lauderdale, Fla.
Nov. 9, 1980	Mexico	1-5 L	Davis	Mexico City, Mexico
Nov. 1, 1980	Canada	1-2 L	Villa	Vancouver, Canada
Oct. 25, 1980	Canada	0-0 T	–	Fort Lauderdale, Fla.

ARGENTINA 1978

QUALIFYING MATCHES

Date	Opponent	Result	U.S. Goal Scorers	Location
Oct. 22, 1976	Canada	0-3 L	–	Port-au-Prince, Haiti
Oct. 20, 1976	Canada	2-0 W	Rys, Veee	Seattle, Wash.
Oct. 18, 1976	Mexico	0-3 L	–	Puebla, Mexico
Oct. 3, 1976	Mexico	0-0 T	–	Los Angeles, Calif.
Sept. 24, 1976	Canada	1-1 T	Bandov	Vancouver, Canada

WEST GERMANY 1974

QUALIFYING MATCHES

Date	Opponent	Result	U.S. Goal Scorers	Location
Sept. 10, 1972	Mexico	1-2 L	Geimer	Los Angeles, Calif.
Sept. 3, 1972	Mexico	1-3 L	Roy	Mexico City, Mexico
Aug. 29, 1972	Canada	2-2 T	Roy, Geimer	Baltimore, Md.
Aug. 20, 1972	Canada	2-3 L	Getzinger, Roy	St. John's, Canada

MEXICO 1970

QUALIFYING MATCHES

Date	Opponent	Result	U.S. Goal Scorers	Location
May 11, 1969	Haiti	0-1 L	–	San Diego, Calif.
April 20, 1969	Haiti	0-2 L	–	Port-au-Prince, Haiti
Nov. 10, 1968	Bermuda	2-0 W	Roy, own goal	Hamilton, Bermuda
Nov. 2, 1968	Bermuda	6-2 W	Millar (3), Baker (2), Roy	Kansas City, Mo.
Oct. 27, 1968	Canada	1-0 W	Albrecht	Atlanta, Ga.
Oct. 13, 1968	Canada	2-4 L	Roy, Stritzl	Toronto, Canada

ENGLAND 1966

QUALIFYING MATCHES

Date	Opponent	Result	U.S. Goal Scorers	Location
March 21, 65	Honduras	1-1 T	E. Murphy	Tegucigalpa, Honduras
March 17, 1965	Honduras	1-0 W	E. Murphy	San Pedro Sula, Honduras
March 12, 1965	Mexico	0-2 L	–	Mexico City, Mexico
March 7, 1965	Mexico	2-2 T	Shmotolocha, Bicek	Los Angeles, Calif.

CHILE 1962

QUALIFYING MATCHES

Date	Opponent	Result	U.S. Goal Scorers	Location
Nov. 13, 1960	Mexico	0-3 L	–	Mexico City, Mexico
Nov. 6, 1960	Mexico	3-3 T	Bicek, Zerhusen, Fister	Los Angeles, Calif.

SWEDEN 1958

QUALIFYING MATCHES

Date	Opponent	Result	U.S. Goal Scorers	Location
July 6, 1957	Canada	2-3 L	J. Murphy, Mendoza	St. Louis, Mo.
June 22, 1957	Canada	1-5 L	Keough	Toronto, Canada
April 28, 1957	Mexico	2-7 L	E. Murphy (2)	Long Beach, Calif.
April 7, 1957	Mexico	0-6 L	–	Mexico City, Mexico

SWITZERLAND 1954

QUALIFYING MATCHES

Date	Opponent	Result	U.S. Goal Scorers	Location
April 4, 1954	Haiti	3-0 W	Looby (2), Mendoza	Port-au-Prince, Haiti
April 3, 1954	Haiti	3-2 W	Casey, Looby, Chachurian	Port-au-Prince, Haiti
Jan. 14, 1954	Mexico	1-3 L	Looby	Mexico City, Mexico
Jan. 10, 1954	Mexico	0-4 L	–	Mexico City, Mexico

BRAZIL 1950

FINALS

Date	Opponent	Result	U.S. Goal Scorers	Location
July 2, 1950	Chile	2-5 L	Wallace, Maca	Recife, Brazil
June 29, 1950	England	1-0 W	Gaetjens	Belo Horizonte, Brazil
June 25, 1950	Spain	1-3 L	Pariani	Curtiba, Brazil

QUALIFYING MATCHES

Date	Opponent	Result	U.S. Goal Scorers	Location
Sept. 21, 1949	Cuba	5-2 W	Bahr, Wallace, J. Souza, Matevich (2)	Mexico City, Mexico
Sept. 18, 1949	Mexico	2-6 L	Wattman, J. Souza	Mexico City, Mexico
Sept. 14, 1949	Cuba	1-1 T	Wallace	Mexico City, Mexico
Sept. 4, 1949	Mexico	0-6 L	–	Mexico City, Mexico

ITALY 1934

FINALS

Date	Opponent	Result	U.S. Goal Scorers	Location
May 27, 1934	Italy	1-7 L	Donelli	Rome, Italy

QUALIFYING MATCHES

Date	Opponent	Result	U.S. Goal Scorers	Location
May 24, 1934	Mexico	4-2 W	Donelli (4)	Rome, Italy

URUGUAY 1930

FINALS

Date	Opponent	Result	U.S. Goal Scorers	Location
July 26, 1930	Argentina	1-6 L (S)	Brown	Montevideo, Uruguay
July 17, 1930	Paraguay	3-0 W	Patenaude (3)	Montevideo, Uruguay
July 13, 1930	Belgium	3-0 W	McGhee, Patenaude, Florie	Montevideo, Uruguay

U.S. Men's World Cup History

U.S. Men's National Team 2014 World Cup Statistics

2014 World Cup Record: 1-2-1

FIELD PLAYER STATISTICS

Name	Pos.	GP/GS	Min.	G	A	Pts	Y/R	WC Caps*	Goals
Altidore, Jozy	F	1/1	22	0	0	0	0/0	5	0
Beasley, DaMarcus	D	4/4	390	0	0	0	0/0	11	0
Beckerman, Kyle	M	3/3	270	0	0	0	1/0	3	0
Bedoya, Alejandro	M	4/3	283	0	0	0	0/0	4	0
Besler, Matt	D	4/4	345	0	0	0	0/0	4	0
Bradley, Michael	M	4/4	390	0	1	1	0/0	8	1
Brooks, John	D	1/0	45	1	0	2	0/0	1	1
Cameron, Geoff	D	3/3	300	0	0	0	1/0	3	0
Chandler, Timmy	D	0/0	0	0	0	0	0/0	0	0
Davis, Brad	M	1/1	58	0	0	0	0/0	1	0
Dempsey, Clint	F	4/4	386	2	0	4	0/0	10	4
Diskrud, Mix	M	0/0	0	0	0	0	0/0	0	0
Gonzalez, Omar	D	3/2	211	0	0	0	1/0	3	0
Green, Julian	F	1/0	16	1	0	2	0/0	1	1
Guzan, Brad	GK	0/0	0	0	0	0	0/0	0	0
Howard, Tim	GK	4/4	390	0	0	0	0/0	8	0
Johannsson, Aron	F	1/0	68	0	0	0	0/0	1	0
Johnson, Fabian	D	4/4	301	0	0	0	0/0	4	0
Jones, Jermaine	M	4/4	390	1	1	3	1/0	4	1
Rimando, Nick	GK	0/0	0	0	0	0	0/0	0	0
Wondolowski, Chris	F	2/0	53	0	0	0	0/0	2	0
Yedlin, DeAndre	D	3/0	115	0	0	0	0/0	3	0
Zusi, Graham	M	4/3	257	0	2	2	0/0	4	0
TOTALS		4/4	390	5	4	14	4/0		
Opponent Totals		4/4	390	6	3	15	4/0		

GOALKEEPER STATISTICS

Player	GP/GS	Min.	GF	GA	SO	GAA	W-L-T	WC Caps*	WC SO
Guzan, Brad	0/0	0	0	0	0	-	0-0-0	0	0
Howard, Tim	4/4	390	5	6	0	1.38	1-2-1	8	1
Rimando, Nick	0/0	0	0	0	0	-	0-0-0	0	0
TOTALS	4/4	390	5	6	0	1.38	1-2-1		
Opponent Totals	4/4	390	6	5	1	1.15	2-1-1		

WORLD CUP NOTES: The U.S. escaped the 'Group of Death' by virtue of a cathartic 2-1 win against Ghana and a 2-2 draw with Portugal to finish second in the Group G to eventual champion Germany.

Tim Howard became the all-time U.S. MNT leader in World Cup caps and starts among modern era goalkeepers, earning his eighth appearance and start against Belgium. Howard also tied a World Cup record for saves in a match with 15 in the Round of 16 match against Belgium.

DaMarcus Beasley became the only American to play in four FIFA World Cups. In total his 11 career tournament appearances tie for second all-time among MNT players with Cobi Jones and Earnie Stewart.

USMNT WC Lineups

GROUP G

June 16, 2014

vs. Ghana

@ Natal, Brazil: 2-1 W

Howard
F. Johnson
Cameron
Besler (Brooks-1)
Beasley
Bedoya (Zusi)
Beckerman
Jones
Bradley
Dempsey-1 (c)
Altidore (Johannsson)

June 22, 2014

vs. Portugal

@ Manaus, Brazil: 2-2 T

Howard
F. Johnson
Cameron
Besler
Beasley
Beckerman
Jones-1
Bedoya (Yedlin)
Bradley
Zusi (Gonzalez)
Dempsey-1 (c) (Wondolowski)

June 26, 2014

vs. Germany

@ Recife, Brazil: 0-1 L

Howard
F. Johnson
Gonzalez
Besler
Beasley
Beckerman
Jones
Davis (Bedoya)
Bradley
Zusi (Yedlin)
Dempsey (c)

July 1, 2014

vs. Belgium

@ Salvador, Brazil: 1-2 L OT

Howard
F. Johnson (Yedlin)
Gonzalez
Besler
Beasley
Cameron
Bradley
Jones
Bedoya (Green-1)
Dempsey (c)
Zusi (Wondolowski)

U.S. Men's National Team 2010 World Cup Statistics

2010 World Cup Record: 1-1-2

FIELD PLAYER STATISTICS

Name	Pos.	GP/GS	Min.	G	A	Pts	Y/R	WC Caps*	Goals
Altidore, Jozy	F	4/4	355	0	1	1	1/0	4	0
Beasley, DaMarcus	M	1/0	11	0	0	0	1/0	7	0
Bocanegra, Carlos	D	4/4	390	0	0	0	1/0	6	0
Bornstein, Jonathan	D	2/2	199	0	0	0	0/0	2	0
Bradley, Michael	M	4/4	390	1	0	2	0/0	4	1
Buddle, Edson	F	2/0	41	0	0	0	0/0	2	0
Cherundolo, Steve	D	4/4	390	0	1	1	2/0	7	0
Clark, Ricardo	M	2/2	120	0	0	0	1/0	2	0
DeMerit, Jay	D	4/4	390	0	0	0	1/0	4	0
Dempsey, Clint	M	4/4	390	1	0	2	0/0	6	2
Donovan, Landon	M	4/4	390	3	0	6	0/0	12	5
Edu, Maurice	M	3/1	198	0	0	0	0/0	3	0
Feilhaber, Benny	M	3/0	165	0	0	0	0/0	3	0
Findley, Robbie	F	3/3	166	0	0	0	2/0	3	0
Gomez, Herculez	F	3/1	86	0	0	0	0/0	3	0
Goodson, Clarence	D	0/0	0	0	0	0	0/0	0	0
Guzan, Brad	GK	0/0	0	0	0	0	0/0	0	0
Hahnemann, Marcus	GK	0/0	0	0	0	0	0/0	0	0
Holden, Stuart	M	1/0	5	0	0	0	0/0	1	0
Howard, Tim	GK	4/4	390	0	0	0	0/0	4	0
Onyewu, Oguchi	D	2/2	169	0	0	0	0/0	5	0
Spector, Jonathan	D	0/0	0	0	0	0	0/0	0	0
Torres, Jose	M	1/0	45	0	0	0	0/0	1	0

Totals		4/4	390	5	2	12	9/0	79	8
Opponent Totals		4/4	390	5	3	13	13/1		

GOALKEEPER STATISTICS

Player	GP/GS	Min.	GF	GA	SO	GAA	W-L-T	WC Caps*	WC SO
Guzan, Brad	0/0	0	0	0	0	-	0-0-0	0	0
Hahnemann, Marcus	0/0	0	0	0	0	-	0-0-0	0	0
Howard, Tim	4/4	390	5	5	1	1.15	1-1-2	4	1

TOTALS	4/4	390	5	5	1	1.15	1-1-2	4	1
Opponent Totals	4/4	390	5	5	0	1.15	1-1-2		

* indicates totals through the 2006 World Cup

WORLD CUP NOTES: The U.S. won its group for the first time in 80 years while finishing ahead of England, Slovenia and Algeria, respectively.

Clint Dempsey and Landon Donovan became the second and third Americans to score in multiple FIFA World Cups.

Donovan became the USA's all-time leading World Cup goalscorer with his fifth career goal in the Round of 16 against Ghana. With his 12th career appearance against Ghana he also became the U.S. leader in World Cup caps.

The U.S. scored in all of its World Cup matches for the first time since 1950.

The U.S. advanced out of its group for the fourth time and was eliminated in the Round of 16 for the second time (1994).

The U.S. earned a point from every game for the first time, and it was also the first time the U.S. earned a point from the third World Cup game.

USMNT WC Lineups

GROUP C

June 12, 2010

vs. England

@ Rustenburg, S. Africa: 1-1 T

Howard
Cherundolo
DeMerit
Onyewu
Bocanegra (c)
Donovan
Clark
Bradley
Dempsey-1
Findley (Buddle)
Altidore (Holden)

June 18, 2010

vs. Slovenia

@ Johannesburg, S. Africa: 2-2 T

Howard
Cherundolo
DeMerit
Onyewu (Gomez)
Bocanegra (c)
Dempsey
Bradley-1
Torres (Edu)
Donovan-1
Findley (Feilhaber)
Altidore

June 23, 2010

vs. Algeria

@ Pretoria, S. Africa: 1-0 W

Howard
Cherundolo
DeMerit
Bocanegra (c)
Bornstein (Beasley)
Donovan-1
Bradley
Edu (Buddle)
Dempsey
Gomez (Feilhaber)
Altidore

June 26, 2010

vs. Ghana

@ Rustenburg, S. Africa: 1-2 L OT

Howard
Cherundolo
DeMerit
Bocanegra (c)
Bornstein
Donovan-1
Bradley
Clark (Edu)
Dempsey
Findley (Feilhaber)
Altidore (Gomez)

U.S. Men's National Team 2006 World Cup Statistics

2006 World Cup Record: 0-2-1

FIELD PLAYER STATISTICS

Name	Pos.	GP/GS	Min.	G	A	Pts	Y/R	WC Caps*	Goals
Albright, Chris	D	0/0	0	0	0	0	0/0	0	0
Beasley, DaMarcus	M	3/2	209	0	1	1	0/0	6	0
Berhalter, Gregg	D	0/0	0	0	0	0	0/0	2	0
Bocanegra, Carlos	D	2/2	180	0	0	0	0/0	2	0
Cherundolo, Steve	D	3/3	195	0	0	0	0/0	3	0
Ching, Brian	F	0/0	0	0	0	0	0/0	0	0
Conrad, Jimmy	D	2/1	129	0	0	0	0/0	2	0
Convey, Bobby	M	3/2	158	0	0	0	0/0	3	0
Dempsey, Clint	M	2/2	151	1	0	2	0/0	2	1
Donovan, Landon	M	3/3	270	0	0	0	0/0	8	2
Hahnemann, Marcus	GK	0/0	0	0	0	0	0/0	0	0
Howard, Tim	GK	0/0	0	0	0	0	0/0	0	0
Johnson, Eddie	F	2/0	75	0	0	0	0/0	2	0
Keller, Kasey	GK	3/3	270	0	0	0	0/0	5	0
Lewis, Eddie	D	2/2	163	0	0	0	1/0	5	0
Mastroeni, Pablo	M	2/2	90	0	0	0	0/1	5	0
McBride, Brian	F	3/3	256	0	0	0	0/0	10	3
O'Brien, John	M	1/0	45	0	0	0	0/0	6	1
Olsen, Ben	M	1/0	51	0	0	0	0/0	1	0
Onyewu, Oguchi	D	3/3	270	0	0	0	1/0	3	0
Pope, Eddie	D	2/2	137	0	0	0	2/1	9	0
Reyna, Claudio	M	3/3	219	0	0	0	1/0	10	0
Wolff, Josh	F	1/0	14	0	0	0	0/0	3	0

TOTALS	3	270	2	1	3	5/2	81	7
Opponent Totals	3	270	6	3	12	10/1		

GOALKEEPER STATISTICS

Player	GP/GS	Min.	GF	GA	SO	GAA	W-L-T	WC Caps*	WC SO
Hahnemann, Marcus	0/0	0	0	0	0	0.00	0-0-0	0	0
Howard, Tim	0/0	0	0	0	0	0.00	0-0-0	0	0
Keller, Kasey	3/3	270	2	6	0	2.00	0-2-1	5	0
TOTALS	3/3	270	2	6	0	2.00	0-2-1	5	0
Opponent Totals	3/3	270	6	2	1	0.67	0-2-1		

NOTE: Italy own goal on June 17 included in totals

* WC Cap and goal totals through the 2006 World Cup

WORLD CUP NOTES: For the fifth time in eight World Cups, the U.S. failed to advance out of its group.

For the third time in the last four World Cups, the USA's opponents scored an own goal for the United States, this time courtesy of Italy's Christian Zaccarado in a thrilling 1-1 draw on June 17 in Kaiserslautern. That match featured the only World Cup game in U.S. history in which two players from the United States received red cards (Pablo Mastroeni and Eddie Pope).

The U.S. has scored first in just three of 18 World Cup games since 1990.

Brian McBride ended his illustrious career with the United States with a team-best three career World Cup goals.

McBride and Landon Donovan are the only two players to play in all eight U.S. World Cup games in 2002 and 2006.

Claudio Reyna and Kasey Keller are the only two players to be on four U.S. World Cup rosters.

USMNT WC Lineups

GROUP E

June 12, 2006

vs. Czech Republic
@ Gelsenkirchen, Germany; 0-3 L

Keller
Cherundolo (Johnson)
Onyewu
Pope
Lewis
Mastroeni (O'Brien)
Reyna (c)
Beasley
Convey
Donovan
McBride (Wolff)

June 17, 2006

vs. Italy (OG)

@ Kaiserslautern, Germany; 1-1 T

Keller
Cherundolo
Onyewu
Pope
Bocanegra
Mastroeni
Dempsey (Beasley)
Donovan
Reyna (c)
Convey (Conrad)
McBride

June 22, 2006

vs. Ghana

@ Nuremberg, Germany; 1-2 L

Keller
Cherundolo (Johnson)
Conrad
Onyewu
Bocanegra
Reyna (c) (Olsen)
Dempsey-1
Donovan
Beasley
Lewis (Convey)
McBride

U.S. Men's National Team 2002 World Cup Statistics

2002 World Cup Record: 2-2-1

FIELD PLAYER STATISTICS

Name	Pos.	GP/GS	Min.	G	A	Pts	Y/R	WC Caps*	Goals
Agoos, Jeff	D	3/3	215	0	0	0	1/0	3	0
Beasley, DaMarcus	M	3/2	219	0	0	0	1/0	3	0
Berhalter, Gregg	D	2/2	180	0	0	0	2/0	2	0
Cherundolo, Steve	D	0/0	0	0	0	0	0/0	0	0
Donovan, Landon	M/F	5/5	434	2	0	4	0/0	5	2
Friedel, Brad	GK	5/5	450	0	0	0	1/0	6	0
Hejduk, Frankie	D/M	4/4	334	0	0	0	2/0	7	0
Jones, Cobi	M	4/0	106	0	0	0	0/0	11	0
Keller, Kasey	GK	0/0	0	0	0	0	0/0	2	0
Lewis, Eddie	M	3/2	196	0	1	1	1/0	3	0
Llamosa, Carlos	D	2/0	12	0	0	0	0/0	2	0
Mastroeni, Pablo	D/M	3/3	258	0	0	0	2/0	3	0
Mathis, Clint	M/F	3/2	204	1	1	3	0/0	3	1
McBride, Brian	F	5/5	372	2	1	5	0/0	7	3
Meola, Tony	GK	0/0	0	0	0	0	0/0	7	0
Moore, Joe-Max	F	2/0	49	0	0	0	0/0	4	0
O'Brien, John	M	5/5	450	1	1	3	0/0	5	1
Pope, Eddie	D	5/5	439	0	0	0	2/0	7	0
Regis, David	D	0/0	0	0	0	0	0/0	3	0
Reyna, Claudio	M	4/4	360	0	0	0	1/0	7	0
Sanneh, Tony	D/M	5/5	450	0	1	1	0/0	5	0
Stewart, Earnie	M/F	4/2	155	0	0	0	0/0	11	1
Wolff, Josh	F	2/1	67	0	1	1	1/0	2	0

TOTALS		5	450	7	6	20	14/0	108	8
Opponent Totals		5	450	7	4	18	14/1		

GOALKEEPER STATISTICS

Player	GP/GS	Min.	GF	GA	SO	GAA	W-L-T	WC Caps*	WC SO
Friedel, Brad	5/5	450	7	7	1	1.40	2-2-1	6	1
Keller, Kasey	0/0	0	0	0	0	-	0-0-0	2	0
Meola, Tony	0/0	0	0	0	0	-	0-0-0	7	0

TOTALS	5	450	7	7	1	1.40	2-2-1	15	1
Opponent Totals	5	450	7	7	1	1.40	2-2-1		

NOTE: Portugal own goal on June 5 included in totals
 * WC Cap and goal totals through the 2002 World Cup

WORLD CUP NOTES: The U.S. advanced as far as the World Cup quarterfinals for the first time in 72 years. Its previous best was a semifinal appearance at the 1930 World Cup, where the U.S. advanced straight from group play into the final four.

The U.S. victory over Mexico marked the USA's first-ever knockout round victory in World Cup play. It was also the USA's first World Cup shutout since the team's historic 1-0 victory over England in Brazil in 1950.

Claudio Reyna became the first U.S. Men's National Team player to be named to the FIFA All-World Cup First Team.

Brian McBride became the first player in U.S. MNT history to score goals in consecutive World Cups, scoring two game-winners for the U.S. in 2002.

Cobi Jones and Earnie Stewart each played in four 2002 World Cup games to extend their career totals to a U.S. Soccer record 11 World Cup match appearances.

USMNT WC Lineups

GROUP D

June 5, 2002
vs. Portugal (OG)
@ Suwon, Korea Republic; 3-2 W
 Friedel
 Hejduk
 Agoos
 Pope (Llamosa)
 Sanneh
 Mastroeni
 Beasley
 O'Brien-1
 Stewart (c) (Jones)
 Donovan (Moore)
 McBride-1

June 10, 2002
vs. Korea Republic
@ Daegu, Korea Republic; 1-1 T
 Friedel
 Hejduk
 Agoos
 Pope
 Sanneh
 Reyna (c)
 Beasley (Lewis)
 O'Brien
 Donovan
 Mathis-1 (Wolff)
 McBride

June 14, 2002
vs. Poland
@ Daegjeon, Korea Republic; 1-3 L
 Friedel
 Hejduk
 Agoos (Beasley)
 Pope
 Sanneh
 Reyna (c)
 Stewart (Jones)
 O'Brien
 Donovan-1
 Mathis
 McBride (Moore)

ROUND OF 16
June 17, 2002
vs. Mexico
@ Jeonju, Korea Republic; 2-0 W
 Friedel
 Berhalter
 Pope
 Sanneh
 Mastroeni (Llamosa)
 Lewis
 Reyna (c)
 O'Brien
 Donovan-1
 McBride-1 (Jones)
 Wolff (Stewart)

QUARTERFINALS
June 21, 2002
vs. Germany
@ Ulsan, Korea Republic; 0-1 L
 Friedel
 Berhalter
 Pope
 Sanneh
 Mastroeni (Stewart)
 Lewis
 Reyna (c)
 Hejduk (Jones)
 O'Brien
 Donovan
 McBride (Mathis)

U.S. NATIONAL TEAM WORLD CUP '98, '94 & '90 Statistics

FIELD PLAYER STATISTICS

Name	Pos	France 1998					USA 1994					Italy 1990							
		GP	Min.	G	A	Pts	Y/R	GP	Min.	G	A	Pts	Y/R	GP	Min.	G	A	Pts	Y/R
Agoos, Jeff	D	0/0	0	0	0	0	0	-	-	-	-	-	-	-	-	-	-	-	-
Armstrong, Desmond	D	-	-	-	-	-	-	-	-	-	-	-	-	3/3	270	0	0	0	0
Balboa, Marcelo	D	1/0	8	0	0	0	0	4/4	360	0	0	0	0	3/2	206	0	0	0	0
Banks, Jimmy	D	-	-	-	-	-	-	-	-	-	-	-	-	2/2	135	0	0	0	2/0
Bliss, Brian	D	-	-	-	-	-	-	-	-	-	-	-	-	1/0	20	0	0	0	0
Burns, Mike	D	2/2	135	0	0	0	0	0/0	0	0	0	0	0	-	-	-	-	-	-
Caligiuri, Paul	D	-	-	-	-	-	-	4/4	360	0	0	0	0	3/3	262	1	0	2	1/0
Clavijo, Fernando	D	-	-	-	-	-	-	3/2	265	0	0	0	1/1	-	-	-	-	-	-
Covone, Neil	M	-	-	-	-	-	-	-	-	-	-	-	-	0/0	0	0	0	0	0
Deering, Chad	M	1/1	70	0	0	0	0	-	-	-	-	-	-	-	-	-	-	-	-
Dooley, Thomas	M	3/3	254	0	0	0	0	4/4	360	0	0	0	0	-	-	-	-	-	-
Doyle, John	D	-	-	-	-	-	-	-	-	-	-	-	-	2/2	180	0	0	0	0
Eichmann, Eric	M	-	-	-	-	-	-	-	-	-	-	-	-	0/0	0	0	0	0	0
Harkes, John	M	-	-	-	-	-	-	3/3	270	0	0	0	2/0	3/3	270	0	0	0	0
Hejduk, Frankie	M	3/2	199	0	0	0	1/0	-	-	-	-	-	-	-	-	-	-	-	-
Henderson, Chris	M	-	-	-	-	-	-	-	-	-	-	-	-	0/0	0	0	0	0	0
Jones, Cobi	M	3/3	270	0	0	0	0	4/1	151	0	0	0	0	-	-	-	-	-	-
Klopas, Frank	F	-	-	-	-	-	-	0/0	0	0	0	0	0	-	-	-	-	-	-
Kooiman, Cle	D	-	-	-	-	-	-	1/1	90	0	0	0	0	-	-	-	-	-	-
Krumpe, Paul	D	-	-	-	-	-	-	-	-	-	-	-	-	0/0	0	0	0	0	0
Lalas, Alexi	D	0/0	0	0	0	0	0	4/4	360	0	0	0	1/0	-	-	-	-	-	-
Lapper, Mike	D	-	-	-	-	-	-	0/0	0	0	0	0	0	-	-	-	-	-	-
Maisonneuve, Brian	M	3/2	188	0	0	0	0	-	-	-	-	-	-	-	-	-	-	-	-
McBride, Brian	F	2/2	180	1	0	2	0	-	-	-	-	-	-	-	-	-	-	-	-
Moore, Joe-Max	F	2/2	148	0	0	0	0	0/0	0	0	0	0	0	-	-	-	-	-	-
Murray, Bruce	F	-	-	-	-	-	-	-	-	-	-	-	-	3/3	249	1	1	3	1/0
Perez, Hugo	M	-	-	-	-	-	-	1/1	66	0	0	0	0	-	-	-	-	-	-
Pope, Eddie	D	2/2	180	0	0	0	1/0	-	-	-	-	-	-	-	-	-	-	-	-
Radosavljevic, Preki	F	2/0	55	0	1	1	0	-	-	-	-	-	-	-	-	-	-	-	-
Ramos, Tab	M	-	-	-	-	-	-	4/4	287	0	1	1	0	3/3	270	0	1	0	1/0
Regis, David	D	3/3	270	0	0	0	1/0	-	-	-	-	-	-	-	-	-	-	-	-
Reyna, Claudio	M	3/3	270	0	0	0	1/0	0/0	0	0	0	0	0	-	-	-	-	-	-
Sorber, Mike	M	-	-	-	-	-	-	4/4	344	0	0	0	0	-	-	-	-	-	-
Stewart, Earnie	M/F	3/2	213	0	0	0	0	4/4	327	1	0	2	0	-	-	-	-	-	-
Stollmeyer, John	M	-	-	-	-	-	-	-	-	-	-	-	-	2/1	74	0	0	0	0
Sullivan, Chris	F	-	-	-	-	-	-	-	-	-	-	-	-	2/0	21	0	0	0	0
Tritttschuh, Steve	D	-	-	-	-	-	-	-	-	-	-	-	-	1/1	90	0	0	0	1/0
Vermes, Peter	F	-	-	-	-	-	-	-	-	-	-	-	-	3/3	270	0	0	0	0
Wegerle, Roy	F	2/1	83	0	0	0	0	4/0	102	0	0	0	0	-	-	-	-	-	-
Windischmann, Mike	D	-	-	-	-	-	-	-	-	-	-	-	-	3/3	270	0	0	0	1/0
Wynalda, Eric	F	2/1	90	0	0	0	0	4/4	253	1	0	2	0	2/1	87	0	0	0	0/1
TOTALS		3/3	270	1	1	3	4/0	4/4	360	2	1	5	4/1	3/3	270	2	2	5	8/1

GOALKEEPER STATISTICS

Name	Pos	France 1998					USA 1994					Italy 1990					
		GP	Min.	W-L-T	GF	GA	GP	Min.	W-L-T	GF	GA	GP	Min.	W-L-T	GF	GA	
Friedel, Brad	GK	1/1	90	0-1-0	0	1	0/0	0	0-0-0	0	0	0	-	-	-	-	-
Keller, Kasey	GK	2/2	180	0-2-0	1	4	-	-	-	-	-	-	0/0	0	0-0-0	0	0
Meola, Tony	GK	3/3	270	0-3-0	2	8	4/4	360	1-2-1	3	4	3/3	270	0-3-0	2	8	
Sommer, Juergen	GK	0/0	0	0-0-0	0	0	0/0	0	0-0-0	0	0	0/0	0	0-0-0	0	0	
Vanole, David	GK	-	-	-	-	-	-	-	-	-	-	-	0/0	0	0-0-0	0	0
TOTALS		3/3	270	0-3-0	1	5	4/4	360	1-2-1	3	4	3/3	270	0-3-0	2	8	

NOTE: Tony Meola received a yellow card at the 1990 World Cup in Italy.

U.S. NATIONAL TEAM WORLD CUP '50, '34 & '30 Statistics

FIELD PLAYER STATISTICS

Name	Pos	Brazil 1950					Italy 1934					Uruguay 1930				
		GP	Min.	G	A	Pts	GP	Min.	G	A	Pts	GP	Min.	G	A	Pts
Amrhein, Thomas	D	-	-	-	-	-	0	0	0	0	0	-	-	-	-	-
Annis, Bob	D	0	0	0	0	0	-	-	-	-	-	-	-	-	-	-
Auld, Andrew	M	-	-	-	-	-	-	-	-	-	-	3	270	0	1	1
Bahr, Walter	M	3	270	0	1	1	-	-	-	-	-	-	-	-	-	-
Bookie, Michael	F	-	-	-	-	-	-	-	-	-	-	0	0	0	0	0
Brown, James	M	-	-	-	-	-	-	-	-	-	-	3	270	1	0	2
Colombo, Charlie	D	3	270	0	0	0	-	-	-	-	-	-	-	-	-	-
Combes, Geoff	D	0	0	0	0	0	-	-	-	-	-	-	-	-	-	-
Craddock, Robert	M	0	0	0	0	0	-	-	-	-	-	-	-	-	-	-
Czerkiewicz, Edward	D	-	-	-	-	-	1	90	0	0	0	-	-	-	-	-
Dick, Walter	F	-	-	-	-	-	1	90	0	0	0	-	-	-	-	-
DiOrio, Nicholas	F	0	0	0	0	0	-	-	-	-	-	-	-	-	-	-
Donelli, Aldo	F	-	-	-	-	-	1	90	1	0	2	-	-	-	-	-
Fielder, Bill	M	-	-	-	-	-	0	0	0	0	0	-	-	-	-	-
Florie, Thomas	F	-	-	-	-	-	1	90	0	0	0	3	270	1	1	3
Gallagher, James	D	-	-	-	-	-	0	0	0	0	0	3	270	0	0	0
Gaetjens, Joseph	F	3	270	1	0	2	-	-	-	-	-	-	-	-	-	-
Gentle, James	D	-	-	-	-	-	-	-	-	-	-	0	0	0	0	0
Gonsalves, Billy	M	3	270	0	1	1	1	90	0	0	0	3	270	0	1	1
Keough, Harry	D	3	270	0	0	0	-	-	-	-	-	-	-	-	-	-
Lehman, William	D	-	-	-	-	-	0	0	0	0	0	-	-	-	-	-
Lynch, Tom	M	-	-	-	-	-	0	0	0	0	0	-	-	-	-	-
Maca, Joseph	D	3	270	1	1	3	-	-	-	-	-	-	-	-	-	-
Martinelli, Joseph	D	-	-	-	-	-	0	0	0	0	0	-	-	-	-	-
McGhee, Bart	F	-	-	-	-	-	-	-	-	-	-	3	270	1	0	2
McLean, Bill	F	-	-	-	-	-	1	90	0	0	0	-	-	-	-	-
McIlvenny, Edward	D	3	270	0	0	0	-	-	-	-	-	-	-	-	-	-
Moorhouse, George	D	-	-	-	-	-	1	90	0	0	0	3	270	0	0	0
Nilsen, Werner	M	-	-	-	-	-	1	90	0	0	0	-	-	-	-	-
Oliver, Arnold	M	-	-	-	-	-	0	0	0	0	0	-	-	-	-	-
Pariani, Gino	M	3	270	1	0	2	-	-	-	-	-	-	-	-	-	-
Patenaude, Bert	F	3	270	4	0	8	-	-	-	-	-	-	-	-	-	-
Pietras, Peter	D	-	-	-	-	-	1	90	0	0	0	-	-	-	-	-
Rapp, Herman	D	-	-	-	-	-	0	0	0	0	0	-	-	-	-	-
Ryan, Francis	M	-	-	-	-	-	1	90	0	0	0	-	-	-	-	-
Slone, Philip	M	-	-	-	-	-	-	-	-	-	-	0	0	0	0	0
Souza, Edward	F	2	180	0	0	0	-	-	-	-	-	-	-	-	-	-
Souza, John	F	3	270	0	0	0	-	-	-	-	-	-	-	-	-	-
Tracy, Ralph	D	-	-	-	-	-	-	-	-	-	-	3	270	0	0	0
Vaughn, Frank	D	-	-	-	-	-	-	-	-	-	-	0	0	0	0	0
Wallace, Frank	M	3	270	1	0	2	-	-	-	-	-	-	-	-	-	-
Wolanin, Adam	M	1	90	0	0	0	-	-	-	-	-	-	-	-	-	-
Wood, Alexander	D	-	-	-	-	-	-	-	-	-	-	3	270	0	0	0
TOTALS		3	270	4	2	10	1	90	1	0	2	3	270	7	3	37

GOALKEEPER STATISTICS

Name	Pos	Brazil 1950					Italy 1934					Uruguay 1930				
		GP	Min.	W-L-T	GF	GA	GP	Min.	W-L-T	GF	GA	GP	Min.	W-L-T	GF	GA
Borghini, Frank	GK	3	270	1-2-0	4	8	-	-	-	-	-	-	-	-	-	-
Douglas, James	GK	-	-	-	-	-	-	-	-	-	-	3	270	2-1-0	7	6
Gardassanich, Gino	GK	0	0	0-0-0	0	0	-	-	-	-	-	-	-	-	-	-
Hjulian, Julius	GK	-	-	-	-	-	1	90	0-1-0	1	7	-	-	-	-	-
TOTALS		3	270	1-2-0	4	8	1	90	0-1-0	1	7	3	270	2-1-0	7	6

U.S. MNT HISTORY WORLD CUP HISTORY PROGRAMS COMPETITIONS U.S. HISTORY & INFO

U.S. Men's National Team All-Time World Cup Appearances

Player	Caps	Goals	Era	Player	Caps	Goals	Era
Agoos, Jeff	3	0	1998, 2002	Lewis, Eddie	5	0	2002, 2006
Altidore, Jozy	5	0	2010, 2014	Llamosa, Carlos	2	0	2002
Auld, Andrew	3	0	1930	Maca, Joseph	3	1	1950
Armstrong, Desmond	3	0	1990	Maisonneuve, Brian	3	0	1998
Bahr, Walter	3	0	1950	Mastroeni, Pablo	5	0	2002, 2006
Balboa, Marcelo	8	0	1990, 1994, 1998	Mathis, Clint	3	1	2002
Banks, Jimmy	2	0	1990	McBride, Brian	10	3	1998, 2002, 2006
Beasley, DaMarcus	11	0	2002, 06, 10, 14	McGhee, Bart	3	1	1930
Beckerman, Kyle	3	0	2014	McIlvenny, Edward	3	0	1950
Bedoya, Alejandro	4	0	2014	McLean, Bill	1	0	1934
Berhalter, Gregg	2	0	2002, 2006	Meola, Tony	7	0	1990, 1994, 2002
Besler, Matt	4	0	2014	Moore, Joe-Max	4	0	1994, 1998, 2002
Bliss, Brian	1	0	1990	Moorhouse, George	4	0	1930, 1934
Bocanegra, Carlos	6	0	2006, 2010	Murray, Bruce	3	1	1990
Borgh, Frank	3	0	1950	Nilsen, Werner	1	0	1934
Bornstein, Jonathan	2	0	2010	O'Brien, John	6	1	2002, 2006
Bradley, Michael	8	1	2010, 2014	Olsen, Ben	1	0	2006
Brooks, John	1	1	2014	Onyewu, Oguchi	5	0	2006, 2010
Brown, James	3	1	1930	Pariani, Gino	3	1	1950
Buddle, Edson	2	0	2010	Patenaude, Bert	3	4	1930
Burns, Mike	2	0	1994, 1998	Perez, Hugo	1	0	1994
Caligiuri, Paul	7	1	1990, 1994	Pietras, Peter	1	0	1934
Cameron, Geoff	3	0	2014	Pope, Eddie	9	0	1998, 2002, 2006
Cherundolo, Steve	4	0	2006, 2010	Radosavljevic, Preki	2	0	1998
Clark, Ricardo	2	0	2010	Ramos, Tab	9	0	1990, 1994, 1998
Clavijo, Fernando	3	0	1994	Regis, David	3	0	1998, 2002
Colombo, Charles	3	0	1950	Reyna, Claudio	10	0	1994, 98, 02, 06
Conrad, Jimmy	2	0	2006	Ryan, Francis	1	0	1934
Convey, Bobby	3	0	2006	Sanneh, Tony	5	0	2002
Czerkiewicz, Ed	1	0	1934	Sorber, Mike	4	0	1994
Davis, Brad	1	0	2014	Souza, Ed	2	0	1950
Deering, Chad	1	0	1998	Souza, John	3	0	1950
DeMerit, Jay	4	0	2010	Stewart, Earnie	11	1	1994, 1998, 2002
Dempsey, Clint	10	4	2006, 2010, 2014	Stollmeyer, John	2	0	1990
Dick, Walter	1	0	1934	Sullivan, Chris	2	0	1990
Donelli, Aldo	1	1	1934	Torres, José	1	0	2010
Donovan, Landon	12	5	2002, 2006, 2010	Tracy, Ralph	3	0	1930
Dooley, Thomas	7	0	1994, 1998	Trittshuh, Steve	1	0	1990
Douglas, James	3	0	1930	Vermes, Peter	3	0	1990
Edu, Maurice	3	0	2010	Wallace, Frank	3	1	1950
Feilhaber, Benny	3	0	2010	Wegerle, Roy	6	0	1994, 1998
Findley, Robbie	3	0	2010	Windschmann, Mike	3	0	1990
Florie, Thomas	4	1	1930, 1934	Wolanin, Adam	1	0	1950
Friedel, Brad	6	0	1994, 1998, 2002	Wolff, Josh	3	0	2002, 2006
Gaetjens, Joseph	3	1	1950	Wondolowski, Chris	2	0	2014
Gallagher, James	3	0	1930	Wood, Alexander	3	0	1930
Gomez, Herculez	3	0	2010	Wynalda, Eric	8	1	1990, 1994, 1998
Gonzalez, Omar	3	0	2014	Yedlin, DeAndre	3	0	2014
Gonsalves, Billy	4	0	1930, 1934	Zusi, Graham	4	0	2014
Green, Julian	1	1	2014				
Harkes, John	6	0	1990, 1994				
Hejduk, Frankie	7	0	1998, 2002				
Hjulian, Julius	1	0	1934				
Holden, Stuart	1	0	2010				
Howard, Tim	8	0	2010, 2014				
Johannsson, Aron	1	0	2014				
Johnson, Eddie	2	0	2006				
Johnson, Fabian	4	0	2014				
Jones, Cobi	11	0	1994, 1998, 2002				
Jones, Jermaine	4	1	2014				
Keller, Kasey	5	0	1990, 98, 02, 06				
Keough, Harry	3	0	1950				
Kooiman, Cle	1	0	1994				
Lalas, Alexi	4	0	1994, 1998				

U.S. MNT All-Time World Cup Leaders

APPEARANCES

	Name	Caps	Goals	Era
1.	Donovan, Landon	12	5	2002, 06, 10
2.	Beasley, DaMarcus	11	0	02, 06, 10, 14
	Jones, Cobi	11	0	1994, 98, 02
	Stewart, Earnie	11	1	1994, 98, 02
5.	Dempsey, Clint	10	4	2006, 10, 14
	McBride, Brian	10	3	1998, 02, 06
	Reyna, Claudio	10	0	94, 98, 02, 06
8.	Pope, Eddie	9	0	1998, 02, 06
	Ramos, Tab	9	0	1990, 94, 98
10.	Balboa, Marcelo	8	0	1990, 94, 98
	Bradley, Michael	8	1	2010, 14
	Howard, Tim	8	0	2010, 14
	Wynalda, Eric	8	1	1990, 94, 98
14.	Caligiuri, Paul	7	1	1990, 94
	Dooley, Thomas	7	0	1994, 98
	Hejduk, Frankie	7	0	1998, 02
	Meola, Tony	7	0	1990, 94, 02
18.	Bocanegra, Carlos	6	0	2006, 10
	Friedel, Brad	6	0	1994, 98, 02
	Harkes, John	6	0	1990, 94
	O'Brien, John	6	1	2002, 06
	Wegerle, Roy	6	0	1994, 98

GOAL SCORERS

	Name	Goals	Caps	Era
1.	Donovan, Landon	5	12	2002, 06, 10
2.	Dempsey, Clint	4	10	2006, 10, 14
	Patenaude, Bert	4	3	1930
	McBride, Brian	3	10	1998, 02, 06
5.	Bradley, Michael	1	8	2010, 14
	Brooks, John	1	1	2014
	Brown, James	1	3	1930
	Caligiuri, Paul	1	7	1990, 94
	Donelli, Aldo	1	1	1934
	Florie, Thomas	1	4	1930, 34
	Gaetjens, Joseph	1	3	1950
	Green, Julian	1	1	2014
	Maca, Joseph	1	3	1950
	Mathis, Clint	1	3	2002
	McGhee, Bart	1	3	1930
	Murray, Bruce	1	3	1990
	O'Brien, John	1	6	2002, 06
	Pariani, Gino	1	3	1950
	Stewart, Earnie	1	11	1994, 98, 02
	Wallace, Frank	1	3	1950
	Wynalda, Eric	1	8	1990, 94, 98

Goalkeepers

MODERN ERA: APPEARANCES

Name	Caps	Starts	Era
1. Howard, Tim	8	8	2010, 14
2. Meola, Tony	7	7	1990, 94, 02
3. Friedel, Brad	6	6	1994, 98, 02
4. Keller, Kasey	5	5	90, 98, 02, 06

MODERN ERA: WINS

Name	Wins	Caps	Era
1. Friedel, Brad	2	6	1994, 98, 02
Howard, Tim	2	8	2010, 14
3. Meola, Tony	1	7	1990, 94, 02
4. Keller, Kasey	0	5	90, 98, 02, 06

MODERN ERA: SHUTOUTS

Name	SO	Caps	Era
1. Friedel, Brad	1	6	1994, 98, 02
Howard, Tim	1	8	2010, 14
3. Keller, Kasey	0	5	90, 98, 02, 06
Meola, Tony	0	7	1990, 94, 02

Past World Cup Sites & Results

Year	Site	Champion	Manager	Score	Runner-up	Third Place
2018	Russia	France	Didier Deschamps	4-2	Croatia	Belgium 2, England 0
2014	Brazil	Germany	Joachim Löw	1-0 (ot)	Argentina	Netherlands 3, Brazil 0
2010	South Africa	Spain	Vicente del Bosque	1-0 (ot)	Netherlands	Germany 3, Uruguay 2
2006	Germany	Italy	Marcello Lippi	1-1 (5-3 pk)	France	Germany 3, Portugal 1
2002	Korea/Japan	Brazil	Luiz Felipe Scolari	2-0	Germany	Turkey 3, Korea Rep. 2
1998	France	France	Aime Jacquet	3-0	Brazil	Croatia 2, Holland 1
1994	USA	Brazil	Carlos Parreira	0-0 (3-2 pk)	Italy	Sweden 4, Bulgaria 0
1990	Italy	W. Germany	Franz Beckenbauer	1-0	Argentina	Italy 2, England 1
1986	Mexico	Argentina	Carlos Bilardo	3-2	W. Germany	France 4, Belgium 2 (ot)
1982	Spain	Italy	Enzo Bearzot	3-1	W. Germany	Poland 3, France 2
1978	Argentina	Argentina	Cesar Menotti	3-1 (ot)	Netherlands	Brazil 2, Italy 1
1974	W. Germany	W. Germany	Helmut Schoen	2-1	Netherlands	Poland 1, Brazil 0
1970	Mexico	Brazil	Mario Zagalo	4-1	Italy	W. Germany 1, Uruguay 0
1966	England	England	Alf Ramsey	4-2 (ot)	West Germany	Portugal 2, USSR 1
1962	Chile	Brazil	Aymore Moreira	3-1	Czechoslovakia	Chile 1, Yugoslavia 0
1958	Sweden	Brazil	Vicente Feola	5-2	Sweden	France 6, W. Germany 3
1954	Switzerland	W. Germany	Sepp Herberger	3-2	Hungary	Austria 3, Uruguay 1
1950	Brazil	Uruguay	Juan Lopez	2-1	Brazil	Sweden
1938	France	Italy	Vittorio Pozzo	4-2	Hungary	Brazil 4, Sweden 2
1934	Italy	Italy	Vittorio Pozzo	2-1 (ot)	Czechoslovakia	Germany 3, Austria 2
1930	Uruguay	Uruguay	Alberto Supicci	4-2	Argentina	USA

World Cup Attendance & Goal History

Year	Site	Matches	Total Attendance	Average Attendance/Match	Total Goals	Average Goals/Match
2018	Russia	64	3,031,768	47,371	169	2.64
2014	Brazil	64	3,429,873	53,592	171	2.67
2010	South Africa	64	3,178,856	49,670	145	2.27
2006	Germany	64	3,359,439	52,491	147	2.30
2002	Korea/Japan	64	2,705,134	42,268	161	2.53
1998	France	64	2,785,100	43,517	171	2.67
1994	USA	52	3,587,538	68,991	141	2.71
1990	Italy	52	2,517,348	48,411	115	2.21
1986	Mexico	52	2,441,731	43,956	132	2.54
1982	Spain	52	1,856,277	35,698	146	2.80
1978	Argentina	38	1,610,215	42,374	102	2.68
1974	West Germany	38	1,774,022	46,685	97	2.55
1970	Mexico	32	1,673,975	52,312	95	2.96
1966	England	32	1,614,677	50,458	89	2.78
1962	Chile	32	776,000	24,250	89	2.78
1958	Sweden	35	868,000	24,800	126	3.60
1954	Switzerland	26	943,000	36,270	140	5.38
1950	Brazil	22	1,337,000	60,772	88	4.00
1938	France	18	483,000	26,833	84	4.66
1934	Italy	17	395,000	23,235	70	4.11
1930	Uruguay	18	434,500	24,139	70	3.89

U.S. Men's National Team All-Time World Cup Qualifying Appearances

Player	Caps	Goals	Era	Player	Caps	Goals	Era
Acosta, Kellyn	6	0	2016-2017	Davis, Rick	12	1	1980-1988
Adu, Freddy	6	1	2008-2009	DeLong, Gary	3	0	1968
Agoos, Jeff	26	0	1996-2001	DeMerit, Jay	3	0	2008-2009
Albrecht, Dietrich	6	1	1968	Dempsey, Clint	43	18	2004-2017
Albright, Chris	8	0	2001-2005	DiBernardo, Angelo	10	1	1980-1985
Altidore, Jozy	41	18	2008-2017	Diskericud, Mix	4	0	2013-2016
Armas, Chris	19	0	2001-2005	Djordjevic, Slodubian	1	0	1972
Armstrong, Desmond	3	0	1988-1989	Donelli, Aldo	1	4	1934
Arnaud, Davy	1	0	2008	Donovan, Landon	40	13	2001-2013
Arriola, Paul	7	1	2016-2017	Dooley, Thomas	12	1	1996-1997
Bachmeier, Adolf	9	0	1965-1968	Doyle, John	4	0	1988-1989
Baker, Gerry	5	2	1968	Duback, Jeff	1	0	1989
Bahr, Walter	9	1	1949-1957	DuBose, Winston	2	0	1980-1984
Balboa, Marcelo	10	0	1989-1997	Durgan, Jeff	3	0	1984-1985
Banach, Orest	4	0	1969-1972	Eck, Ted	1	0	1989
Bandov, Boris	8	1	1976-1980	Edu, Maurice	12	0	2008-2013
Banks, Jimmy	4	0	1989	Eichmann, Eric	3	1	1989
Barone, Gary	1	0	1972	Ely, Alex	3	0	1965
Barrett, Chad	1	0	2008	Embarger, Edward	2	0	1954
Barto, Barry	4	0	1972	Engedal, Svend	2	0	1957
Bayardo, Abaunza	3	0	1965-1969	Eppy, William	1	0	1957
Beasley, DaMarcus	35	6	2001-2017	Evans, Brad	5	1	2013
Beckerman, Kyle	8	0	2009-2016	Fajkus, Charlie	2	0	1984-1985
Bedoya, Alejandro	8	0	2013-2017	Feher, Sandy	2	0	1968
Benedek, Janos	1	0	1968	Feilhaber, Benny	7	0	2009-2017
Benitez, Jorge	2	0	1972	Ficken, Dieter	1	0	1972
Berhalter, Gregg	14	0	2001-2005	Finlay, Ethan	1	0	2016
Besler, Matt	14	1	2013-2017	Fister, Karl	2	1	1960
Birnbaum, Steve	2	0	2016	Flater, Mike	5	0	1976
Bicek, Helmut	5	2	1960-1965	Florie, Thomas	1	1	1934
Bick, Sam	1	0	1976	Formoso, Santiago	3	0	1976
Bliss, Brian	9	1	1988-1989	Fowles, Colin	3	0	1980
Bocanegra, Carlos	31	5	2004-2012	Fox, Mike	4	0	1985
Borghi, Frank	5	0	1949-1954	Franks, Leroy	1	0	1957
Borja, Hernan	5	1	1984-1988	Fraser, Robin	1	1	2001
Bornstein, Jonathan	6	1	2008-2009	Friedel, Brad	13	0	1996-2001
Boyd, Terrence	3	0	2013	Fry, Chance	1	0	1984
Bradley, Michael	40	7	2008-2017	Gabarra, Jim	6	0	1989
Brcic, David	2	0	1984-1985	Gallagher, James	1	0	1930-1934
Brooks, John	4	0	2016-2017	Gansler, Bob	2	0	1968
Brown, George	1	0	1957	Geimer, Gene	4	2	1972
Burkard, Robert	1	0	1957	Gentile, Carl	3	0	1968
Burns, Mike	11	0	1996-1997	Gerley, Victor	4	0	1965
Califf, Danny	4	0	2005-2009	Getzinger, Rudy	3	1	1972
Caligiuri, Paul	9	2	1985-1997	Gibbs, Cory	6	0	2004-2005
Cameron, Fred	3	0	1965	Gomez, Herculez	8	2	2013
Cameron, Geoff	24	2	2013-2017	Gonsalves, Billy	1	0	1930-1934
Canter, Dan	6	0	1984-1985	Gonzalez, Omar	18	0	2013-2017
Cantillo, Ringo	4	0	1980	Gooch, Lynden	1	0	2016
Carroll, Brian	1	0	2005	Goodson, Clarence	8	0	2008-2013
Casey, Conor	7	2	2004-2009	Gordon, Alan	1	0	2012
Casey, Cornelius	4	1	1954	Gormley, Robert	1	0	1954
Castillo, Edgar	6	0	2013-2016	Goulet, Brent	3	0	1989
Chachurian, Yprem	3	1	1954	Grabowski, Gene	1	0	1957
Chandler, Timmy	3	0	2013-2016	Grgurev, Fred	5	0	1976
Cherundolo, Steve	26	0	2001-2012	Griwnow, Steve	1	0	1954
Ching, Brian	16	6	2004-2009	Guzan, Brad	15	0	2008-2017
Chyzowych, Walter	2	0	1965	Gyau, Philip	1	0	1989
Clark, Ricardo	8	1	2005-2009	Hamlyn, Alan	3	0	1972
Clear, Edward	3	0	1968	Hahnemann, Marcus	1	0	2005
Cohen, Neil	1	0	1976	Hanna, James	1	0	1957
Coker, Ade	2	2	1984	Harkes, John	21	0	1989-1997
Colombo, Charles	4	0	1949	Hausemann, Larry	3	0	1968-1972
Conrad, Jim	1	0	2005	Hejduk, Frankie	17	2	1996-2009
Convey, Bobby	7	0	2004-2005	Henderson, Chris	3	1	1997-2001
Cook, Elwood	3	0	1957	Hjulian, Julius	1	0	1934
Cooper, Kenny	2	1	2008-2009	Holden, Stuart	6	0	2009-2013
Corona, Joe	2	0	2013	Hooker, Jeff	1	0	1985
Corrales, Ramiro	1	0	2004	Howard, Tim	39	0	2004-2017
Counce, Dan	1	0	1976	Hulcer, Larry	2	0	1980
Craddock Jr., Robert	1	0	1954	Hynes, Jack	4	0	1949
Crow, Kevin	3	0	1984-1988	Johannsson, Aron	3	1	2013
Crudo, Tony	1	0	1980	Johnson, Eddie	19	12	2004-2013
Cunningham, Jeff	2	0	2005	Johnson, Fabian	17	1	2013-2017
Czerkiewicz, Ed	1	0	1934	Jones, Cobi	30	3	1996-2004
Cziotka, Andy	4	0	1965	Jones, Jermaine	17	0	2012-2017
Davies, Charlie	6	2	2008-2009	Joseph, Miles	1	0	1996
Davis, Brad	4	0	2013	Kapp, Erhardt	2	1	1984-1985

Player	Caps	Goals	Era
Kehoe, Bob	4	0	1965
Keller, Kasey	31	0	1996-2005
Keough, Harry	11	1	1949-1957
Keough, Ty	3	0	1980
Kerr Jr., John	3	1	1985
Kirovski, Jovan	11	0	1996-2004
Klein, Chris	2	0	2001
Kljestan, Sacha	18	2	2008-2016
Klopas, Frank	7	2	1988-1989
Krat, Nick	8	0	1968-1972
Kreiger, Cornell	2	0	1965
Kreis, Jason	2	0	1996-2001
Krumpe, Paul	2	1	1988-1989
Lalas, Alexi	12	0	1996-1997
Lassiter, Roy	5	3	1996-1997
Lehman, William	1	0	1934
Lewis, Eddie	21	3	2001-2008
Lillie, Bud	1	0	1957
Liveric, Mark	3	0	1980
Llamosa, Carlos	9	0	2001
Lletget, Sebastian	1	1	2017
Looby, William	6	4	1954-1957
Maisonneuve, Brian	1	0	1997
Makowski, Greg	3	0	1980
Malinowski, Donald	3	0	1954
Malizewski, Michael	1	0	1969
Mapp, Justin	1	0	2005
Marsch, Jesse	1	0	2001
Marshall, Chad	3	0	2005-2009
Martin, Manuel	4	0	1949
Martino, Kyle	2	1	2005
Mason, John	1	0	1976
Mason, Michael	3	0	1997
Mastroeni, Pablo	15	0	2004-2009
Mata, Walner	5	0	1969-1972
Matevich, Pete	3	2	1949
Mathis, Clint	7	2	2001-2004
Mausser, Arnold	11	0	1976-1985
McBride, Brian	25	10	1996-2005
McBride, Pat	4	0	1969-1972
McLaughlin, Ben	7	0	1949-1957
McLean, Bill	1	0	1934
Mendoza, Ruben	4	2	1954-1957
Meola, Tony	5	0	1989-2001
McCarty, Dax	1	0	2017
Miazga, Matt	1	0	2015
Millar, Peter	8	3	1968
Monsen, Lloyd	1	0	1957
Moor, Drew	1	0	2008
Moore, Joe-Max	20	5	1996-2001
Moore, Johnny	4	0	1972
Moorhouse, George	1	0	1934
Mora, Sergio	1	0	1972
Morris, Jordan	5	0	2015-2017
Moyers, Steve	3	2	1980
Murphy, Eddie	13	5	1957-1969
Murphy, James	2	1	1957
Murphy, Russell	2	0	1957
Murray, Bruce	10	1	1988-1989
Nanchoff, Louis	2	0	1980
Nagbe, Darlington	11	0	2015-2017
Nilsen, Werner	1	0	1934
Noonan, Pat	4	0	2005
O'Brien, John	7	1	2001-2005
O'Connell, John	2	0	1954
Olsen, Ben	1	0	2001
Onyewu, Oguchi	21	1	2004-2012
Orozco, Michael	6	1	2008-2016
Pal, Josef	1	0	1965
Pastor, George	1	0	1989
Parkhurst, Michael	4	0	2008-2013
Parkinson, Andrew	1	0	1984
Pearce, Heath	9	0	2008-2009
Pecher, Steve	7	0	1976-1980
Pellizaro, Val	2	0	1957
Perez, Hugo	7	2	1984-1988
Pesa, Njogo	3	0	1980
Peterson, Mark	3	1	1985
Petramale, Eugene	1	0	1954
Pietras, Peter	1	0	1934

Player	Caps	Goals	Era
Pollihan, Jim	4	0	1976
Pope, Eddie	31	3	1996-2005
Pulisic, Christian	13	7	2016-2017
Quaranta, Santino	5	0	2005
Radosavljevic, Preki	10	2	1996-2001
Radwanski, Ed	1	0	1985
Ralbovsky, Steve	3	0	1976
Ralston, Steve	9	2	2004-2005
Ramos, Tab	15	3	1989-2001
Razov, Ante	9	3	2001
Ream, Tim	6	0	2015-2017
Regis, David	12	0	2001
Rensing, Gary	4	0	1972
Resznecki, Tibor	3	0	1965
Reyna, Claudio	31	1	1996-2005
Rogers, Robbie	1	0	2009
Rolfe, Chris	2	0	2008
Rooney, Robert	2	0	1957
Roth, Werner	2	0	1972
Roy, Willy	11	6	1965-1972
Rys, Miro	1	1	1976
Sanneh, Tony	16	0	1997-2004
Savage, Bruce	1	0	1984
Scarina, Frederick	1	0	1972
Shea, Brek	3	0	2012-2013
Sheppell, William	8	0	1949-1954
Shmotolocha, Walter	1	1	1965
Skotarek, Alex	5	0	1976
Smith, Bobby	4	0	1976
Snylyk, Zenon	2	0	1957
Sommer, Juergen	1	0	1997
Sorber, Mike	7	0	1997
Souza, Edward	1	0	1954
Souza, John	5	2	1949
Spector, Jonathan	6	0	2004-2009
Springthorpe, Terry	1	0	1957
Stanko, Caleb	1	0	2016
Stewart, Earnie	30	9	1996-2004
Stollmeyer, John	9	0	1988-1989
Stritzl, Zsigfried	6	1	1968
Szetela, Danny	2	0	2008
Thompson, Gregg	4	0	1984-1985
Thornton, Zach	1	0	2001
Thorrington, John	2	0	2008
Torres, Jose	9	0	2008-2012
Traina, John Peter	1	0	1957
Trittschuh, Steve	10	1	1988-1989
Trost, Al	5	0	1976
Twellman, Taylor	5	1	2004-2005
Van der Beck, Perry	7	0	1980-1985
Vanney, Greg	10	1	1996-2005
Vanole, David	5	0	1988-1989
Vasquez, Martin	3	0	1996-1997
Vee, Juli	3	1	1976
Vermes, Peter	10	0	1988-1997
Villa, Greg	2	1	1980
Villafaña, Jorge	6	0	2017
Wagner, David	4	0	1997
Wallace, Frank	4	2	1949
Watman, Ben	1	1	1949
Wecke, Herman	5	0	1954-1957
Wegerle, Roy	3	2	1997
Whitehead, Robert	1	0	1957
Williams, Danny	5	0	2012-2013
Williams, Richie	2	0	2001
Windschmann, Mike	13	0	1985-1989
Winter, Mike	4	0	1972
Wit, Dennis	2	0	1976
Wolff, Josh	10	3	2001-2005
Wood, Bobby	14	5	2015-2017
Wynalda, Eric	11	5	1996-1997
Wynne, Marvell	1	0	2009
Yacopec, Louis	1	0	1957
Yedlin, DeAndre	10	0	2015-2017
Zardes, Gyasi	4	1	2015-2016
Zavagnin, Kerry	6	0	2004-2005
Zerhusen, Al	7	1	1957-1965
Zusi, Graham	20	3	2012-2017

U.S. MNT All-Time World Cup Qualifying Goal Scorers

Name	Era	GP/GS	Gls	Name	Era	GP/GS	Gls
Altidore, Jozy	2010, 14, 18	41/29	18	Wegerle, Roy	1998	3/3	2
Dempsey, Clint	2006, 10, 14, 18	43/31	18	Adu, Freddy	2010	5/3	1
Donovan, Landon	2002, 06, 10, 14	40/38	13	Albrecht, Dietrich	1970	6/6	1
Johnson, Eddie	2006, 10, 14	19/10	12	Arriola, Paul	2018	7/3	1
McBride, Brian	1998, 02, 06	25/19	10	Bahr, Walter	1950, 54, 58	9/9	1
Stewart, Earnie	1998, 02, 06	30/27	9	Bandov, Boris	1978, 82	8/8	1
Bradley, Michael	2010, 14, 18	40/40	7	Besler, Matt	2014, 18	14/14	1
Pulisic, Christian	2018	13/11	7	Bliss, Brian	1990	9/9	1
Beasley, DaMarcus	2002, 06, 10, 14, 18	35/33	6	Borja, Hernan "Chico"	1986, 90	5/4	1
Ching, Brian	2006, 10	11/9	6	Bornstein, Jonathan	2010	6/6	1
Roy, Willy	1966, 70, 74	11/11	6	Casey, Cornelius	1954	4/4	1
Bocanegra, Carlos	2006, 10, 14	31/31	5	Chachurian, Yprem	1954	3/3	1
Moore, Joe-Max	1998, 02	20/16	5	Clark, Ricardo	2006, 10	8/5	1
Murphy, Eddie	1958, 62, 66, 70	13/13	5	Cooper, Kenny	2010	1/1	1
Wood, Bobby	2018	14/11	5	Davis, Rick	1982, 86	12/12	1
Wynalda, Eric	1998	11/11	5	DiBernardo, Angelo	1982, 86	10/9	1
Donelli, Aldo "Buff"	1934	1/1	4	Dooley, Thomas	1998	12/12	1
Looby, William	1954, 58	6/6	4	Eichmann, Eric	1990	3/2	1
Jones, Cobi	1998, 02, 06	30/16	3	Evans, Brad	2014	5/5	1
Lassiter, Roy	1998	5/2	3	Fister, Karl	1962	2/2	1
Lewis, Eddie	2002, 06, 10	21/12	3	Getzinger, Rudy	1974	3/3	1
Millar, Peter	1970, 74	8/8	3	Henderson, Chris	1998, 02	3/1	1
Pope, Eddie	1998, 02, 06	31/31	3	Johannsson, Aron	2014	3/1	1
Ramos, Tab	1990, 98, 02	15/13	3	Johnson, Fabian	2014, 18	17/17	1
Razov, Ante	2002	9/6	3	Kapp, Erhardt	1986	2/2	1
Wolff, Josh	2002, 06	10/6	3	Keough, Harry	1950, 54, 58	11/11	1
Zusi, Graham	2014, 2018	20/14	3	Kerr, John Jr.	1986	3/2	1
Baker, Gerry	1970	5/5	2	Krumpe, Paul	1990	2/2	1
Bicek, Helmut	1962, 66	5/5	2	Lletget, Sebastian	2017	1/1	1
Caligiuri, Paul	1986, 90, 98	9/7	2	Martino, Kyle	2006	2/1	1
Cameron, Geoff	2014, 18	24/20	2	Murphy, James	1958	2/2	1
Casey, Conor	2006, 10	6/6	2	Murray, Bruce	1990	10/9	1
Coker, Ade	1986	2/1	2	O'Brien, John	2002, 06	7/4	1
Davies, Charlie	2010	6/4	2	Onyewu, Oguchi	2006, 10, 14	13/11	1
Geimer, Gene	1974	4/4	2	Orozco, Michael	2014, 18	6/5	1
Gomez, Herculez	2014	8/8	2	Peterson, Mark	1986	3/2	1
Hejduk, Frankie	1998, 02, 06, 10	17/13	2	Reyna, Claudio	1998, 02, 06	31/30	1
Kljestan, Sacha	2010, 2014, 18	18/9	2	Rys, Miro	1978	1/1	1
Matevich, Pete	1950	3/3	2	Shmotoloka, Walter	1966	1/1	1
Mathis, Clint	2002, 06	7/5	2	Stritzl, Zigfried	1970	6/6	1
Mendoza, Ruben	1954, 58	4/4	2	Trittschuh, Steve	1990	10/9	1
Moyers, Steve	1982	3/1	2	Tweliman, Taylor	2006	5/3	1
Perez, Hugo	1986, 90	7/6	2	Vanney, Greg	1998, 02, 06	10/8	1
Radosavljevic, Preki	1998	10/4	2	Veee, Juli	1978	3/3	1
Ralston, Steve	2006	8/6	2	Villa, Greg	1982	2/1	1
Souza, John	1950, 54	5/5	2	Wattman, Ben	1950	2/2	1
Wallace, Frank	1950	4/4	2	Zardes, Gyasi	2018	4/3	1
				Zerhusen, Al	1958, 62, 66	7/7	1

All-Time U.S. Qualifying Results by Opponent

Opponent	W-L-T	GF/GA
Antigua & Barbuda	2-0-0	5/2
Barbados	4-0-0	20/0
Bermuda	2-0-0	8/2
Canada	4-6-3	20/23
Costa Rica	6-11-3	18/30
Cuba	3-0-1	13/4
El Salvador	5-0-3	14/6
Grenada	2-0-0	6/2
Guatemala	8-1-5	21/10
Haiti	2-2-0	6/5
Honduras	6-2-2	20/9
Jamaica	5-1-6	16/8
Mexico	6-16-7	33/68
Neth. Antilles	1-0-1	4/0
Panama	6-0-2	22/4
St. Vincent & the Grenadines	2-0-0	12/1
Trinidad & Tobago	13-2-3	28/6

U.S. MNT All-Time World Cup Qualifying Cap Leaders

Name	Caps	Era
1. Clint Dempsey	43	2004-2017
2. Jozy Altidore	41	2008-2017
3. Michael Bradley	40	2008-2017
Landon Donovan	40	2001-2013
5. Tim Howard	39	2004-2017
6. DaMarcus Beasley	35	2001-2017
7. Carlos Bocanegra	31	2004-2012
Kasey Keller	31	1996-2005
Eddie Pope	31	1996-2005
Claudio Reyna	31	1996-2005
11. Cobi Jones	30	1996-2004
Earnie Stewart	30	1996-2004
13. Jeff Agoos	26	1996-2001
Steve Cherundolo	26	2001-2012
15. Brian McBride	25	1996-2005

U.S. MNT MNT HISTORY WORLD CUP HISTORY PROGRAMS COMPETITIONS U.S. HISTORY & INFO

U.S. MNT All-Time World Cup Qualifying Assist Leaders (1990 WCQ-present)

Name	Era	GP/GS	Asst	Name	Era	GP/GS	Asst
Donovan, Landon	2002, 06, 10, 14	40/38	21	Zardes, Gyasi	2018	4/3	2
Altidore, Jozy	2010, 14, 18	41/29	7	Zusi, Graham	2014, 18	20/14	2
Harkes, John	1990, 98	21/21	7	Albright, Chris	2006	8/5	1
Pulisic, Christian	2018	13/11	6	Arriola, Paul	2018	7/3	1
Reyna, Claudio	1998, 02, 06	31/30	6	Burns, Mike	1998	11/4	1
Johnson, Fabian	2014, 18	17/17	5	Cameron, Geoff	2014, 18	24/20	1
Jones, Cobi	1998, 02, 06	30/16	5	Castillo, Edgar	2014, 18	6/3	1
Cherundolo, Steve	2002, 06, 10, 14	26/25	4	Ching, Brian	2006, 10	17/13	1
Dempsey, Clint	2006, 10, 14, 18	43/37	4	Davies, Charlie	2010	6/4	1
Kljestan, Sacha	2010, 14, 18	18/9	4	Diskrud, Mix	2014, 18	4/3	1
Bradley, Michael	2010, 14, 18	40/40	3	Gordon, Alan	2014	1/0	1
Lewis, Eddie	2002, 06, 10	21/13	3	Hejduk, Frankie	1998, 02, 06, 10	17/13	1
Moore, Joe-Max	1998, 02	20/15	3	Henderson, Chris	1998, 02	3/1	1
Murray, Bruce	1990	10/9	3	Krumpe, Paul	1990	2/2	1
Adu, Freddy	2010	6/4	2	Llamasa, Carlos	2002	9/7	1
Agos, Jeff	1998, 02	26/25	2	Mason, Michael	1998	3/0	1
Beasley, DaMarcus	2002, 06, 10, 14, 18	35/33	2	McBride, Brian	1998, 02, 06	25/19	1
Bedoya, Alejandro	2014, 18	10/6	2	Morris, Jordan	2018	5/1	1
Convey, Bobby	2006	7/6	2	Radosavljevic, Preki	1998, 02	10/4	1
Davis Brad	2014	4/0	2	Ralston, Steve	2006	9/6	1
Johnson, Eddie	2006, 10, 14	19/11	2	Razov, Ante	2002	9/6	1
Jones, Jermaine	2014, 18	17/16	2	Rogers, Robbie	2010	1/0	1
Lalas, Alexi	1998	12/12	2	Sanneh, Tony	1998, 02, 06	16/16	1
Mastroeni, Pablo	2006, 10	15/13	2	Trittschuh, Steve	1990	10/9	1
Mathis, Clint	2002, 06	7/5	2	Vermes, Peter	1990, 1998	10/7	1
Onyewu, Oguchi	2006, 14, 10	21/19	2	Wagner, David	1998	4/3	1
Pearce, Heath	2010	9/9	2	Wegerle, Roy	1998	3/3	1
Ramos, Tab	1990, 98, 02	15/13	2	Wood, Bobby	2018	14/11	1
Wolff, Josh	2002, 06	10/6	2	Zavagnin, Kerry	2006	6/5	1
Wynalda, Eric	1998	11/11	2				

PROGRAMS



171

U.S. UNDER-23 MEN'S NATIONAL TEAM

Head Coach: Jason Kreis

Major Competition: 2020 Summer Olympics - Men's Soccer Tournament

2020 Summer Olympics Eligibility: Jan. 1, 1997

2019 International Record: 2-2-1

TARGET: TOKYO

The U.S. Under-23 Men's National Team relaunched last spring with head coach Jason Kreis at the helm and an exciting crop of young prospects. After a year of preparation, the U-23 MNT will aim to qualify for the USA's first Olympic tournament since 2008. Two teams will punch their tickets to Tokyo at the 2020 Concacaf Men's Olympic Qualifying Championship, where the U.S. is set to face Costa Rica, Dominican Republic and Mexico in the group stage.

2019 U.S. UNDER-23 MNT RESULTS

Overall Record: 3-2-1 (GF: 12, GA: 4)

U-23 International Record: 2-2-1 (GF: 8, GA: 4)

Date	Opponent	Result	Goal Scorers	Venue
March 22	Egypt	0-2 L	–	Pinatar Arena; San Pedro del Pinatar, Spain
March 25	Netherlands	0-0 T	–	Pinatar Arena; San Pedro del Pinatar, Spain
Sept. 9	Japan	2-0 W	Toye, Lennon	Chula Vista Elite Athlete Training Center; Chula Vista, Calif.
Oct. 15	El Salvador	6-1 W	Lennon, Lewis, Ledezma, Soto, Toye, Perez	FIU Soccer Stadium; Miami, Fla.
Nov. 14	Brazil	0-1 L	–	Estadio Gran Canaria; Las Palmas, Gran Canaria, Spain
Nov. 18	United Gran Canaria	4-0 W	Saucedo, Lennon (2), Ledezma	Estadio Gran Canaria; Las Palmas, Gran Canaria, Spain

Goal Scorers: Lennon (4), Ledezma (2), Toye (2), Lewis, Perez, Saucedo, Soto

JASON KREIS

Head Coach: U.S. Under-23 Men's National Team

Born: Dec, 29, 1972

Hometown: Omaha, Neb.



Jason Kreis joined U.S. Soccer in March 2019 as head coach of the Under-23 Men's National Team.

The former standout forward enjoyed a stellar 11-year playing career in Major League Soccer and served as a head coach in the league for 10 years. Kreis also serves as head coach for Fort Lauderdale CF in USL League One in addition to his duties with the U-23 MNT. Kreis holds a U.S. Soccer Pro License.

The 46-year-old is in the MLS record books for his accomplishments both on and off the field. He became the youngest coach in league history to win the MLS Cup when he led Real Salt Lake to the 2009 title and he guided RSL to the best-ever finish for an American club in the Concacaf Champions League in 2011. Currently No. 7 on the MLS all-time scoring list, he was the first player in league history to record 100 goals.

Upon his retirement as a player from Real Salt Lake, Kreis immediately took the reins as head coach at the club. He led RSL to unmatched success during his tenure, leading the team to its only MLS Cup title and a runner-up MLS Cup finish throughout six consecutive playoff appearances from 2008-13.

At the continental level, Kreis coached the Claret and Cobalt to the 2011 Concacaf Champions League Finals, the best performance by a U.S.-based club in the competition's history. After his time in Salt Lake City, he led New York City FC in its inaugural MLS season and served as Orlando City SC's second head coach.

As a player, the Nebraska native featured collegiately for Duke University and spent a season in the USISL, a forerunner of the USL, before MLS was founded in 1996. Kreis was selected in the inaugural MLS Draft by the Dallas Burn and scored the club's first-ever goal. The forward was named league MVP in 1999, becoming the first American to win the award. Kreis became the league's all-time leading scorer in 2004, a mark that stood for more than three years. One of the most decorated players in Dallas' history, Kreis is still the club's all-time leader in games, goals and assists.

After the 2004 season, Kreis was traded to expansion outfit Real Salt Lake. He scored the club's first goal during its inaugural 2005 season, becoming the first MLS player to score two different teams' first goals.

Kreis made 14 appearances with the USMNT from 1996-2000, netting his lone international goal in a 1999 friendly against Jamaica. He served as a guest assistant coach in the MNT's 2016 January Camp and has joined current MNT head coach Gregg Berhalter in a number of training camps since joining U.S. Soccer last year.

2020 U.S. U-23 MNT PLAYER POOL - 97s, 98s, 99s

Following is the 50-player preliminary roster for the U.S. Under-23 Men's National Team at the 2020 Concacaf Men's Olympic Qualifying Championship. Head coach Jason Kreis and coaching staff will, for the most part, use this pool of players for training camps and matches in 2020. To be age-eligible for the Olympic Qualifying Championship, players must have been born on or after Jan. 1, 1997. The pool is constantly evolving, with new players being added and called up. Age-eligible players from the Men's National Team, as well as players from the younger Youth National Teams, may also be called to the U-23s.

Player	Pos.	Ht.	Wt.	Birthdate	Hometown	Club or College
Aaronson, Brenden	M	5-10	145	10/22/00	Medford, N.J.	Philadelphia Union
Araujo, Julian	D	5-10	155	08/13/01	Lompoc, Calif.	LA Galaxy
Callender, Drake	GK	6-3	205	10/07/97	Sacramento, Calif.	Inter Miami CF
Cannon, Reggie	D	5-11	165	06/11/98	Grapevine, Texas	FC Dallas
Cappis, Christian	M	6-1	165	08/13/99	Katy, Texas	Hobro IK (DEN)
Carter-Vickers, Cameron	D	6-1	200	12/31/97	Southend-on-Sea, England	Stoke City (ENG)
De La Fuente, Konrad	F	5-7	161	07/16/01	Miami, Fla.	FC Barcelona (ESP)
De La Torre, Luca	F	5-9	140	05/23/98	San Diego, Calif.	Fulham (ENG)
Dotson, Hassani	M	5-11	170	08/06/97	Federal Way, Wash.	Minnesota United FC
Duncan, Kyle	D	5-10	139	08/08/97	Brooklyn, N.Y.	New York Red Bulls
Durkin, Chris	M	6-0	165	02/08/00	Glen Allen, Va.	Sint-Truiden (BEL)
Ebobisse, Jeremy	F	6-0	175	02/14/97	Bethesda, Md.	Portland Timbers
Farfan, Marco	D	5-9	150	11/12/98	Gresham, Ore.	Portland Timbers
Fernandez, Omir	F	5-9	155	02/08/99	Bronx, N.Y.	New York Red Bulls
Ferreira, Jesus	F	5-8	140	12/24/00	McKinney, Texas	FC Dallas
Freese, Matt	GK	6-3	194	09/02/98	Wayne, Pa.	Philadelphia Union
Glad, Justen	D	6-1	160	02/28/97	Tucson, Ariz.	Real Salt Lake
Gloster, Chris	D	6-0	164	07/28/00	Montclair, N.J.	PSV Eindhoven (NED)
Herrera, Aaron	D	5-11	155	06/06/97	Las Cruces, N.M.	Real Salt Lake
Jones, Derrick	M	6-4	178	03/03/97	Philadelphia, Pa.	Nashville SC
Keita, Aboubacar	D	6-1	182	04/06/00	Columbus, Ohio	Columbus Crew SC
Ledezma, Richard	M	5-6	141	09/06/00	Phoenix, Ariz.	PSV Eindhoven (NED)
Lennon, Brooks	F	5-10	155	09/22/97	Paradise Valley, Ariz.	Atlanta United FC
Lewis, Jonathan	F	5-7	150	06/04/97	Plantation, Fla.	Colorado Rapids
Llanez, Ulysses	F	5-9	150	04/02/01	Lynwood, Calif.	Wolfsburg (GER)
Marcinkowski, JT	GK	6-1	185	05/09/97	Alamo, Calif.	San Jose Earthquakes
McKenzie, Mark	D	5-11	185	02/25/99	Bear, Del.	Philadelphia Union
Mendez, Alex	M	5-10	151	09/06/00	Los Angeles, Calif.	Ajax (NED)
Michel, Benji	F	5-10	165	10/23/97	Orlando, Fla.	Orlando City SC
Mihailovic, Djordje	M	5-10	153	11/10/98	Lemont, Ill.	Chicago Fire FC
Ochoa, David	GK	6-2	174	01/16/01	Oxnard, Calif.	Real Salt Lake
Palmer-Brown, Erik	D	6-1	194	04/24/97	Napoleon, Ohio	Austria Wien (AUT)
Parks, Keaton	M	6-3	178	08/06/97	Plano, Texas	New York City FC
Perez, Josh	F	5-5	140	01/21/98	Montebello, Calif.	LAFC
Pomykal, Paxton	M	5-7	145	12/17/99	Highland Village, Texas	FC Dallas
Reyna, Gio	F	6-0	162	11/13/02	Bedford, N.Y.	Borussia Dortmund (GER)
Richards, Chris	D	6-3	185	03/28/00	Birmingham, Ala.	Bayern Munich (GER)
Robinson, Miles	D	6-2	185	03/14/97	Arlington, Mass.	Atlanta United FC
Sabbi, Emmanuel	F	5-9	150	12/24/97	Libertyville, Ill.	Hobro IK (DEN)
Sands, James	M	5-11	162	07/06/00	Rye, N.Y.	New York City FC
Saucedo, Sebastian	F	5-7	145	01/22/97	San Fernando Valley, Calif.	UNAM (MEX)
Scott, Brady	GK	6-2	161	06/30/99	Petaluma, Calif.	Koln (GER)
Servania, Brandon	M	5-10	160	03/12/99	Dallas, Texas	FC Dallas
Soto, Sebastian	F	6-0	165	07/28/00	San Diego, Calif.	Hannover 96 (GER)
Toye, Mason	F	6-3	180	10/16/98	South Orange, N.J.	Minnesota United FC
Trusty, Auston	D	6-3	187	08/12/98	Media, Pa.	Colorado Rapids
Vassilev, Indiana	M	5-9	160	02/16/01	Savannah, Ga.	Aston Villa (ENG)
Vasquez, Brandon	F	6-3	175	10/14/98	Chula Vista, Calif.	FC Cincinnati
Vines, Sam	D	5-10	150	05/31/99	Colorado Springs, Colo.	Colorado Rapids
Yueill, Jackson	M	5-10	165	03/18/97	Bloomington, Minn.	San Jose Earthquakes

2019 U.S. UNDER-23 MNT STATISTICS

Name	Pos.	2019 Overall Stats				2019 International Stats				Career U-23 Caps/Goals	
		GP/GS	G	A	Y/R	GP/GS	Min	G	A		Y/R
Aaronson, Brenden	M	3/2	0	1	0	2/1	90	0	1	0	2/0
Araujo, Julian	D	2/1	0	0	1	2/1	110	0	0	1	2/0
Cappis, Christian	M	3/1	0	0	0	2/0	69	0	0	0	2/0
Cardoso, Johnny	M	1/0	0	0	0	1/0	11	0	0	0	1/0
Carter-Vickers, Cameron	D	3/3	0	0	0	2/2	135	0	0	0	11/1
Cerrillo, Edwin	M	1/0	0	0	1	1/0	45	0	0	1	1/0
Dotson, Hassani	M	4/3	0	0	0	3/3	135	0	0	0	3/0
Duncan, Kyle	D	2/1	0	0	0	1/0	45	0	0	0	1/0
Durkin, Chris	M	1/0	0	0	1	1/0	45	0	0	1	1/0
Ebobisse, Jeremy	F	4/2	0	0	0	3/2	180	0	0	0	3/0
Farfan, Marco	D	2/1	0	0	0	2/1	70	0	0	0	2/0
Fernandez, Omir	F	2/0	0	1	0	2/0	69	0	1	0	2/0
Freese, Matt	GK	3/3	0	0	0	3/3	180	0	0	0	3
Glad, Justen	D	3/3	0	0	0	3/3	180	0	0	0	3/0
Gloster, Chris	D	2/2	0	0	0	2/2	156	0	0	0	2/0
Herrera, Aaron	D	3/3	0	0	0	3/3	180	0	0	0	3/0
Jones, Derrick	M	2/1	0	0	0	2/1	70	0	0	0	2/0
Klinsmann, Jonathan	GK	2/0	0	0	0	2/0	70	0	0	0	2
Ledezma, Richard	M	3/1	2	3	1	2/1	90	1	2	1	2/1
Lennon, Brooks	F	4/2	4	0	0	3/2	167	2	0	0	3/2
Lewis, Jonathan	F	3/3	1	1	0	2/2	124	1	1	0	2/1
Lindley, Cameron	M	2/1	0	0	0	2/1	110	0	0	0	2/0
Maher, Jack	D	0/0	0	0	0	0/0	0	0	0	0	0/0
Marcinkowski, JT	GK	5/3	0	0	1	4/2	200	0	0	1	4
McKenzie, Mark	D	3/3	0	0	1	3/3	196	0	0	1	3/0
Mendez, Alex	M	4/3	0	2	0	3/2	130	0	1	0	3/0
Mihailovic, Djordje	M	6/5	0	2	0	5/5	347	0	1	0	5/0
Olosunde, Matthew	D	1/1	0	0	0	1/1	45	0	0	0	1/0
Parks, Keaton	M	2/2	0	0	0	2/2	129	0	0	0	2/
Perez, Josh	F	1/0	0	0	0	1/0	45	0	0	0	1/0
Perez, Manny	M	1/0	1	0	0	1/0	45	1	0	0	1/1
Pines, Donovan	D	3/1	0	0	1	3/1	89	0	0	1	3/0
Pos, Lucas	D	2/0	0	0	0	2/0	70	0	0	0	2/0
Richards, Chris	D	2/1	0	0	0	1/0	45	0	0	0	1/0
Robinson, Antonee	D	3/2	0	0	0	2/1	110	0	0	0	2/0
Robinson, Miles	D	2/1	0	0	1	2/1	120	0	0	1	2/0
Sabbi, Emmanuel	F	3/1	0	0	0	3/1	53	0	0	0	3/0
Sands, James	M	1/0	0	0	0	0/0	0	0	0	0	0/0
Sargent, Josh	F	2/1	0	0	0	2/1	120	0	0	0	2/0
Saucedo, Sebastian	F	3/2	1	0	0	2/1	111	0	0	0	2/0
Servania, Brandon	M	1/0	0	0	0	1/0	29	0	0	0	1/0
Soto, Sebastian	F	2/1	1	0	0	2/1	102	1	0	0	2/1
Toye, Mason	F	4/2	2	0	0	3/1	123	2	0	0	3/2
Trusty, Auston	D	2/0	0	0	0	2/0	90	0	0	0	2/0
Vasquez, Brandon	F	1/0	0	0	0	1/0	18	0	0	0	1/0
Weah, Tim	F	2/2	0	0	0	2/2	132	0	0	0	2/0
Williamson, Eryk	M	1/0	0	0	0	1/0	45	0	0	0	1/0
Wright, Haji	F	2/1	0	0	0	2/1	60	0	0	0	2/0
Vines, Sam	D	2/1	0	0	0	2/1	114	0	0	0	2/0
Yueill, Jackson	M	2/0	0	0	0	2/0	51	0	0	0	2/0
Own goal			0					0			
TOTAL		6/6	12	10	8/0	5/5	450	8	7	8/0	
Opponents		6/6	4	0	8/0	5/5	450	4	0	8/0	

GOALKEEPING STATISTICS

	Pos.	2019 Overall Stats							2019 International Stats							Career U-23				
		GP/GS	W	L	T	GF	GA	SO*	GP/GS	Min	W	L	T	GF	GA	SO*	GAA	W	L	T
Freese, Matt	GK	3/3	2	1	0	3	1	1	3/3	180	2	1	0	3	1	1	0.50	2	1	0
Klinsmann, Jonathan	GK	2/0	0	0	0	1	1	1	2/0	70	0	0	0	1	1	1.29	0	0	0	
Marcinkowski, JT	GK	5/3	1	1	1	9	2	3	4/2	200	0	1	1	5	2	2.09	0	1	1	
TOTAL		6/6	3	2	1	12	4	3	5/5	450	2	2	1	8	4	2.080				
Opponents		6/6	2	3	1	4	12	3	5/5	450	2	2	1	4	8	3.160				

*Shared shutout for Marcinkowski/Klinsmann on 3/24 vs. NED

*Shared shutout for Freese/Marcinkowski on 9/9 vs. JPN

U.S. UNDER-20 MEN'S NATIONAL TEAM

Head Coach: Anthony Hudson

Major Competition: 2021 FIFA Under-20 World Cup

2020 Age Eligibility: Jan. 1, 2001

2019 International Record: 4-2-1

EYES ON WORLD CUP QUALIFYING

After becoming the only nation to reach the last three FIFA U-20 World Cup quarterfinals in 2019, the USA will set its sights on qualifying for the 2021 U-20 World Cup in Indonesia. New head coach Anthony Hudson was hired to lead the squad in January and will prepare the team for the 2020 Concacaf U-20 Championship, slated to be held in Honduras.

There, not only will the U.S. aim to qualify for its fifth consecutive U-20 World Cup, but also defend its title as Concacaf U-20 champion. The red, white and blue took home their first confederation crown in 2017 and repeated in dominant fashion in 2018. Now, the U-20 MNT will look to retain its status as king of Concacaf in San Pedro Sula.

ANTHONY HUDSON

Head Coach: U.S. Under-20 Men's National Team

Born: March 11, 1981

Hometown: Chicago, Ill.



Anthony Hudson joined U.S. Soccer in January 2020 as head coach of the Under-20 Men's National Team.

The 38-year old came to the Federation after an impressive 12-year start to his managerial career, including time at the helm of the New Zealand and Bahrain senior National Teams. With New Zealand, Hudson became the youngest-ever head coach at the FIFA Confederations Cup title after leading the All Whites to the 2016 OFC Nations Cup. Hudson holds a UEFA Pro License and most recently managed the Colorado Rapids in Major League Soccer.

Born in Seattle, Hudson kicked off his coaching career at the lower levels of American soccer before leading teams in England and Wales. He then jumped to the international game, managing the Bahrain U-23 Men's National Team before taking over the senior squad in Aug. 2013. Hudson moved to Oceania Football Confederation powerhouse New Zealand the following year and reached the inter-confederation playoffs for the 2018 FIFA World Cup, where the island nation narrowly fell to Peru. Following his time with the All Whites, Hudson became the youngest manager in Rapids history in 2017.

In his role, Hudson oversees all aspects of the U-20 MNT program and also manages the integration and programming of U-18 and U-19 MNTs to maximize the evaluation and movement of players between the age groups for training camps and matches during the World Cup cycle

As a player, Hudson came up through the academy of Premier League club West Ham United and played there as well as at Eredivisie side NEC Nijmegen. In 2006, he started as a player-coach with the Wilmington Hammerheads in the former USL Second Division, launching his transition to the touchline. His first head coach position came with the Real Maryland Monarchs, also in the USL Second Division, before he spent time as manager for the Tottenham Hotspur reserves and Newport County, a Welsh club in the fifth tier of English soccer.

2020 U.S. U-20 Men's National Team Player Pool - 01s

Following is the current player pool for the U.S. Under-20 Men's National Team. Head coach Anthony Hudson and coaching staff will, for the most part, use this pool of players for training camps and matches in 2020 in preparation for qualifying for the 2021 FIFA U-20 World Cup. To be age-eligible for the tournament, players must have been born on or after Jan. 1, 2001. The pool is constantly evolving, with new players being added and called up. Players from the U-19 MNT pool (02s) or U-18 MNT pool (03s) may also be called to the U-20s.

Name	Pos.	Ht.	Wt.	Birth Date	Hometown	Club / College
Akanyirige, Jacob	D	5-11	174	12/30/01	Pleasanton, Calif.	San Jose Earthquakes
Araujo, Julian	D	5-10	155	08/13/01	Lompoc, Calif.	LA Galaxy
Arriaga, Luis	F	5-7	135	01/26/01	Herriman, Utah	Real Salt Lake
Bassett, Cole	M	5-11	158	07/28/01	Littleton, Colo.	Colorado Rapids
Benalcazar, Nico	D	5-11	170	06/06/01	Wilton, Conn.	Wake Forest University
Bender, Jordan	M	5-9	150	07/09/01	Orlando, Fla.	Orlando City SC
Blancas, Eduardo	D	5-10	135	11/14/01	Napa, Calif.	LA Galaxy
Bryant, Ethan	M	5-10	140	08/20/01	San Antonio, Texas	Roeselare (BEL)
Bonilla, Kevin	D	5-8	155	09/20/01	Dallas, Texas	FC Dallas
Booth, Taylor	M	5-8	140	05/31/01	Eden, Utah	Bayern Munich (GER)
Butler, Justin	F	6-1	182	03/23/01	Augsburg, Germany	Ingolstadt (GER)
Butler, Quincy	F	5-7	140	09/01/01	Sacramento, Calif.	Hoffenheim (GER)
Campbell, George	D	6-3	175	06/22/01	Wallingford, Pa.	Atlanta United FC
Cardoso, Johnny	M	6-0	172	09/20/01	Porto Alegre, Brazil	Internacional (BRA)
Carmona, Michael	M				Madrid, Spain	Atletico Madrid (ESP)
Conway, Jackson	F	6-2	162	12/03/01	Marietta, Ga.	Atlanta United FC
De La Fuente, Konrad	F	5-7	161	07/16/01	Miami, Fla.	FC Barcelona (ESP)
Diaz, Alec	F	5-9	160	12/07/01	Issaquah, Wash.	Seattle Sounders FC
Duke, Bryce	M	5-7	145	02/28/01	Peoria, Ariz.	LAFc
Duke, Cameron	M	5-6	120	02/13/01	Overland Park, Kan.	Sporting Kansas City
Flach, Leon	M	5-11	160	02/28/01	Humble, Texas	St. Pauli (GER)
Gallegos, Jose	F	5-6	147	09/22/01	San Antonio, Texas	San Antonio FC
Gomez, Johan	F	5-10		07/23/01	Keller, Texas	Porto (POR)
Gonzalez, Azriel	F	5-8	140	05/24/01	Renton, Wash.	Seattle Sounders FC
Haak, Justin	M	5-11	155	09/12/01	Brooklyn, N.Y.	New York City FC
Haro, Emmanuel	M	5-5	147	08/10/01	San Diego, Calif.	Tijuana (MEX)
Harper, Cameron	F	5-8	148	11/19/01	Roseville, Calif.	Celtic (SCO)
Harriel, Nathan	D	5-10	165	04/23/01	Oldsmar, Fla.	Philadelphia Union
Hategan, Roberto	M	5-7	145	04/26/01	Roseville, Calif.	Nürnberg (GER)
Hawkins, Jalen	F	5-9	143	01/24/01	Regensburg, Germany	Ingolstadt (GER)
Hinojosa, Julian	D	5-8	135	02/18/01	Garland, Texas	University of North Carolina
Hoffmann, Ian	D	5-9	145	09/08/01	Wilton, Conn.	Karlsruher (GER)
Hoppe, Matthew	F	6-3	175	03/13/01	Yorba Linda, Calif.	Schalke (GER)
Kelman, Charlie	F	5-7		11/02/01	Basildon, England	Southend United FC (ENG)
LaCava, Jake	F	5-9	165	01/12/01	Gouverneur, N.Y.	New York Red Bulls
Lammers, Kai	D	6-2	172	04/12/01	Greenwich, Conn.	University of Pennsylvania
Lewis, Luca	GK	6-3	185	02/22/01	New York, N.Y.	Torino (ITA)
Llanez, Ulysses	F	5-9	158	04/02/01	Torrance, Calif.	Wolfsburg (GER)
Malone, Blake	D	6-0	175	03/23/01	Las Vegas, Nev.	Orange County SC
Miljevic, Matko	M	5-7	152	05/09/01	Miami, Fla.	Argentinos Juniors (ARG)
Morris, Aidan	M	5-10	165	11/16/01	Ft. Lauderdale, Fla.	Columbus Crew SC
Munoz-Zarate, Armando	M	5-7	130	01/21/01	Albuquerque, N.M.	Charlotte Independence
Ochoa, David	GK	6-3	180	01/16/01	Oxnard, Calif.	Real Salt Lake
Otasowie, Owen	M	6-2	183	01/06/01	New York, N.Y.	Wolverhampton Wanderers (ENG)
Palomino, Marcelo	M	5-8	158	05/21/01	Houston, Texas	Houston Dynamo
Pulskamp, John	GK	6-3	195	04/19/01	Bakersfield, Calif.	Sporting Kansas City
Reynolds, Andre	D	5-9	155	05/02/01	Chicago, Ill.	Chicago Fire FC

(Continued on next page)

Name	Pos.	Ht.	Wt.	Birth Date	Hometown	Club / College
Reynolds, Bryan	F	6-2	165	06/28/01	Little Elm, Texas	FC Dallas
Ritaccio, Matteo	M			10/04/01	Westbury, N.Y.	Liverpool (ENG)
Ritchie, Stuart	M	5-9	153	09/10/01	Pleasanton, Calif.	Hannover 96 (GER)
Roberts, Thomas	M	5-11	150	05/11/01	Little Rock, Ark.	FC Dallas
Schulte, Patrick	GK	6-4	190	03/13/01	St. Charles, Mo.	Saint Louis University
Segal, Gabe	F	5-10	160	05/17/01	Bethesda, Md.	Stanford University
Sepulveda, Leonardo	D	6-0	170	06/18/01	Corona, Calif.	Salamanca (ESP)
Shakes, Kris	GK	5-11	181	04/27/01	Coral Springs, Fla.	Penn State University
Slonina, Nick	D	6-3	186	03/20/01	Addison, Ill.	Chicago Fire FC
Stojanovic, Stefan	F	5-11	155	03/03/01	Des Plaines, Ill.	Saint Louis University
Sousa, Travian	D	5-4		09/19/01	Modesto, Calif.	Hamburg (GER)
Taylor, Scott	F	6-0	150	05/12/01	Millburn, N.J.	Duke University
Tessmann, Tanner	M	6-2	183	09/24/01	Hoover, Ala.	FC Dallas
Vargas, Marlon	F	5-6	136	01/12/01	Bakersfield, Calif.	Seattle Sounders FC
Vassilev, Indiana	M	5-9	160	02/16/01	Savannah, Ga.	Aston Villa (ENG)

2019 U.S. U-20 MNT STATISTICS - 1999 BIRTH YEAR CYCLE

Name	2019 Overall Stats					2019 International Stats					Career U-20 Caps/Goals
	Pos.	GP/GS	G	A	Y/R	GP/GS	Min	G	A	Y/R	
Akinola, Ayo	F	2/2	0	0	0/0	2/2	90	0	0	0/0	12/9
Amaya, Frankie	M	2/1	0	0	0/0	2/1	65	0	0	0/0	13/1
Amon, Jonathan	F	2/0	0	1	0/0	2/0	90	0	1	0/0	2/0
Cappis, Christian	M	2/1	2	0	1/0	2/1	94	2	0	1/0	4/2
Carleton, Andrew	M	2/0	1	0	0/0	2/0	90	1	0	0/0	7/3
De La Fuente, Konrad	F	7/7	1	0	1/0	7/7	461	1	0	1/0	7/1
Dest, Sergino	D	6/5	0	1	0/0	6/5	435	0	1	0/0	12/1
Dos Santos, CJ	GK	1/1	0	0	0/0	1/1	90	0	0	0/0	2
Durkin, Chris	M	6/5	0	1	2/0	6/5	469	0	1	2/0	6/0
Gloster, Chris	D	7/6	0	1	1/0	7/6	563	0	1	1/0	16/0
Keita, Aboubacar	D	7/6	0	1	0/0	7/6	536	0	1	0/0	7/0
Ledezma, Richard	M	3/1	0	1	0/0	3/1	85	0	1	0/0	7/0
Lindsey, Jaylin	D	2/1	0	0	1/0	2/1	105	0	0	1/0	7/0
Llanez, Ulysses	F	5/1	0	0	0/0	5/1	163	0	0	0/0	14/7
McKenzie, Mark	D	3/1	0	0	1/0	3/1	121	0	0	1/0	13/3
Mendez, Alex	M	6/6	0	2	3/0	6/6	487	0	2	3/0	19/8
Muse, Trey	GK	1/1	0	0	0/0	1/1	90	0	0	0/0	1
Ochoa, David	GK	2/2	0	0	0/0	2/2	180	0	0	0/0	6
Pomykal, Paxton	M	4/4	0	0	0/0	4/4	360	0	0	0/0	13/3
Real, Matthew	D	4/2	0	0	0/0	4/2	157	0	0	0/0	12/0
Rennicks, Justin	F	5/1	1	0	0/0	5/1	51	1	0	0/0	17/7
Richards, Chris	D	7/7	0	0	0/0	7/7	600	0	0	0/0	13/0
Scott, Brady	GK	3/3	0	0	0/0	3/3	270	0	0	0/0	12
Servania, Brandon	M	4/3	1	0	1/0	4/3	253	1	0	1/0	12/3
Soto, Sebastian	F	7/4	4	1	0/0	7/4	507	4	1	0/0	10/6
Torres, Juan Pablo	M	2/1	0	0	0/0	2/1	71	0	0	0/0	12/4
Weah, Tim	F	5/5	2	3	0/0	5/5	447	2	3	0/0	5/2
Own Goal			0					0			
TOTAL		7/7	12	12	11/0	7/7	630	12	12	11/0	
Opponents		7/7	9	0/0		7/7	630	9	9/0		

GOALKEEPING STATISTICS

	2019 Overall Stats							2019 International Stats							Career U-20				
	GP/GS	W	L	T	GF	GA	SO	GP/GS	Min	W	L	T	GF	GA	SO	GAA	W	L	T
Dos Santos, CJ	1/1	0	0	1	2	2	0	1/1	90	0	0	1	2	2	0	2.00	1	0	1
Muse, Trey	1/1	1	0	0	2	1	0	1/1	90	1	0	0	2	1	0	1.00	1	0	0
Ochoa, David	2/2	1	1	0	2	2	1	2/2	180	1	1	0	2	2	1	1.00	4	1	0
Scott, Brady	3/3	2	1	0	6	4	1	3/3	270	2	1	0	6	4	1	1.33	10	2	0
TOTAL	7/7	4	2	1	12	9	2	7/7	630	4	2	1	12	9	2	1.29			
Opponents	7/7	2	4	1	9	12	0	7/7	630	2	4	1	9	12	0	1.71			

2019 U.S. U-20 MNT RESULTS - 2001 BIRTH YEAR CYCLE

Overall Record: 4-2-1 (GF: 12, GA: 9)

International Record: 4-2-1 (GF: 12, GA: 9)

Date	Opponent	Result	Goalscorers	Venue	Location
March 22	France	2-2 T	De La Fuente, Cappis	Pinatar Arena	San Pedro del Pinatar, Spain
March 25	Japan	2-1 W	Carleton, Cappis	Pinatar Arena	San Pedro del Pinatar, Spain
May 24	Ukraine*	1-2 L	Servania	Bielsko-Biala Stadium	Bielsko-Biala, Poland
May 27	Nigeria*	2-0 W	Soto (2)	Bielsko-Biala Stadium	Bielsko-Biala, Poland
May 30	Qatar*	1-0 W	Weah	Tychy Stadium	Tychy, Poland
June 4	France*	3-2 W	Soto (2), Rennicks	Bydgoszcz Stadium	Bydgoszcz, Poland
June 8	Ecuador*	1-2 L	Weah	Gdynia Stadium	Gdynia, Poland

Goal Scorers: Soto (4), Cappis (2), Weah (2), Carleton, De La Fuente, Rennicks, Servania

*FIFA U-20 World Cup

2019 U.S. U-20 MNT STATISTICS - 2001 BIRTH YEAR CYCLE

Name	2019 Overall Stats				2019 International Stats					Career U-20
	Pos.	GP/GS	G	Y/R	GP/GS	Min	G	A	Y/R	Caps/Goals
Bassett, Cole	M	2/1	2	0/0	0/0	0	0	0	0/0	0/0
Boateng, Kwabena	D	1/0	0	0/0	0/0	0	0	0	0/0	0/0
Bonilla, Kevin	D	2/1	0	0/0	0/0	0	0	0	0/0	0/0
Campbell, George	D	2/2	0	1/0	0/0	0	0	0	0/0	0/0
De La Fuente, Konrad	F	1/1	0	0/0	0/0	0	0	0	0/0	7/1
Gomez, Johan	F	2/2	1	0/0	0/0	0	0	0	0/0	0/0
Haak, Justin	M	2/1	0	0/0	0/0	0	0	0	0/0	0/0
Harper, Cameron	F	2/2	1	0/0	0/0	0	0	0	0/0	0/0
Harriel, Nathan	D	2/0	0	0/0	0/0	0	0	0	0/0	0/0
Hawkins, Jalen	F	2/0	0	0/0	0/0	0	0	0	0/0	0/0
Hoffmann, Ian	D	2/1	0	0/0	0/0	0	0	0	0/0	0/0
Kelman, Charlie	F	2/1	0	0/0	0/0	0	0	0	0/0	0/0
Ochoa, David	GK	2/2	0	0/0	0/0	0	0	0	0/0	6
Palomino, Marcelo	M	2/1	0	0/0	0/0	0	0	0	0/0	0/0
Ritaccio, Mateo	M	2/0	1	0/0	0/0	0	0	0	0/0	0/0
Ritchie, Stuart	D	2/1	0	0/0	0/0	0	0	0	0/0	0/0
Roberts, Thomas	M	2/1	0	0/0	0/0	0	0	0	0/0	0/0
Schulte, Patrick	GK	1/0	0	0/0	0/0	0	0	0	0/0	0
Sepulveda, Leonardo	D	2/2	0	0/0	0/0	0	0	0	0/0	0/0
Sousa, Travian	D	2/1	0	0/0	0/0	0	0	0	0/0	0/0
Tessmann, Tanner	M	2/0	0	0/0	0/0	0	0	0	0/0	0/0
Vassilev, Indiana	M	2/2	0	0/0	0/0	0	0	0	0/0	0/0
Own goal			0				0			
TOTAL		2/2	5	1/0	0/0	0	0	0	0/0	0
Opponents		2/2	1	0/0	1/0	0	0	0	0/0	0

GOALKEEPING STATISTICS

	2019 Overall Stats							2019 International Stats							Career U-20				
	GP/GS	W	L	T	GF	GA	SO	GP/GS	Min	W	L	T	GF	GA	SO	GAA	W	L	T
Ochoa, David	2/2	1	0	0	2	1	1	0/0	0	0	0	0	0	0	0	0	4	1	0
Schulte, Patrick	1/0	1	0	0	3	0	1	0/0	0	0	0	0	0	0	0	0	0	0	0
TOTAL	2/2	2	0	0	5	1	0	0/0	0	0	0	0	0	0	0				
Opponents	2/2	0	2	0	1	5	0	0/0	0	0	0	0	0	0	0				

2019 U.S. U-20 MNT RESULTS - 1999 BIRTH YEAR CYCLE

Overall Record: 2-0-0 (GF: 5, GA: 1)

U-20 International Record: 0-0-0 (GF: 0, GA: 0)

Date	Opponent	Result	Goalscorers	Location
Sept. 5	Zagreb Football Federation	2-1 W	Bassett, Harper	Brezice, Slovenia
Sept. 9	United Arab Emirates U-23	3-0 W	Gomez, Bassett, Ritaccio	Podgora Krapinska, Croatia

Goal Scorers: Bassett (2), Gomez, Harper, Ritaccio

ALL-TIME U.S. RESULTS • FIFA U-20 WORLD CUP

22ND FIFA UNDER-20 WORLD CUP – POLAND '19

Date	Opponent	Result	U.S. Goals	Location	Attendance
May 24	Ukraine	1-2 L	Servania	Bielsko-Biala, Poland	4,310
May 27	Nigeria	2-0 W	Soto (2)	Bielsko-Biala, Poland	3,427
May 30	Qatar	1-0 W	Weah	Tychy, Poland	3,651
June 4	France	3-2 W	Soto (2), Rennicks	Bydgoszcz, Poland	8,469
June 8	Ecuador	1-2 L	Weah	Gdynia, Poland	6,389
Champion: Ukraine			Runner-up: Korea Republic	USA Finish: 6th place	

21ST FIFA UNDER-20 WORLD CUP – KOREA REPUBLIC '17

Date	Opponent	Result	U.S. Goals	Location	Attendance
May 22	Ecuador	3-3 D	Sargent (2), De la Torre	Incheon, Korea Republic	3,886
May 25	Senegal	1-0 W	Sargent	Incheon, Korea Republic	5,864
May 28	Saudi Arabia	1-1 D	Lennon	Daejeon, Korea Republic	5,460
June 1	New Zealand	6-0 W	Sargent, Lennon, Ebobisse	Incheon, Korea Republic	5,667
June 4	Venezuela	1-2 L (AET)	Glad, Trusty, Kunga	Jeonju, Korea Republic	2,671
Champion: England			Runner-up: Venezuela	USA Finish: 6th place	

20TH FIFA UNDER-20 WORLD CUP – NEW ZEALAND '15

Date	Opponent	Result	U.S. Goals	Location	Attendance
May 30	Myanmar	2-1 W	Tall, Hyndman	Auckland, New Zealand	5,816
June 2	New Zealand	4-0 W	Jamieson, Hyndman, Arriola, Rubin	Auckland, New Zealand	15,678
June 5	Ukraine	0-3 L	–	Auckland, New Zealand	7,694
June 10	Colombia	1-0 W	Rubin	Wellington, New Zealand	6,062
June 14	Serbia	0-0 D (5-6 PK)	–	Auckland, New Zealand	10,826
Champion: Serbia			Runner-up: Brazil	USA Finish: 7th place	

19TH FIFA UNDER-20 WORLD CUP – TURKEY '13

Date	Opponent	Result	U.S. Goals	Location	Attendance
June 21	Spain	1-4 L	Gil	Istanbul, Turkey	4,133
June 24	France	1-1 T	Cuevas	Istanbul, Turkey	4,120
June 27	Ghana	1-4 L	O'Neill	Kayseri, Turkey	4,873
Champion: France			Runner-up: Uruguay	USA Finish: 22nd place	

17TH FIFA UNDER-20 WORLD CUP – EGYPT '09

Date	Opponent	Result	U.S. Goals	Location	Attendance
Sept 26	Germany	0-3 L	–	Suez, Egypt	25,000
Sept. 29	Cameroon	4-1 W	Arguez, Taylor, Duka, Ownby	Suez, Egypt	28,000
Oct. 2	Korea Rep.	0-3 L	–	Suez, Egypt	27,000
Champion: Ghana			Runner-up: Brazil	USA Finish: 17th place	

16TH FIFA UNDER-20 WORLD CUP – CANADA '07

Date	Opponent	Result	U.S. Goals	Location	Attendance
June 30	Korea Rep.	1-1 T	Szetela	Montreal, Canada	55,800
July 3	Poland	6-1 W	Adu (3), Szetela (2), Altidore	Montreal, Canada	35,801
July 6	Brazil	2-1 W	Altidore (2)	Ottawa, Canada	36,559
July 9	Uruguay	2-1 W AET	Bradley, own goal	Toronto, Canada	19,526
July 14	Austria	1-2 L AET	Altidore	Toronto, Canada	19,526
Champion: Argentina			Runner-up: Czech Republic	USA Finish: 7th place	

15TH FIFA WORLD YOUTH CHAMPIONSHIP – NETHERLANDS '05

Date	Opponent	Result	U.S. Goals	Location	Attendance
June 11	Argentina	1-0 W	Barrett	Enschede, Netherlands	10,500
June 14	Germany	0-0 T	—	Enschede, Netherlands	10,350
June 18	Egypt	1-0 W	Peterson	Enschede, Netherlands	7,600
June 21	Italy	1-3 L	Freeman	Enschede, Netherlands	7,000
Champion: Argentina			Runner-up: Nigeria	USA finish: 11th place	

14TH FIFA WORLD YOUTH CHAMPIONSHIP – UNITED ARAB EMIRATES '03

Date	Opponent	Result	U.S. Goals	Location	Attendance
Nov. 29	Paraguay	3-1 W	E.Johnson, Magee, Convey	Abu Dhabi, UAE	3,500
Dec. 2	Germany	1-3 L	Whitbread	Abu Dhabi, UAE	6,000
Dec. 5	Korea Rep.	2-0 W	Johnson (2)	Abu Dhabi, UAE	8,000
Dec. 8	Cote d'Ivoire	2-0 W	Mapp, Johnson	Dubai, UAE	3,210
Dec. 12	Argentina	1-2 L AET	Convey	Abu Dhabi, UAE	15,500
Champion: Brazil			Runner-up: Spain	USA finish: 5th place	

13TH FIFA WORLD YOUTH CHAMPIONSHIP – ARGENTINA '01

Date	Opponent	Result	U.S. Goals	Location	Attendance
June 17	China	0-1 L	—	Mendoza, Argentina	7,500
June 20	Chile	4-1 W	Beasley (2), Davis, Buddle	Mendoza, Argentina	5,500
June 23	Ukraine	1-1 T	Arena	Mendoza, Argentina	7,000
June 27	Egypt	0-2 L	—	Buenos Aires, Argentina	
Champion: Argentina			Runner-up: Ghana	USA finish: 13th place	

12TH FIFA WORLD YOUTH CHAMPIONSHIP – NIGERIA '99

Date	Opponent	Result	U.S. Goals	Location	Attendance
April 5	England	1-0 W	Califf	Kano, Nigeria	19,000
April 8	Japan	1-3 L	Futagaki	Bauchi, Nigeria	9,000
April 11	Cameroon	3-1 W	Twelldman (2), Bocanegra	Bauchi, Nigeria	9,000
April 15	Spain	2-3 L	Twelldman (2)	Port Harcourt, Nigeria	15,600
Champion: Spain			Runner-up: Japan	USA finish: 11th place	

11TH FIFA WORLD YOUTH CHAMPIONSHIP – MALAYSIA '97

Date	Opponent	Result	U.S. Goals	Location	Attendance
June 17	China	1-0 W	West	Alor Setar, Malaysia	9,769
June 19	Ireland	1-2 L	Flores	Alor Setar, Malaysia	6,200
June 22	Ghana	0-1 L	—	Alor Setar, Malaysia	5,000
June 25	Uruguay	0-3 L	—	Shah Alam, Malaysia	8,000
Champion: Argentina			Runner-up: Uruguay	USA finish: 15th place	

9TH FIFA WORLD YOUTH CHAMPIONSHIP – AUSTRALIA '93

Date	Opponent	Result	U.S. Goals	Location	Attendance
March 7	Turkey	6-0 W	Baba, Joseph (2), Faklaris (3)	Melbourne, Australia	15,732
March 9	England	0-1 L	—	Melbourne, Australia	9,274
March 11	Korea Rep.	2-2 T	Kelly, Zavagnin	Melbourne, Australia	12,972
March 14	Brazil	0-3 L	—	Adelaide, Australia	12,000
Champion: Brazil			Runner-up: Ghana	USA finish: 8th place	

7TH FIFA WORLD YOUTH CHAMPIONSHIP – SAUDI ARABIA '89

Date	Opponent	Result	U.S. Goals	Location	Attendance
February 17	Mali	1-1 T	Snow	Jeddah, Saudi Arabia	35,000
February 20	East Germany	2-0 W	Dayak, Snow	Jeddah, Saudi Arabia	10,000
February 22	Brazil	1-3 L	Dayak	Jeddah, Saudi Arabia	25,000
February 25	Iraq	2-1 W	Henderson, Brose	Taif, Saudi Arabia	18,000
February 28	Nigeria	1-2 L AET	Snow	Jeddah, Saudi Arabia	40,000
March 3	Brazil	0-2 L	—	Riyadh, Saudi Arabia	65,000
Champion: Portugal			Runner-up: Nigeria	USA finish: 4th place	

6TH FIFA WORLD YOUTH CHAMPIONSHIP – CHILE '87

Date	Opponent	Result	U.S. Goals	Location	Attendance
October 11	Bulgaria	0-1 L	—	Antofagasta, Chile	18,000
October 14	Saudi Arabia	1-0 W	Unger	Antofagasta, Chile	5,000
October 17	West Germany	1-2 L	Constantino	Antofagasta, Chile	3,500
Champion: Yugoslavia			Runner-up: West Germany	USA finish: 11th place	

4TH FIFA WORLD YOUTH CHAMPIONSHIP – MEXICO '83

Date	Opponent	Result	U.S. Goals	Location	Attendance
June 3	Uruguay	2-3 L	Hooker, Perez	Guadalajara, Mexico	17,821
June 5	Cote d'Ivoire	1-0 W	Gelnovatch	Puebla, Mexico	11,836
June 8	Poland	0-2 L	—	Puebla, Mexico	16,103
Champion: Brazil			Runner-up: Argentina	USA finish: 11th place	

3RD FIFA WORLD YOUTH CHAMPIONSHIP – AUSTRALIA '81

Date	Opponent	Result	U.S. Goals	Location	Attendance
Oct. 3	Uruguay	0-3 L	—	Brisbane, Australia	17,200
Oct. 6	Qatar	1-1 T	Devey	Brisbane, Australia	10,122
Oct. 8	Poland	0-4 L	—	Brisbane, Australia	8,264
Champion: West Germany			Runner-up: Qatar	USA finish: 15th place	

U.S. UNDER-19 MEN'S NATIONAL TEAM

2020 Age Eligibility: Jan. 1, 2002

The U-19 Men's National Team, along with the U-16 Boys' National Team, began its first year of programming in 2016 as part of an overall commitment to player development. The additions brought U.S. Soccer to a total of eight Youth National Teams for both its men's and women's programs: U-14, U-15, U-16, U-17, U-18, U-19, U-20 and U-23.

The additions created two separate programming tracks for even-birth year players and odd-birth year players to allow for a more consistent approach toward development and additional opportunities for players to participate in National Team events and matches.

The pool for the U-19s will be brought to a number of training camps over the course of the year in order to expose more players of this age to the National Team camp environment as well as give activity to the younger group of players in the pool competing for a spot at the 2021 FIFA U-20 World Cup.

2020 U.S. U-19 Men's National Team Player Pool - 02s

Following is the current player pool for the U.S. Under-19 Men's National Team. The U-19 USMNT head coach and coaching staff will, for the most part, use this pool of players for training camps and matches in 2020. This year's U-19 MNT player pool consists of players born in 2002. All players in the U-19 MNT player pool are age-eligible for the 2021 FIFA U-20 World Cup. The pool is constantly evolving, with new players being added and called-up. Players from the U-18 MNT pool (03s) or U-19 MNT may also be called to the U-20s.

Name	Pos.	Ht.	Wt.	Birth Date	Hometown	Club / College
Alejandro, Axel	D	5-9	165	08/02/02	Chicago, Ill.	FC United
Anderson, Sebastian	D	5-10	145	08/08/02	Highlands Ranch, Colo.	Colorado Rapids
Arce, Sagir David	F	5-7	164	02/15/02	Chihuahua, Mexico	Monarcas Morelia (MEX)
Armour, Adam	D	5-9	155	09/27/02	Cary, N.C.	North Carolina FC
Atencio, Josh	M	5-11	152	01/31/02	Bellevue, Wash.	Seattle SoundersFC
Barragan, Michael	D	5-7	145	03/22/02	Guadalajara, Mexico	Atlas (MEX)
Bello, George	D	5-8	155	01/22/02	Douglasville, Ga.	Atlanta United FC
Busio, Gianluca	F	5-8	135	05/28/02	Greensboro, N.C.	Sporting Kansas City
Carlson, Simon	M				Norcross, Ga.	Concorde Fire
Carrera, Nicolas	D	6-3	160	05/06/02	Frisco, Texas	FC Dallas
Centeno, Erik	D	5-6	120	06/29/02	Stockton, Calif.	FC Dallas
Cervantes, Aaron	GK	6-0	165	03/20/02	Chino Hills, Calif.	Orange County SC
Davis, Jacob	M	5-11	150	01/03/02	Rochester, Mich.	Sporting Kansas City
De Vries, Jack	F	6-0	150	03/28/02	Wayne, Pa.	Philadelphia Union
Dietz, Maximilian	M	6-2	148	02/09/02	Frankfurt, Germany	Freiburg(GER)
Dobbelaere, Ethan	M	5-9	143	11/14/02	Seattle, Wash.	Seattle Sounders FC
Dowd, Bryan	GK	6-3	160	03/08/02	Willow Springs, Ill.	FC United
Dunbar, Cameron	F	5-5	125	10/22/02	Chula Vista, Calif.	LA Galaxy
Falsone, Sebastian	D	6-2	175	06/20/02	Warrenton, Va.	D.C. United
Farnsworth, Zackery	F	5-11	158	07/13/02	Sandy, Utah	Real Salt Lake
Flores, Luis	M	5-7	147	04/06/02	Half Moon Bay, Calif.	Philadelphia Union
Forbes, Jahlane	D	5-11	140	02/05/02	Clermont, Fla.	Orlando City SC
Fuentes, Gilbert	M	5-6	145	02/21/02	Tracy, Calif.	San Jose Earthquakes
Gaines, Julian	F	5-6	113	11/05/02	Austin, Texas	Barca Academy
Garcia, Cesar	M	5-8	150	08/04/02	The Colony, Texas	FC Dallas
Gray, Tayvon	D	5-8	150	08/19/02	Bronx, N.Y.	New York City FC
Guske, Owen	D	5-11	150	02/18/02	Saint Johns, Fla.	Portland Timbers
Hagan, Cade	F	5-10	155	03/14/02	Naperville, Ill.	Sporting Gijon (ESP)
Hankins, Bryson	D	5-8	160	11/18/02	Bakersfield, Calif.	Seattle Sounders FC
Harms, JT	GK	5-11	150	03/01/02	Whitefish Bay, Wisc.	Columbus Crew SC
Hernandez, Kobe	D	5-6	135	06/26/02	Los Angeles, Calif.	Unattached
Hernandez, Ruben	F	5-8		07/27/02	Manteca, Calif.	Tijuana(MEX)

(continued on next page)

Name	Pos.	Ht.	Wt.	Birth Date	Hometown	Club / College
Imperato, Jack	M	5-11	160	02/20/02	San Jose, Calif.	CD Roda (ESP)
Jasson, Andres	F	5-9	147	01/17/02	Greenwich, Conn.	New York City FC
Jones, Noah	F	6-3	174	03/18/02	Berlin, Germany	RB Leipzig (GER)
Judge, Mason	D	5-11	165	03/29/02	Tampa, Fla.	Eintracht Frankfurt (GER)
Kayo, Bryang	M	6-1	138	07/27/02	Poolesville, Md.	Unattached
Las, Damian	GK	6-0	165	04/11/02	Norridge, Ill.	Fulham (ENG)
Lepley, Tucker	F	5-5	131	01/17/02	Charlotte, N.C.	Sporting Kansas City
Lopez, Antino	D	5-11	170	05/21/02	Las Vegas, Nev.	Seattle Sounders FC
Ocampo-Chavez, Alfonso	F	5-9	131	03/25/02	Fresno, Calif.	Seattle SoundersFC
Odonze, Chituru	GK	6-7	213	10/14/02	Calgary, Alberta	Leicester City (ENG)
Penagos, Mario	F	5-8		05/03/02	Elk Grove, Calif.	Sacramento Republic FC
Pierre, Kurowskybob	D	6-2	170	08/28/02	Ft. Lauderdale, Fla.	Real Salt Lake
Pynadath, Joshua	F	5-9	143	02/20/02	Los Altos, Calif.	Ajax (NED)
Ramsey, Joshua	D	6-0	180	08/22/02	Plano, Texas	Solar Soccer Club
Redzic, Benjamin	M	5-8	139	09/26/02	Carrollton, Tex.	FC Dallas
Reilly, William	M	5-10	146	12/03/02	Decatur, Ga. Atlanta	United FC
Reyna, Gio	F	6-0	162	11/13/02	Bedford, N.Y.	Borussia Dortmund (GER)
Rivera, Damian	M	5-10	158	12/08/02	Cranston, R.I.	New England Revolution
Robles, Daniel	M	5-4	140	01/04/02	Burien, Wash.	Seattle SoundersFC
Saldana, Adam	M	5-8	157	02/07/02	Panorama City, Calif.	LA Galaxy
Scally, Joe	D	5-10	150	12/31/02	Lake Grove, N.Y.	New York City FC
Serrano, Ray	F	5-7	125	05/09/02	Graham, Wash.	Seattle Sounders FC
Soares, Pablo	M	5-7	152	03/08/02	Krefeld, Germany	Borussia M'gladbach (GER)
Sparks, Bailey	F	6-0	150	12/30/02	Plano, Texas	Solar Soccer Club
Stroud, Peter	M	5-5	110	04/23/02	Chester, N.J.	West Ham United (ENG)
Sulte, Hunter	GK	6-7	181	04/25/02	Lincoln, Neb.	Portland Timbers
Tolkin, John	D	5-8	144	07/31/02	Chatham, N.J.	New York Red Bulls
Tomkinson, Jonathan	D	6-3	172	04/11/02	Plano, Texas	Norwich City (ENG)
van Hees, Rickson	D	5-8	150	07/21/02	Oss, Netherlands	NEC Nijmegen(NED)
Villanueva, Alex	F	5-7	135	07/09/02	Maple Valley, Wash.	Seattle Sounders FC
Wady, Ethan	GK	6-6	194	01/25/02	Wake Forest, N.C.	Chelsea(ENG)
Weaver, Aiden	M	5-7	130	01/25/02	Elizabethtown, Pa.	PA Classics
Wilson, Seth	GK	6-4	187	03/15/02	Frisco, Texas	FC Dallas
Yow, Griffin	F	5-9	145	09/25/02	Clifton, Va.	D.C. United

U.S. UNDER-18 MEN'S NATIONAL TEAM

2020 Age Eligibility: Jan. 1, 2003

The U.S. Under-18 Men's National Team serves as a transition to the Under-20 Men's National Team. This age group will form the core of the team that will attempt to qualify for the 2023 FIFA U-20 World Cup.

The U-18 MNT player pool will be brought to a number of domestic and international training camps and tournaments over the course of the year in order to expose more players to the National Team camp environment as well as provide programming for the younger group of players competing for a spot at the FIFA U-20 World Cup.

2020 U.S. U-18 Men's National Team Player Pool - 03s

Following is the current player pool for the U.S. Under-18 Men's National Team. The U-18 USMNT head coach and coaching staff will, for the most part, use this pool of players for training camps and matches in 2020. This year's U-18 MNT player pool consists of players born in 2003. All players in the U-18 MNT player pool are age-eligible for the 2021 FIFA U-20 World Cup, and this group will form the core of the team that will attempt to qualify for the 2023 FIFA U-20 World Cup. The pool is constantly evolving, with new players being added and called-up. Players from the U-18 MNT pool may also be called to the U-20s.

Name	Pos.	Ht.	Wt.	Birth Date	Hometown	Club / College
Aaronson, Paxten	M	5-5	117	08/23/03	Medford, N.J.	Philadelphia Union
Aguilar, Adrian	D	5-6	132	02/15/03	Los Angeles, Calif.	LA Galaxy
Alvarado, Alejandro	M	5-7	143	07/29/03	Los Angeles, Calif.	LA Galaxy
Amponsah, Prince	D	5-10	147	08/30/03	Bronx, N.Y.	New York City FC
Arevalo, Ronald	F	5-5	129	05/18/03	North Bergen, N.J.	Cedar Stars Academy - Bergen
Arias, Edwin	D	5-8	135	03/07/03	Phoenix, Ariz.	Barca Academy
Azcona, Edison	M	5-4	117	11/21/03	Clermont, Fla.	Orlando City SC
Bohui, Patrick	F	5-9	158	12/03/03	West Chester, Pa.	Philadelphia Union
Cardenas, Andres	F	5-7	123	03/09/03	Doral, Fla.	Inter Miami CF
Casas, Javier	M	5-9	146	05/14/03	Addison, Ill.	Chicago Fire FC
Che, Justin	D	5-10	150	11/18/03	Frisco, Texas	FC Dallas
Chifamba, Elton	M	5-7	138	04/19/03	Blacklick, Ohio	Columbus Crew SC
Clark, Caden	M	5-10	149	05/27/03	Medina, Minn.	Barca Academy
Cordes, Andrew	GK	6-0	192	03/13/03	Denver, Colo.	Colorado Rapids
Cowell, Cade	F	5-10	163	10/14/03	Ceres, Calif.	San Jose Earthquakes
Cuevas, Mauricio	D	5-7	120	02/10/03	Los Angeles, Calif.	LA Galaxy
Dossmann, Niklas	D	5-10	140	05/10/03	Belmont, Calif.	De Anza Force
Edelman, Daniel	M	5-7	133	04/28/03	Warren, N.J.	Players Development Academy
Ferguson, Mitchell	D	6-2	170	04/29/03	Glen Carbon, Ill.	Sporting Kansas City
Ferkranus, Marcus	D	6-1	169	05/10/03	Santa Clarita, Calif.	LA Galaxy
Freeman, Tyler	F	5-9	140	01/09/03	Shawnee, Kan.	Sporting Kansas City
Garay, Jeremy	M	5-8	136	04/01/03	Woodbridge, Va.	D.C. United
Garcia, Christopher	F	5-7	140	01/13/03	El Paso, Texas	Real Salt Lake
Genenbacher, Kyle	D	5-9	161	04/14/03	Farmington, Mo.	Saint Louis FC
Giron, Arnold	F	5-7	158	03/27/03	Long Beach, Calif.	LAFC
Gomez, Jonathan	D	5-9	156	09/01/03	Keller, Texas	Louisville City FC
Gonzalez, Jose	F	5-7	132	01/21/03	Cowiche, Wash.	Crossfire Premier
Greene, Jacob	D	5-7	146	03/23/03	Crofton, Md.	D.C. United
Gutierrez, Brian	F	5-10	138	06/17/03	Burbank, Ill.	Chicago Fire FC
Hall, Noah	D	5-5	140	01/12/03	Cincinnati, Ohio	Columbus Crew SC
Hernandez, Anthony	M	5-4	122	07/07/03	Reynoldsburg, Ohio	Columbus Crew SC
Homer, Isaac	D	5-10	172	01/25/03	Portland, Ore.	Portland Timbers
Hooper, Dylan	D	5-11	179	11/13/03	Shawnee, Kan.	Sporting Kansas City
Huckaby, Dante	M	5-11	170	03/17/03	Morgantown, W. Va.	Philadelphia Union
Ikoba, Tega	F	6-1	160	08/14/03	Madison, Ala.	Portland Timbers
Jones, Eliot	GK	6-1	175	05/12/03	New Britain, Conn.	New England Revolution

(continued on next page)

Name	Pos.	Ht.	Wt.	Birth Date	Hometown	Club / College
Killeen, Martin	M	5-5	125	10/07/03	Brea, Calif.	Pateadores
Kinzner, Eric	D	6-1	176	03/22/03	Tacoma, Wash.	Seattle Sounders FC
Kitahara, Sota	M	5-9	148	01/11/03	Edmonds, Wash.	Seattle Sounders FC
Krenecki, Gavin	GK	5-9	175	03/08/03	Fair Oaks, Calif.	Sporting Kansas City
Leal, Patrick	F	5-5	108	02/21/03	Newton, Mass.	New England Revolution
Leyva, Daniel	M	5-9	145	05/05/03	Las Vegas, Nev.	Seattle Sounders FC
Lundegard, Adam	D	6-1	161	08/08/03	Huntingtown, Md.	D.C. United
Mathews, Morris	D	5-6	120	03/25/03	Cambridge, Mass.	New England Revolution
McGlynn, Jack	M	5-10	138	07/07/03	Middle Village, N.Y.	Philadelphia Union
Mendoza, Abel	M	5-9	161	01/07/03	Las Vegas, Nev.	Real Salt Lake
Miscic, Selmir	F	5-7	135	01/23/03	Royersford, Pa.	Philadelphia Union
Monis, Alex	M	5-6	134	03/20/03	Naperville, Ill.	Chicago Fire FC
Morris, Jacob	GK	5-9	155	03/13/03	Parker, Colo.	Real Colorado
Nava, Sebastian	F	5-5	125	03/10/03	Wilmington, Calif.	LA Galaxy
Neal, Jalen	D	5-11	137	08/24/03	Lakewood, Calif.	LA Galaxy
Noel, Andrew	GK	6-4	204	01/08/03	Montclair, N.J.	New York Red Bulls
Nyeman, Moses	M	5-5	126	11/05/03	Riverdale, Md.	D.C. United
Orquin, Ralph	D	5-8	140	03/15/03		Club America (MEX)
Paredes, Kevin	F	5-6	120	05/07/03	South Riding, Va.	D.C. United
Pariano, Nicholas	M	5-7	129	03/16/03	Ann Arbor, Mich.	Philadelphia Union
Pepi, Ricardo	F	6-1	170	01/09/03	McKinney, Texas	FC Dallas
Pereira, Nicolas	M	5-8	126	06/22/03	Miami, Fla.	Inter Miami CF
Perez, Jonathan	F			01/18/03	Pico Rivera, Calif.	LA Galaxy
Pierre, Kayden	D	5-8	136	02/16/03	Rochester Hills, Mich.	Sporting Kansas City
Ramos, Andre	D	5-10	165	10/07/03	Los Angeles, Calif.	LA Galaxy
Ramos, Anthony	GK	5-11	137	07/15/03	Torrance, Calif.	LA Galaxy
Reyes, Vicente	GK	6-1	140	11/19/03	Cumming, Ga.	Atlanta United FC
Rios, Daniel	M	5-8	145	03/29/03	Houston, Texas	Houston Dynamo
Rou, Matthew	F	5-9	142	01/22/03	Germantown, Wisc.	Shattuck – Saint Mary's
Sarver, Sam	F	5-9	149	03/03/03	Beachwood, Ohio	Columbus Crew SC
Sealy, Dante	F	5-10	160	04/17/03	Frisco, Texas	FC Dallas
Serrano, Edgar	M	5-8	129	06/06/03	Tukwila, Wash.	Seattle Sounders FC
Smith, Collin	F	5-9	162	12/04/03	Frisco, Texas	FC Dallas
Sorenson, Anthony	D	5-5	135	06/25/03	Ann Arbor, Mich.	Philadelphia Union
Stoup, Kobey	M	5-10	162	03/07/03	Montgomery, Ala.	Atlanta United FC
Taber, Tyler	M	5-6	121	07/19/03	Bertrange, Luxembourg	Nürnberg (GER)
Vegaalban, Dominic	D	5-7	135	08/07/03	Rocklin, Calif.	De Anza Force
Walls, Casey	D	6-1	173	01/10/03	Mill Valley, Calif.	San Jose Earthquakes
Wolf, Aidan	F	5-9	145	04/09/03	Cleveland Heights, Ohio	Columbus Crew SC
Wolff, Tyler	F	5-8	149	02/13/03	Westerville, Ohio	Atlanta United FC
Zalinsky, Joseph	F	5-7	160	01/03/03	Brick, N.J.	New York Red Bulls
Zelaya, Brandon	F	5-5	120	03/08/03	Redwood City, Calif.	San Jose Earthquakes
Zuluaga, Andre	GK	5-10	167	08/24/03	Miami, Fla.	Inter Miami CF

U.S. UNDER-17 MEN'S NATIONAL TEAM

Major Competition: 2021 FIFA Under-17 World Cup

2020 Age Eligibility: Jan. 1, 2004

2019 International Record: 8-4-1

NEW CYCLE BEGINS

After qualifying for a record 17th FIFA U-17 World Cup in 2019, the U.S. U-17 Men's National Team will kick off a new cycle this year. The squad will spend 2020 preparing for the 2021 Concacaf U-17 Championship, where the USA will aim to become one of four nations to qualify from the region to the U-17 World Cup in Peru.

2019 U.S. UNDER-17 MNT RESULTS

Overall Record: 9-5-2 (GF: 38, GA: 23)

U-17 International Record: 8-4-1 (GF: 35, GA: 19)

Date	Opponent	Result	Goalscorers	Location
May 2	Canada*	3-2 W	Busio, Alejandro, Reyna	IMG Academy; Bradenton, Fla.
May 4	Barbados*	6-1 W	Hernandez, Busio (2), Saldana, O.G., Ocampo-Chavez	IMG Academy; Bradenton, Fla.
May 6	Guatemala*	3-0 W	Yow (2), Ocampo-Chavez	IMG Academy; Bradenton, Fla.
May 9	Guadeloupe*	8-0 W	Ocampo-Chavez (2), Yow, Reyna (3), Busio, O.G.	IMG Academy; Bradenton, Fla.
May 12	Panama*	3-0 W	Busio, Reyna, Pepi	IMG Academy; Bradenton, Fla.
May 14	Canada*	4-0 W	Kayo, Reyna, Pepi (2)	IMG Academy; Bradenton, Fla.
May 16	Mexico*	1-2 L (AET)	Yow	IMG Academy; Bradenton, Fla.
Sept. 5	Mexico^	2-1 W	Reyna, Pepi	Sportpark Marsdijk; Assen, Netherlands
Sept. 7	Netherlands^	3-1 W	Hernandez, Jasson, Fuentes	Sportpark Marsdijk; Assen, Netherlands
Sept. 9	Denmark^	1-4 L	Jones	Sportpark Marsdijk; Assen, Netherlands
Oct. 27	Senegal#	1-4 L	Busio	Estadio Kleber Andrade; Cariacica, Brazil
Oct. 30	Japan#	0-0 T	-	Estadio Kleber Andrade; Cariacica, Brazil
Nov. 2	Netherlands#	0-4 L	-	Estadio da Serrinha; Goiania, Brazil
Nov. 14	Turkey U-16&	1-0 W	Jones	Premier Sports Campus; Lakewood Ranch, Fla.
Nov. 16	U-16 USBNT&	0-2 L	-	Premier Sports Campus; Lakewood Ranch, Fla.
Nov. 18	Netherlands U-16&	2-2 T	de Vries, Jones	Premier Sports Campus; Lakewood Ranch, Fla.

Goal Scorers: Reyna (7), Busio (6), Ocampo-Chavez (4), Pepi (4), Yow (4), Jones (3), Hernandez (2), Alejandro, de Vries, Fuentes, Jasson, Kayo, Saldana, O.G. (2)

*Concacaf U-17 Championship

^4 Nations Tournament

#FIFA U-17 World Cup

&Nike International Friendlies

2020 U.S. U-17 Men's National Team Player Pool - 04s

Following is the current player pool for the U.S. Under-17 Men's National Team. The U-17 USMNT head coach and coaching staff will, for the most part, use this pool of players for training camps and matches in 2020 in preparation for qualifying for the 2021 FIFA U-17 World Cup. To be age-eligible for the FIFA U-17 World Cup, players must have been born on or after Jan. 1, 2004. The pool is constantly evolving, with new players being added and called-up. Younger players may also be called up to the U-17s.

Name	Pos.	Ht.	Wt.	Birth Date	Hometown	Club / College
Acito, Kamran	D			03/05/04	Harrison, N.J.	New York City FC
Alguera, Damian	GK	5-7	130	02/11/04	San Jose, Calif.	Sporting Kansas City
Allen, Noah	D	5-5	125	04/24/04	Pembroke Pines, Fla.	Inter Miami CF
Alvarez, Juan	M	5-5	126	08/30/04	Tukwila, Wash.	Seattle Sounders FC
Avila, Armando	D	5-7	123	03/09/04	Torrance, Calif.	LAFC
Auvray, Kaile	F	5-4	112	05/27/04	Kansas City, Kan.	Lille (FRA)
Ayala, Eric	M	5-8	135	06/03/04	San Diego, Calif.	Tijuana (MEX)
Batiste, Logan	D	5-11	137	07/16/04	Greenacres, Fla.	Inter Miami CF
Booth, Zach	M	5-9	130	02/17/04	Eden, Utah	Real Salt Lake
Borsos, Alex	M	5-6	135	01/23/04	Houston, Texas	Houston Dynamo
Brady, Chris	GK	6-3	170	03/03/04	Naperville, Ill.	Chicago Fire FC
Brummett, Austin	F	5-11	175	02/12/04	Seattle, Wash.	Seattle Sounders FC
Carrera, Antonio	GK	5-7	110	03/15/04	Frisco, Tex.	FC Dallas
Cisneros, Osvaldo	M	5-3	125	03/13/04	Parkville, Mo.	Sporting Kansas City
Cordova, Cesar	M	5-5	123	09/08/04	Humble, Texas	Houston Dynamo
Cortez, John Carlos	D	5-7	130	03/09/04	Ridgewood, N.J.	New York Red Bulls
Craig, Brandon	D	5-10	127	04/07/04	Philadelphia, Pa.	Philadelphia Union
Dewsnup, Jeff	GK	6-1	159	05/21/04	Herriman, Utah	Real Salt Lake
Duenas, Erik	D				El Monte, Calif.	LAFC
Elizalde, Cesar	M	5-5	130	01/10/04	Little Elm, Texas	FC Dallas
Emmings, Fred	GK	6-3	188	02/08/04	St. Paul, Minn.	Minnesota United FC
Gutierrez, Daniel	F	5-2	102	05/16/04	Oklahoma City, Okla.	Sporting Kansas City
Gutierrez, Jose	F	5-11		03/19/04	Garland, Texas	FC Dallas
Henry, Kobi	D	6-1	157	04/26/04	Miami, Fla.	Inter Miami CF
Herb, Logan	GK					Houston Dynamo
Hot, Kenan	M	5-8	120	03/16/04	Lincroft, N.J.	New York Red Bulls
Jauregui, Rafael	F	5-7	144	12/20/04	Rancho Cordova, Calif.	Sacramento Republic FC
Jimenez, Kevin	F	5-0	130	01/03/04	Moreno Valley, Calif.	LAFC
Jones, Samuel	D	5-11	161	02/14/04	Portsmouth, Va.	Philadelphia Union
Kaemmerer, Robert	D	5-3	106	11/30/04	Torrance, Calif.	LAFC
Lambe, Brendan	M	5-4	145	12/19/04	Apex, N.C.	Atlanta United FC
Leone, Antonio	D	5-11	176	04/28/04	Long Beach, Calif.	LAFC
Leza, Hans	D	5-8	118	02/21/04	Houston, Texas	Houston Dynamo
Morales, Efrain	M	6-1	151	03/04/04	Suwanee, Ga.	Atlanta United FC
Nehme, Isaac	GK	5-9	165	03/23/04	Colorado Springs, Colo.	Colorado Rapids
Oliva, Federico	F	5-10	158	07/22/04	Madrid, Spain	Athletico Madrid (ESP)
Perez, Nicolas	M				Guadalajara, Mexico	Toluca (MEX)
Perez, Rocky	M	5-4	110	01/08/04	San Antonio, Tex.	San Antonio FC
Presto, Dylan	M	5-6	115	10/21/04	Porter Ranch, Calif.	LAFC
Pukstas, Rokas	M	5-3	98	08/25/04	Stillwater, Okla.	Barca Academy
Quintos, Ryan	D	5-8	140	07/13/04	Glen Ellyn, Ill.	Chicago Fire FC
Reynolds, Justin	D	5-4	123	08/04/04	Chicago, Ill.	Chicago Fire FC
Rincon-Rodriguez, Oscar	F	5-6	130	03/05/04	Federal Way, Wash.	Seattle Sounders FC
Rodriguez, Allan	M	5-6	140	05/27/04	Elkhart, Ind.	Chicago Fire FC
Rotundo, Evan	M	5-8	125	07/09/04	La Mesa, Calif.	San Diego Surf
Slonina, Gabriel	GK	6-4	203	05/15/04	Addison, Ill.	Chicago Fire FC
Tanton, Devan	D	5-9	143	01/03/04	Barcelona, Spain	UE Cornellia (ESP)
Terrazas, Jaime	F	5-3	128	07/21/04	Los Alamos, N.M.	Colorado Rapids
Torres, Christian	F	5-7	124	04/15/04	Upland, Calif.	LAFC
Torres, Leonardo	D	5-3	120	01/22/04	San Antonio, Tex.	San Antonio FC
Toure, Dantouma	F	5-8	154	06/12/04	Trenton, N.J.	New York Red Bulls
Valdez, Victor	M	5-6	132	04/06/04	Garden Grove, Calif.	LA Galaxy
Vazquez, Favian	F	5-1	97	12/01/04	Corona, Calif.	LAFC
Viviani, Tristan	D				Redwood City, Calif.	San Jose Earthquakes
Wiley, Caleb	D	5-10	159	12/22/04	Atlanta, Ga.	Atlanta United FC
Williams, Thomas	D	6-3	173	08/15/04	Titusville, Fla.	Orlando City SC
Yapi, Darren	F	6-1	152	11/19/04	Denver, Colo.	Colorado Rapids
Yohannes, Aethan	M	5-10	169	03/16/04	Springfield, Va.	AZ Alkmaar (NED)
Yohannes, Mathias	M	5-10	126	01/19/04	Chantilly, Va.	D.C. United

2019 U.S. UNDER-17 MNT STATISTICS

U.S. MNT MNT HISTORY WORLD CUP HISTORY PROGRAMS COMPETITIONS U.S. HISTORY & INFO

Name	Pos.	2019 Overall Stats				2019 International Stats					Career U-17 Caps/Goals
		GP/GS	G	A	Y/R	GP/GS	Min	G	A	Y/R	
Alejandro, Axel	D	4/4	1	0	0/0	3/3	225	1	0	0/0	17/1
Anderson, Sebastian	D	2/2	0	0	0/0	2/2	135	0	0	0/0	4/0
Arce, Sagir	F	3/1	0	0	0/0	0/0	0	0	0	0/0	0/0
Armour, Adam	D	8/6	0	0	1/0	8/6	611	0	0	1/0	19/0
Bello, George	D	4/4	0	0	0/0	4/4	422	0	0	0/0	10/1
Busio, Gianluca	M	11/11	6	3	0/0	11/11	1011	6	3	0/0	18/8
Carrera, Nicolas	D	5/3	0	0	1/0	5/3	290	0	0	1/0	5/0
Cervantes, Aaron	GK	1/1	0	0	0/0	1/1	90	0	0	0/0	4
Cuevas, Mauricio	D	5/2	0	1	0/0	5/2	305	0	1	0/0	7/0
de Vries, Jack	F	6/4	1	2	0/0	3/2	169	0	0	0/0	3/0
Dietz, Maximilian	M	2/1	0	0	0/0	2/1	135	0	0	0/0	2/0
Dobbelaere, Ethan	M	6/3	0	1	0/0	6/3	299	0	1	0/0	6/0
Dowd, Bryan	GK	1/1	0	0	0/0	0/0	0	0	0	0/0	0
Freeman, Tyler	F	4/1	0	0	0/0	4/1	154	0	0	0/0	7/1
Fuentes, Gilbert	M	11/4	1	1	0/0	8/2	350	1	1	0/0	21/1
Garcia, Cesar	M	3/2	0	0	0/0	0/0	0	0	0	0/0	0/0
Gray, Tayvon	D	9/8	0	1	0/1	9/8	865	0	1	0/1	19/0
Hankins, Bryson	D	2/1	0	0	0/0	0/0	0	0	0	0/0	0/0
Hernandez, Kobe	D	12/12	2	1	0/0	12/12	1155	2	1	0/0	26/3
Imperato, Jack	F	3/1	0	0	0/0	0/0	0	0	0	0/0	0/0
Jasson, Andres	F	6/4	1	0	0/0	6/4	424	1	0	0/0	14/1
Jones, Noah	F	6/3	3	0	0/0	3/1	101	1	0	0/0	3/1
Kayo, Bryang	M	9/5	1	0	0/0	9/5	502	1	0	0/0	9/1
Las, Damian	GK	7/7	0	0	0/0	7/7	660	0	0	0/0	20
Lepley, Tucker	F	3/2	0	0	0/0	0/0	0	0	0	0/0	0/0
Leyva, Daniel	M	10/9	0	2	0/0	10/9	906	0	2	0/0	10/0
Lopez, Antino	D	3/2	0	0	0/0	0/0	0	0	0	0/0	0/0
Ocampo-Chavez, Alfonso	F	12/6	4	2	0/0	12/6	450	4	2	0/0	26/9
Oduenze, Chituru	GK	5/5	0	0	0/0	5/5	450	0	0	0/0	9
Pepi, Ricardo	F	11/7	4	1	0/0	11/7	682	4	1	0/0	17/5
Pynadath, Joshua	F	3/2	0	0	0/0	0/0	0	0	0	0/0	0/0
Ramsey, Joshua	D	2/2	0	0	0/0	0/0	0	0	0	0/0	0/0
Reyna, Gio	F	10/9	7	3	1/0	10/9	913	7	3	1/0	18/8
Rivera, Damian	M	2/1	0	0	0/0	0/0	0	0	0	0/0	0/0
Saldana, Adam	M	11/10	1	1	1/0	11/10	902	1	1	1/0	28/2
Scally, Joe	D	8/8	0	2	3/0	8/8	821	0	2	3/0	22/1
Soares, Pablo	M	1/1	0	0	0/0	0/0	0	0	0	0/0	0/0
Sparks, Bailey	F	3/2	0	0	1/0	0/0	0	0	0	0/0	0/0
Tolkin, John	D	7/5	0	0	0/0	4/3	257	0	0	0/0	7/0
Tomkinson, Jonathan	D	5/5	0	0	2/0	2/2	152	0	0	0/0	2/0
van Hees, Rickson	D	3/1	0	0	1/0	0/0	0	0	0	0/0	0/0
Wilson, Seth	GK	2/2	0	0	0/0	0/0	0	0	0	0/0	0
Yow, Griffin	F	8/6	4	1	0/0	8/6	476	4	1	0/0	14/7
Own goal			2					2			
Total		16/16	38	22	11/1	13/13	1200	35	20	7/1	
Opponents		16/16	23		21/0	13/13	1200	19		16/0	

GOALKEEPING STATISTICS

Name	2019 Overall Stats					2019 International Stats					Career U-17		
	GP/GS	W-L-T	GF	GA	SO	GP/GS	Min	W-L-T	GF	GA	SO	GAA	W-L-T
Cervantes, Aaron	1/1	0-1-0	1	4	0	1/1	90	0-1-0	1	4	0	4.00	2-1-1
Dowd, Bryan	1/1	0-1-0	0	2	0	0/0	0	0-0-0	0	0	0		0-0-0
Las, Damian	7/7	5-2-0	21	9	3	7/7	660	5-2-0	21	9	3	1.23	9-7-3
Oduenze, Chituru	5/5	3-1-1	13	6	2	5/5	450	3-1-1	13	6	2	1.20	6-1-2
Wilson, Seth	2/2	1-0-1	3	2	1	0/0	0	0-0-0	0	0	0		0-0-0
Total	16/16	8-3-1	34	15	5	13/13	1200	8-4-1	34	15	5	1.13	
Opponents	16/16	3-8-1	15	34	3	13/13	1200	4-8-1	15	34	2	2.55	

ALL-TIME RESULTS – FIFA U-17 WORLD CUP

15TH FIFA U-17 WORLD CUP – BRAZIL '19

Date	Opponent	Result	U.S. Goals	Location	Attendance
Oct. 27	Senegal	1-4 L	Busio	Cariacica, Brazil	4,266
Oct. 30	Japan	0-0 D	--	Cariacica, Brazil	3,878
Nov. 2	Netherlands	0-4 L	--	Goiânia, Brazil	1,305
Champion: Brazil			Runner-up: Mexico	USA finish: 20th place	

14TH FIFA U-17 WORLD CUP – INDIA '17

Date	Opponent	Result	U.S. Goals	Location	Attendance
Oct. 6	India	3-0 W	Sargent, Durkin, Carleton	New Delhi, India	46,312
Oct. 9	Ghana	1-0 W	Akinola	New Delhi, India	17,500
Oct. 12	Colombia	1-3 L	Acosta	Navi Mumbai, India	22,263
Oct. 16	Paraguay	5-0 W	Weah (3), Carleton, Sargent	New Delhi, India	34,895
Oct. 21	England	1-4 L	Sargent	Goa, India	16,148
Champion: England			Runner-up: Spain	USA finish: 7th place	

13TH FIFA U-17 WORLD CUP – CHILE '15

Date	Opponent	Result	U.S. Goals	Location	Attendance
Oct. 17	Nigeria	0-2 L	–	Santiago, Chile	20,637
Oct. 20	Croatia	2-2 T	C. Pulisic, Vazquez	Viña del Mar, Chile	21,893
Oct. 23	Chile	1-4 L	Vazquez	Viña del Mar, Chile	19,321
Champion: Nigeria			Runner-up: Mali	USA finish: 21st place	

11TH FIFA U-17 WORLD CUP – MEXICO '11

Date	Opponent	Result	U.S. Goals	Location	Attendance
June 19	Czech Republic	3-0 W	Guido, E. Rodriguez, Koroma	Torreón, Mexico	15,083
June 22	Uzbekistan	1-2 L	Koroma	Torreón, Mexico	4,133
June 25	New Zealand	0-0 T	–	Torreón, Mexico	8,556
June 30	Germany	0-4 L	–	Queretaro, Mexico	16,191
Champion: Mexico			Runner-up: Uruguay	USA finish: 12th place	

10TH FIFA U-17 WORLD CUP – NIGERIA '09

Date	Opponent	Result	U.S. Goals	Location	Attendance
Oct. 26	Spain	1-2 L	McInerney	Kano, Nigeria	19,500
Oct. 29	Malawi	1-0 W	Shinsky	Kano, Nigeria	13,780
Nov. 1	UAE	1-0 W	McInerney	Ijebu-Ode, Nigeria	9,000
Nov. 4	Italy	1-2 L	Palodichuk	Kaduna, Nigeria	11,301
Champion: Switzerland			Runner-up: Nigeria	USA finish: 12th place	

9TH FIFA U-17 WORLD CUP – SOUTH KOREA '07

Date	Opponent	Result	U.S. Goals	Location	Attendance
Aug. 20	Tajikistan	3-4 L	Bates, Garza, Schuler	Changwon, South Korea	4,570
Aug. 23	Tunisia	1-3 L	Jeffrey	Changwon, South Korea	3,115
Aug. 26	Belgium	2-0 W	Urso, Bates	Cheonan, South Korea	4,000
Aug. 30	Germany	1-2 L	Bates	Cheonan, South Korea	15,069
Champion: Nigeria			Runner-up: Spain	USA finish: 16th place	

8TH FIFA U-17 WORLD CHAMPIONSHIP – PERU '05

Date	Opponent	Result	U.S. Goals	Location	Attendance
Sept. 17	North Korea	3-2 W	Soroka, Nakazawa, Zimmerman	Chiclayo, Peru	15,200
Sept. 20	Italy	3-1 W	Sarkodie, Nakazawa, Soroka	Chiclayo, Peru	15,240
Sept. 23	Ivory Coast	1-1 T	Hall	Lima, Peru	12,000
Sept. 26	Netherlands	0-2 L	–	Trujillo, Peru	9,000
Champion: Mexico			Runner-up: Brazil	USA finish: 5th place	

7TH FIFA U-17 WORLD CHAMPIONSHIP – FINLAND '03

Date	Opponent	Result	U.S. Goals	Location	Attendance
Aug. 14	South Korea	6-1 W	Adu (3), Owens, Watson, Curfman	Lahti, Finland	3,240
Aug. 17	Sierra Leone	2-1 W	Gonzalez, Adu	Lahti, Finland	4,950
Aug. 20	Spain	0-2 L	—	Lahti, Finland	3,825
Aug. 24	Brazil	0-3 L	—	Turku, Finland	6,150
Champion: Brazil			Runner-up: Spain	USA finish: 5th place	

6TH FIFA U-17 WORLD CHAMPIONSHIP – TRINIDAD & TOBAGO '01

Date	Opponent	Result	U.S. Goals	Location	Attendance
Sept. 14	Japan	0-1 L	—	Bacolet, Tobago	7,000
Sept. 16	France	3-5 L	Magee, own goal, E. Johnson	Bacolet, Tobago	7,000
Sept. 19	Nigeria	0-2 L	—	Bacolet, Tobago	7,000
Champion: France			Runner-up: Nigeria	USA finish: 15th place	

5TH FIFA U-17 WORLD CHAMPIONSHIP – NEW ZEALAND '99

Date	Opponent	Result	U.S. Goals	Location	Attendance
Oct. 10	New Zealand	2-1 W	Thompson, Donovan	Auckland, New Zealand	14,103
Oct. 13	Poland	1-1 T	Donovan	Auckland, New Zealand	10,265
Oct. 16	Uruguay	1-0 W	Onyewu	Auckland, New Zealand	7,643
Oct. 20	Mexico	3-2 W	Beasley, Cila, Beckerman	Auckland, New Zealand	7,483
Oct. 24	Australia	2-2 T (6-7 pk)	Donovan, Onyewu	Christchurch, New Zealand	6,500
Oct. 27	Ghana	0-2 L	—	Auckland, New Zealand	15,675
Champion: Brazil			Runner-up: Australia	USA finish: 4th place	

4TH FIFA U-17 WORLD CHAMPIONSHIP – EGYPT '97

Date	Opponent	Result	U.S. Goals	Location	Attendance
Sept. 6	Oman	0-4 L	—	Alexandria, Egypt	22,000
Sept. 8	Brazil	0-3 L	—	Alexandria, Egypt	20,000
Sept. 11	Austria	4-0 W	Rupsis, Twellman (2), Totten	Port Said, Egypt	4,000
Champion: Brazil			Runner-up: Ghana	USA finish: 11th place	

3RD FIFA U-17 WORLD CHAMPIONSHIP – ECUADOR '95

Date	Opponent	Result	U.S. Goals	Location	Attendance
Aug. 3	Ecuador	0-2 L	—	Quito, Ecuador	28,000
Aug. 5	Japan	1-2 L	Redmond	Quito, Ecuador	12,000
Aug. 8	Ghana	0-2 L	—	Quito, Ecuador	28,000
Champion: Ghana			Runner-up: Brazil	USA finish: 15th place	

2ND FIFA U-17 WORLD CHAMPIONSHIP – JAPAN '93

Date	Opponent	Result	U.S. Goals	Location	Attendance
Aug. 22	Czech Republic	1-2 L	Cooks	Kyoto, Japan	8,200
Aug. 24	Colombia	2-2 T	Venditti, Armas	Kyoto, Japan	4,500
Aug. 26	Qatar	5-1 W	Venditti, Moore, Cooks (3)	Kyoto, Japan	3,700
Aug. 29	Poland	0-3 L	—	Hiroshima, Japan	2,854
Champion: Nigeria			Runner-up: Ghana	USA finish: 7th place	

1ST FIFA U-17 WORLD CHAMPIONSHIP – ITALY '91

Date	Opponent	Result	U.S. Goals	Location	Attendance
Aug. 16	Italy	1-0 W	Dunne	Montecatino, Italy	3,200
Aug. 20	Argentina	1-0 W	McKeon	Viareggio, Italy	1,200
Aug. 22	China PR	3-1 W	Beachum, Montoya, McKeon	Viareggio, Italy	2,000
Aug. 25	Qatar	1-1 T (4-5 pk)	Kelly	Montecatino, Italy	2,000
Champion: Ghana			Runner-up: Spain	USA finish: 5th place	

3RD FIFA U-16 WORLD TOURNAMENT – SCOTLAND '89

Date	Opponent	Result	U.S. Goals	Location	Attendance
June 10	Brazil	1-0 W	I. Baba	Aberdeen, Scotland	3,300
June 12	East Germany	2-5 L	N. Baba, Wood	Aberdeen, Scotland	2,300
June 14	Australia	2-2 T	Wood, Haskins	Aberdeen, Scotland	3,500
Champion: Saudi Arabia			Runner-up: Scotland	USA finish: 10th place	

2ND FIFA U-16 WORLD TOURNAMENT – CANADA '87

Date	Opponent	Result	U.S. Goals	Location	Attendance
July 12	Ecuador	1-0 W	Crawley	Saint John, N.B.; Canada	1,000
July 14	Ivory Coast	0-1 L	—	Saint John, N.B.; Canada	2,200
July 16	Korea Rep.	2-4 L	S. Snow, Deering	Saint John, N.B.; Canada	2,250
Champion: Soviet Union			Runner-up: Nigeria	USA finish: 14th place	

1ST FIFA U-16 WORLD TOURNAMENT – CHINA PR '85

Date	Opponent	Result	U.S. Goals	Location	Attendance
July 31	Guinea	0-1 L	—	Beijing, China	80,000
Aug. 2	Bolivia	2-1 W	McPhail, Pride	Beijing, China	40,000
Aug. 4	China PR	1-3 L	Pride	Beijing, China	60,000
Champion: Nigeria			Runner-up: West Germany	USA finish: 12th place	

U.S. SOCCER'S UNDER-17 RESIDENCY PROGRAM

Bradenton, Fla.

After establishing a blueprint for creating a successful everyday training environment, the U.S. Soccer Under-17 Men's National Team Residency Program completed its final semester in the Spring of 2017 after 18 years at IMG Academy in Bradenton, Fla.

Started in 1999, the Residency Program created an elite training environment for the best youth players in the country by focusing on daily training to improve their development. Eight years later, the success of the Residency Program helped guide the 2007 launch of the U.S. Soccer Development Academy, which took the Residency Program model down to the club level during its 13-year run, guiding elite development environments across the country, providing tens thousands of players the opportunity to improve.

U.S. Soccer Under-17 Residency Alumni Register

U.S. MNT MNT HISTORY WORLD CUP HISTORY PROGRAMS COMPETITIONS U.S. HISTORY & INFO

NAME	RESIDENCY SEMESTERS
Ababio, Eddie	F04, S05
Abolfathi, Dersu	F06, S07
Acosta, George	16, S17*
Acosta, Kellyn	10, S11*
Adams, Tyler	F14, 15*
Adu, Freddy	S02, 03*, S04
Agbossoumonde, Gale	S07, 08
Agudelo, Juan	F08, 09*
Ajdukiewicz, Patrick	S16
Akale, Mukwelle	12, S13
Akinola, Ayo	16, S17*
Akwari, Nelson	99*
Aldape, Ricardo	F10
Allen, Jordan	S11
Alston, Kevin	F03, 04, 05*
Altamirano, Jose	F06, S07
Altidore, Jozy	F04, 05*, S06
Amaya, Adonis	F11, 12
Ambrose, Michael	F08, 09
Amon, Joe	10, S11*
Ampaipitakwong, Tony	F03, 04, S05
Angking, Isaac	16, S17
Arellano, Hugo	F13, 14, 15*
Arevalo, Estanilao	F07
Arguez, Bryan	F04-S05
Arjona, Julio	08, S09
Armstrong, Matt	F04
Arreolo, Eder	07-S08
Arrieta, Martin	S10
Arriola, Paul	F10, S11*
Arvizu, David	F04-05*
Asensio, Carlos	16, S17
Ashe, Corey	F01-S03*
Avila, Eric	F03, 04, S05
Ayah, Atsouh	F09, S10
Ayala, Fernando	F03
Badr, Samir	F07, 08, S09
Bailey, Vernon	F11
Baird, Corey	F11, 12, S13
Balogun, Michael	04, S05
Barajas, Edgar	F05, S06
Barber, Grayson	S17
Barrera, Danny	F05, 06
Barone, Giuseppe	S15
Barson, Chad	F07
Bartlow, Ethan	S17
Bates, Mykell	F05, 06, S07*
Beasley, DaMarcus	99*
Beckerman, Kyle	99*
Bencomo, Jose	F16
Bendik, Joe	S05
Besagno, Nikolas	F04, S05*
Bolin, Danny	99
Booth, Taylor	F16, S17*
Borja, Carlos	04, S05
Bradley, Michael	F02, 03, S04
Braima, George	F13, 14, 15
Bramall, Alex	F07, S08
Brooks, Alandus	S04
Brown, Cameron	F05

NAME	RESIDENCY SEMESTERS
Brown, Jonathan	F08, S09
Budnik, Alexander	16, S17*
Bumpass, Brandyn	F05, S06
Burnett, Ive	S10
Caldwell, Jeff	F12, S13
Caldwell, Scott	F06, 07, S08
Calix, Jorge	F11, S12
Calvillo, Eric	F13, 14, 15*
Canales, Jonathan	F08, S09
Canouse, Russell	10
Capano, Craig	S00, 01*
Cardona, Keith	F09*
Carleton, Andrew	S16*
Carr, Bryce	S07
Carranza, Jose	S14
Carroll, Zach	S11*
Carter, Lonnie	F06
Castano, Santiago	S10
Celis, Bryan	S10
Chang, Andrew	F09, S10
Chavez, Victor	F09*
Chevannes, Adrian	F02, S03*
Chillemi, Filippo	S99
Christensen, Paul	F11, 12, S13
Chun, David	00, S01*
Cila, Jordan	99*
Colaluca, Nicolas	S02
Coleman, Kevin	F13
Collier, Jonathan	F04, S05
Convey, Bobby	99*
Corea, Dustin	F08, S09
Corriveau, Nicko	S10
Cortez, Victor	F04, S05
Countess, D.J.	99*
Craven, Andrew	F07, 08, 09*
Cregan, Bryce	F12
Cristobal, Jerome	F09, S10
Cronin, Steve	99*
Cropper, Cody	S09
Cruz, Pablo	F07
Cummings, Chris	S07
Curfman, Steven	F02-S03 *
Cutler, Kenny	99*
Da Silva, Pierre	F13, 14, 15*
Dal Pra, Michael	F03, 04
Davies, Kyle	F05, 06
Davis, Sean	F08, 09
De La Torre, Kevin	F10, S11
De Point, Nikkye	F13, 14, 15
Defreitas-Hansen, Nicolas	F16
Del Rosario, Lucas	F14, 15
Delgado, Marco	F10, S11
Detter, Justin	F99
Dieterich, Tanner	F13, 14, 15*
DiRimondo, John	F01, 02, S03*
Dixon, Alex	06, S07
Doholis, Mikhail	S10
Domiguez, Bryan	S06, 07*
Donovan, Conor	F11, 12, S13
Donovan, Landon	99*

NAME	RESIDENCY SEMESTERS
Duarte, Christian	S11
Duran, Marlon	F07, 08, 09*
Duran, Ruben	F10
Durkin, Christopher	16*
Duvernay, Caleb	S12
Echevarria, Steven	F11, S12, S13
Eckhardt, Greg	05, S06
Edgar, Richard	F03, 04, 05*
Edwards, Earl	F07, 08, 09*
Edwards, Michael	S16
Elney, Sebastian	F12, S13
Escudero, Ronaldo	F13, F14, F15
Farfan, Gabriel	F03, 04, S05*
Farfan, Michael	F03, 04, S05*
Fehr, Mobi	F10, S11*
Fender, Holden	S10
Fernandez, Collin	S13
Ferri, Blaine	16, S17*
Finley, Ryan	F06, 07
Fiore, Daniel	S00
Flores, Cristian	S09
Flores, Daniel	F10, S11
Flores, Junior	F11, 12, S13
Foe Nuphaus, Jean-Julian	S16
Folk, Greg	F03, S04
Forbes, Erik	F01
Foss, Patrick	F10, S11
Freeman, Hunter	F00, S01
Freitas, Tyler	S16
Gaines, McKenzie	14, 15
Gallardo, Joe	F14, 15*
Garces, Justin	16, S17*
Garza, Greg	F06, 07*
Garza, Victor	F08
Gaven, Eddie	F01, 02, S03*
Germani, Chris	F02, S03*
Giallombardo, Andrew	F04, 05
Gijon, Irvin	F09, S10
Gil, Luis	08, 09*
Glad, Justen	S13
Gloster, Christopher	16, S17*
Gogic, Alek	F11, S12
Gomez, Jose	02, S03
Gonzalez, Eduardo	F06
Gonzalez, Eric	F09, S10
Gonzalez, Guillermo	F01, 02, S03*
Gonzalez, Omar	05*
Goslin, Christopher	16*
Grande, Carlos	S10
Graye, Jordan	F03
Grazier, Brian	02, S03*
Gregorio, Adolfo	99*
Griffin, Gray	00, 01*
Guido, Alejandro	F09, 10, S11*
Gulley, Kellen	F09, 10, S11
Gurrieri, Kyle	F13, S14
Gutierrez, Jaime	F07, 08
Gyau, Joe	F07, 08, S09
Haberkorn, Trevor	F10
Hahn, Adam	S02

NAME	RESIDENCY SEMESTERS	NAME	RESIDENCY SEMESTERS	NAME	RESIDENCY SEMESTERS
Hall, Jeremy	F03, 04, 05*, S06	Lemus, Edson	F07	Navarro, Jonathan	F13
Hamilton, Wade	10, S11*	Lennon, Riggs	S10	Nelson, John	F13, 14, 15*
Harrington, Mike	F01, 02, S03*	Levy, Axel	06, S07	Nelson, TJ	06
Harrison, Drew	02, S03	Lewis, Cameron	S02	Newton, Evan	F03, 04, S05
Harvey, Jordan	00, S01*	Lichaj, Eric	F03, 04, 05, S06	Nimo, Alex	S07*
Haupt, James	S10	Lindley, Cameron	S12	Norton, Reed	S11
Hegardt, Jared	F10	Lindsey, Jaylin	F16, S17*	Nuñez, Cesar	04, S05
Heislitz, Marius	S12	Loera, David	F13	Ochoa, David	S17
Helton, Kyle	02, S03*	Lopez, Eric	14, 15*	Ogunsola, Tomiwa	F01, 02, S03
Henderson, Jesse	F03	Louro, Evan	F11, 12, S13	Okugo, Amobi	F06, 07
Henry, Donovan	F07, 08, S09	Luna, Edwin	F10	Okwuonwu, Boyd	F08, 09*
Heredia, Angel	F11, 12, S13	MacMath, Zac	F06, 07*	Oliver, Andrew	F09, 10, S11
Herold, Zachary	F07, 08, 09*	MacVane, David	F05, S06	Olosunde, Matthew	F13, 14, 15*
Hickey, Brody	S10	Madison, Darius	S10	Onyewu, Oguchi	99*
Hidalgo, Rodrigo	F02, 03, S04	Magee, Mike	F00, 01	Oot, Brandon	F02, S03
Horton, Aaron	F07	Malki, George	F08, S09	Orozco, Emilio	F07, 08, 09
Hundley, Matthew	F16, S17	Mapp, Justin	S00, 01*	Ortega, Danny	S05
Huynh, Benjamin	S16	Marfuggi, Phil	F01, 02, S03*	Ortega, Oscar	F09, S10
Ibeagha, Christian	F06	Mariscal, Ernesto	F04, S05	Owens, Brandon	F01, 02, S03*
Ibisevic, Elvir	S15	Marosevic, Peri	F04, 05, S06	Pacheco, Brian	F12
Ibrahim, Fuad	06, S07*	Marshall, Chad	F00, S01	Palazzolo, AJ	S14
Igwe, Amaechi	F04, 05*, S06	Martin, Elijah	F11, 12, S13	Palmer-Brown, Erik	S13
Jackson, Bryan	99*	Martin, Greg	99*	Palodichuk, Nicholas	F09*
Jackson, Larry	06, S07*	Martinez, Carlos	F07, 08, 09*	Palomino, Marcelo	F16, S17
Jackson, Tevin	S06	Martinez, Cristian	F13	Panchot, Logan	F13, 14, 15
Jambusaria, Sagar	S10	Martir, Luis	S11	Pando, Dalton	F12
Jamieson IV, Bradford	F11, 12, S13	Mascarenas, Brian	F02, S03	Paredes, Jesse	06, S07
Jeffrey, Jared	F05, 06, F07*	Masch, Ryan	S10	Pearce, Heath	00, S01
Jeffries, AJ	S11	Matthew Constant	S15	Pelosi, Marc	F09, 10, S11*
Jerome, Stefan	F07, 08, 09*	Matzelevich, Eric	14, 15	Pereira, Alejandro	16, S17
Jimenez, Christian	F02, 03, S04	McBean, Jack	S11*	Perez, Jose	S09
Jimenez, Hector	S05	McCabe, Declan	F11	Perez, Josh	S15
Johnson, David	F00, S01*	McCabe, Thomas	F13, 14, 15*	Perk, Brian	F04, S06*
Johnson, Eddie	00, S01*	McCarty, Dax	F03, S04	Perry, Trey	F06, 07
Johnson, Paul	00, S01*	McCrary, Jordan	F08, 09*	Peterman, Ryan	S05
Jones, Malcolm	F12, S13	McDonald, Brandon	S02	Peterson, Jacob	F02, S03*
Jones, Quantrell	16, S17	McGuire, Jake	F10, S11	Pfeffer, Zachary	S10
Jones, Zyen	16, S17	McInerney, Jack	F07, 08, 09*	Phillips, Shaquille	08, S09
Jordan, Cameron	F03, S04	McIntosh, Kendall	10, S11*	Piña, Fernando	F09, 10, S11*
Kabala, Guyllain	F11, 12	McKennie, Weston	F13, 14, F15	Pineda, Victor	F08, S09
Kafai, Danya	F11, S12	McLoughlin, Ellis	F05, 06, S07*	Pinho, Hunter	S16
Kalis, Ian	F05, S06	Melo, Nico	10, S11*	Polak, Tyler	F07, 08, 09*
Kalso, Kellen	99*	Meves, David	F06, S07	Pollitz, Kevin	F11, S12
Kelly, Daniel	F05*, S06	Meyer, Aaron	S12	Polley, Miguel	F10, S11
Kelly, Keegan	F14, 15	Meyer, Thomas	F05*^	Prpa, Luka	F14, 15
Kempin, Jonathan	F08, S09	Miller, Chase	F07, S08	Pulisic, Christian	F13, F14*
King, Brendan	F06, 07*	Miller, Chris	S06	Pulisic, William	F13, 14, 15*
King, Brett	S04	Millington, Nick	F06, 07, S08	Quaranta, Santino	00, S01*
King, Michael	S11	Mion, Alessandro	10, S11*	Ramirez, Francisco	F10
Kirk, Quavas	F03, 04, F05*	Miranda, Jorge	12	Rayn, Evan	F06
Kitchen, Perry	F07, 08, 09*	Molano, Alex	F08, S09	Redding, Tommy	12, S13
Klute, Chris	07*	Molinar, Temi	S06	Rein, Marcus	F02, 03, S04
Kohl, Nathan	S13	Moore, Shaquell	F11, 12, S13	Renken, Charles	07, 08, S09
Koroma, Alfred	08, 09, S11*	Muñoz, Rolando	F12, S13	Requejo Jr., John	F11, 12, S13
Kunga, Lagos	F14, F15	Murillo, Antonio	S11	Restrepo, Diego	F05*, S06
Lambo, Josh	F05, 06, F07*	Murphy, Ian	S16	Reynolds Jr., Bryan	F16, S17*
Lancos, Chris	00, 01*	Muyl, Alex	F10, S11	Rice, Elijah	F13, 14, 15
Laverde, Fernando	S11	Nagy, Cole	F10	Richardson, Carter	S13
Lederman, Ben	S16	Najem, Adam	10, S11	Richey, Spencer	08, 09*
Lee, Brandon	F05, 06	Nakazawa, Kyle	F03, 04, 05*	Rickards, Patrick	F04
Lema, Christopher	F11, 12, S13	Nance, Matt	F11	Riffett, Zach	S00
Lemoine, Niccolo	S16	Nash, Joel	F08	Ritaccio, Carlo	F16, S17

NAME	RESIDENCY SEMESTERS	NAME	RESIDENCY SEMESTERS
Rivera, Raul	S99	Taiwo, Lawrence	S12
Roberts, Matt	99	Tarr, Brandon	F05, S06
Robinson, DeAndre	F11, S12	Taylor-Parkes, Raheem	S14
Rodriguez, Esteban	10, S11*	Temple, Tonny	16, S17
Rodriguez, Marco	S00	Tetro, Brandon	F11
Rodriguez, Mario	F09, 10, S11*	Teixeira, Sean	F13
Rodriguez, Mario	S00	Thompson, Abe	99*
Rogers, Robbie	F02, S03	Townsend, Jaret	S14
Rolon, Gonzalo	F12	Tremblay, Seth	99*
Romero, Abraham	F13	Tucakovic, Nedin	F11
Rosas, Alberto	F08	Turner, Tyler	F11, 12, S13
Rubin, Rubio	F11, 12, S13	Urso, Kirk	F05, 06, 07*
Rueckner, Bryant	F03, 04, F05*	Uy, Matthew	06, S07
Rutherford, Dean	F11	Valentin, Julian	F02, 03*, S04
Saad, Soony	F08, S09	Valentin, Zarek	F06
Salkicic, Tarik	10, S11*	Vasquez, Arturo	16, S17
Sanchez, Estuardo	F03	Vassilev, Indiana	F16, S17*
Sandbo, Stephen	F02, 03*, S04	Vaughn, Chandler	16, S17
Sands, James	16, S17*	Veeder, Corey	F07, S08
Sands, William	16, S17	Vega, Devin	F13, S14
Sargent, Joshua	16, S17*	Velasquez, Sebastian	F09
Sarkodie, Kofi	F06, 07*, S08	Velega, Alexis	F13, 14, 15*
Sarkodie, Ofori	F03, 04, 05*	Villalobos, Josh	S00, F01
Sarle, Dominick	F08, 09*	Villanueva, Jonathan	F03, S04
Scanella, Jeff	F03, S04	Villegas, Adrian	16, S17
Schropp, Peter	F12, S13	Vogl, Eric	F01, 02, S03
Schuerman, Adam	00, 01*	Wade, Wesley	F11, 12, S13
Schuler, Billy	07	Wagner, Blake	F03, 04, F05*
Scodari, Bruno	F11	Wahl, Tyson	F00, S01
Scott, Kristian	S10	Walker, Kenneth	F03
Segovia, Alejandro	F11	Walker, Matthew	04
Selemanni, Ahinga	12, S13	Wallace, Anthony	04, 05, S06
Serna, Dillon	F10, S11*	Ward, Tim	F02, 03, S04
Sesay, Israel	F06, S07	Waspi, Taylor	F03, S04
Shaver, Tyler	S16, S17*	Watson, Jamie	F02, S03*
Shea, Brek	06, 07*	Watts, Akil	16, S17*
Shinsky, Alex	08, 09*	Watts, Jared	F07, 08, 09*
Silva, Kevin	F13, 14, 15*	Weber, Tristan	F16, S17
Simo, Chefik	00, 01	Wenzel, Daniel	F05, 06, F07*
Singh, Jay	F03	Wileman, Chase	02, S03
Slonina, Nicholas	F16, S17	Williams, Ford	F00, S01*
Sloustcher, Adam	F03, S04	Williams, Sheanon	F05, 06, 07*
Smith, Caleb	S13	Wiltse, Mark	F03
Smith, Joel	F04	Winn, Alan	F12, S13
Smith, Nathan	F09, 10, S11*	Withers, Peter	F99
Soroka, Ryan	F03, 04, F05*	Wright, Haji	F13, S14*
Sorrentino, Joseph	F04, 05, S06	Yates, Drew	F04
Souders, Andrew	F09, 10, S11*	Yi, Alex	99*
Speas, Ben	F07	Yomba, Dembakwi	F11, S12
Spector, Jonathan	02, S03*	Zaid, Danny	F10, S11
Stephens, Michael	04, F05	Zavaleta, Eriq	F08, 09*
Stephenson, Erik	08, S09	Zelaya, Brian	F13, 14, F15
Stone, Jordan	00, 01*	Zendejas, Alejandro	F13, 14, 15*
Storm, Colton	F10, S11	Ziemer, Thomas	F11
Stray, Miles	F14, F15	Zimmerman, Brandon	06, 07*
Sturgis, Nathan	F03, S04	Zimmerman, Preston	04, 05*
Subotic, Neven	04, 05*		
Swanson, Ben	F12, S13		
Sylva, Joshua	F07		
Sylvestre, Brian	F07, S08		
Szetela, Danny	F02, 03*, S04		
Taitague, Nick	F14, 15		

KEY:

* Player participated in a FIFA U-17 World Cup

F - Fall Semester Only

S - Spring Semester Only

Bold players have been capped by the full USMNT

^ Thomas Meyer was in residency during 2005, and later participated in the 2007 FIFA U-17 World Cup.

NIKE INTERNATIONAL FRIENDLIES HISTORY



Beginning in 2001, U.S. Soccer's Nike International Friendlies were established to provide top-level competition for the U.S. Under-17 Men's National Team and have evolved into one of the premier annual events on the youth soccer calendar. It's become a highly-anticipated event by clubs and college coaches due to the emphasis on quality soccer and the top-level competition.

The 2019 Nike Friendlies were held in November, featuring the U-17 MNT as well as the U-16 National Teams of the USA, Netherlands and Turkey. The U-16

BNT emerged with the tournament trophy after an exciting undefeated run. In its opener, the squad netted two goals in stoppage time to draw Netherlands at the brink 3-3. The U-16 BNT then proceeded to top its older counterparts 2-0 and fend off Turkey 3-2. Despite the results, the Dutch still had an opportunity to clinch first place on the final matchday, but a hard-fought 2-2 draw with the U-17 MNT saw the U-16 BNT at the top of the podium as both U.S. squads earned results in each of their matches vs. international competition.

The USA went undefeated at the 2018 Nike Friendlies, but came up just short of taking home the tournament title. Facing Portugal, Turkey and Brazil, the U.S. played three evenly-matched, hard-fought games. The U-17s topped Turkey and struck first against Portugal and Brazil, but finished the tournament with a record of 1-0-2.

The 2017 edition of the Nike Friendlies featured the USA matched up with Brazil, England and Netherlands. The 2002 birth-year group, who finished second at the Concacaf Boy's U-15 Championship four months prior, were under the helm of head coach John Hackworth for the very first time. After falling to England just minutes away from a draw, Hackworth switched up the starting lineup against Netherlands, where the USA fell 5-1. In the tournament's final match against Brazil, the young group representing the U-17 MNT for the first time found their first result, drawing the tournament champion 1-1.

The USA regained the tournament crown at the 2016 Nike International Friendlies, putting in dominant performances in a 7-1 win vs. Portugal and 5-1 victory against Turkey to set up a winner-take-all group finale vs. Brazil. A goal before halftime from Ayo Akinola gave way to an assured second-half performance as strikes from Josh Sargent and Timothy Weah pushed the USA to a 3-0 victory and its first Nike International Friendlies title since 2013.

The 2015 Nike Friendlies saw a young U.S. U-17 Men's National Team finish fourth in a strong field of teams which featured champion England, Netherlands and Brazil. At the 2014 event, the USA finished runner-up to Brazil in a tournament field that also included England and Australia. In 2013, the U.S., Brazil, England and Portugal made up the four-team field, with the U.S. winning the event with a victory over Brazil in the tournament's final match. It was the USA's second Nike Friendlies title in three years after also winning the 2011 title; Portugal won in 2012.

Originally, the U-17 MNT would face mainly U.S.-based club teams with an international opponent sprinkled in. That changed with the 2008 Winter Showcase in Lancaster, Calif., as the Nike Friendlies evolved beyond the capacity of its original IMG Academy home in Bradenton, Fla., with more than 140 teams participating in the tournament. By comparison, there were 19 teams at the inaugural 2001 competition.

By that time, it had become tradition to bring in international opponents for the U-17 MNT – and the Nike International Friendlies reached its current format. Australia and Brazil joined the U.S. U-17 MNT in 2008, and Brazil returned along with Portugal and the Netherlands in 2009. In 2010, it was Turkey, Brazil and Portugal, then, Turkey and Brazil were joined by France as the event shifted to Lakewood Ranch, Fla., near Bradenton in 2011.

The 2007 edition of the Nike Friendlies featured 54 teams, including the USA's 40-player Under-17 Residency Program and the U.S. Under-15 Boys' National Team, as well as the Under-17 National Teams of Brazil, Russia and Turkey. In 2006, the tournament included 53 teams in three different age groups, including three U.S. National Teams, a youth team from Italian club Juventus and the Brazil Under-17 National Team.

U.S. UNDER-16 BOYS' NATIONAL TEAM

2019 International Record: 3-0-2

The U-16 Boys' National Team, along with the U-19 Men's National Team, began its first year of programming in 2016 as part of an overall commitment to player development. The additions brought U.S. Soccer to a total of eight Youth National Teams for both its men's and women's programs: U-14, U-15, U-16, U-17, U-18, U-19, U-20 and U-23.

The additions created different programming tracks for even-birth year players and odd-birth year players to allow for a more consistent approach toward development and additional opportunities for players to participate in National Team events and matches.

With the launch of the YNT U-14 Talent Identification program in 2019, the U-15 and U-16 BNT cycles each last for only one year. This year, 2005-birth year players make up the U-15 BNT and 2004-birth year players are beginning the two-year U-17 MNT cycle. Next year, the 2005-birth year players will become the U-16 BNT.

2019 U.S. UNDER-16 BNT RESULTS

Overall Record: 4-0-2 (GF: 14, GA: 6)

U-16 International Record: 3-0-2 (GF: 12, GA: 6)

Date	Opponent	Result	Goalscorers	Location
May 15	Czech Republic*	1-1 T (6-7 L)	Sealy	Rosickeho Stadium; Prague, Czech Republic
May 17	Venezuela*	4-0 W	Sealy (2), Paredes, Sarver	Stadium Pratelstvi; Prague, Czech Republic
May 19	Hungary*	1-0 W	Sealy	Stadium Pratelstvi; Prague, Czech Republic
Nov. 14	Netherlands^	3-3 T	Gomez, Paredes, Kitahara	Premier Sports Campus; Lakewood Ranch, Fla.
Nov. 16	U-17 USMNT^	2-0 W	Kitahara, Nyeman	Premier Sports Campus; Lakewood Ranch, Fla.
Nov. 18	Turkey^	3-2 W	Nyeman, Sealy (2)	Premier Sports Campus; Lakewood Ranch, Fla.

Goal Scorers: Sealy (6), Kitahara (2), Nyeman (2), Paredes (2), Gomez, Sarver

*UEFA Development Tournament

^2019 Nike International Friendlies

2019 U.S. UNDER-16 BNT STATISTICS

Name	Pos.	2019 Overall Stats				2019 International Stats					Career U-16 Caps/Goals
		GP/GS	G	A	Y/R	GP/GS	Min	G	A	Y/R	
Casas, Javier	M	6/3	0	0	1	5/2	186	0	0	1	9/0
Che, Justin	D	1/1	0	0	0	1/1	80	0	0	0	1/0
Chifamba, Elton	M	2/1	0	0	0	2/1	80	0	0	0	2/0
Cowell, Cade	F	3/2	0	1	0	3/2	144	0	1	0	3/0
Cuevas, Mauricio	D	3/3	0	1	0	2/2	180	0	1	0	6/1
Edelman, Daniel	M	5/4	0	0	1	4/3	222	0	0	1	4/0
Freeman, Tyler	F	3/1	0	0	0	2/1	80	0	0	0	6/1
Gomez, Jonathan	D	6/5	1	0	0	5/5	363	1	0	0	5/1
Greene, Jacob	D	3/1	0	0	0	3/1	137	0	0	0	3/0
Gutierrez, Brian	M	3/1	0	3	0	2/1	75	0	2	0	2/0
Hall, Noah	D	5/3	0	0	0	4/2	167	0	0	0	4/0
Homer, Isaac	D	2/1	0	0	0	2/1	81	0	0	0	2/0
Huckaby, Dante	D	5/4	0	0	0	5/4	335	0	0	0	5/0
Kinzner, Eric	D	4/4	0	0	1	4/4	327	0	0	1	6/0
Kitahara, Sota	M	6/4	2	0	1	5/4	340	1	0	1	5/1
McGlynn, Jack	M	2/1	0	0	0	1/0	45	0	0	0	4/0
Monis, Alex	F	5/2	0	1	0	4/1	137	0	1	0	8/2
Neal, Jalen	D	2/1	0	0	1	1/0	45	0	0	0	1/0
Nyeman, Moses	M	6/5	2	3	0	5/5	327	1	3	0	5/1
Paredes, Kevin	F	6/4	2	1	0	5/3	236	2	1	0	5/2
Perez, Jonathan	M	3/0	0	0	0	3/0	76	0	0	0	3/0
Ramos, Anthony	GK	1/1	0	0	0	0/0	0	0	0	0	0
Sarver, Samuel	F	5/2	1	0	0	4/2	152	1	0	0	4/1
Sealy, Dante	F	6/6	6	1	1	5/5	372	6	0	1	9/6
Slonina, Gabe	GK	2/2	0	0	0	2/2	180	0	0	0	2
Walls, Casey	D	2/1	0	0	0	1/0	13	0	0	0	5/0
Zuluaga, Andres	GK	3/3	0	0	0	3/3	240	0	0	0	3
Own goal			0				0				
Total		6/6	14	11	6/0	5/5	420	12	9	5/0	
Opponents		6/6	6	0	3/0	5/5	420	6		3/0	

GOALKEEPING STATISTICS

Name	2019 Overall Stats					2019 International Stats					Career U-16 W-L-T	
	GP/GS	W-L-T	GF	GA	SO	GP/GS	Min	W-L-T	GF	GA		SO
Ramos, Anthony	1/1	1-0-0	2	0	1	0/0	0	0-0-0	0	0	0	0-0-0
Slonina, Gabe	2/2	1-0-1	6	5	0	2/2	180	1-0-1	6	5	0	2.50
Zuluaga, Andres	3/3	2-0-1	6	1	2	3/3	240	2-0-1	6	1	2	0.33
Total	6/6	4-0-2	14	6	3	5/5	420	3-0-2	12	6	2	1.42
Opponents	6/6	0-4-2	5	14	0	5/5	420	0-3-2	6	12	0	2.50

U.S. UNDER-15 BOYS' NATIONAL TEAM


2020 Age Eligibility: Jan. 1, 2005

2019 International Record: 6-3-1

The U.S. U-15 Boys' National Team serves as a developmental and identification squad for potential future National Team players. Based on recent results at older YNT age groups, as well as the full Men's National Team, the U-15 program is doing exactly that as numerous players have been able to move on and succeed at the next level.

Head coach Gonzalo Segares was appointed to lead the squad in early 2020. The U-15 program is used to identify potential talent and prepare players for future involvement in international soccer. The players are introduced to a culture and style of play consistent throughout all of the U.S. Youth National Teams. The U-15 BNT also addresses the importance of character development in areas like attitude, discipline and commitment.

The U-15 BNT competes in the biennial Concacaf Boys' U-15 Championship, reaching the semifinals of the 2019 tournament in Bradenton, Fla.



GONZALO SEGARES

Head Coach: U.S. Under-15 Boys' National Team

Born: Oct. 13, 1982

Hometown: San Jose, Costa Rica

Gonzalo Segares joined U.S. Soccer in January 2020 as head coach of the Under-15 Boys' National Team, bringing 18 years of experience as a player and coach in the United States.

Segares entered the youth coaching ranks immediately after his retirement as a player in 2014, joining the Federation in the midst of his fourth season with Chicago-area U.S. Soccer Development Academy club FC United, where he served as assistant academy director and head coach for the U-14 and U-16/17 squads.

Before assuming his position at FC United in 2016, Segares coached in the Chicago Fire Academy, leading the U-15/16 squad for the 2015-16 season as well as serving as an assistant for the Fire's U-14 and U-17/18 teams. He was on the sideline as an assistant when the Fire took home the 2015 U-17/18 Academy Championship and guided the U-15/16 squad to a fourth-place national finish in 2016. Segares also spent three seasons as a volunteer assistant with DePaul University.

Segares holds a U.S. Soccer "A" Coaching License and also participated in the Elite Formation Coaching License, a partnership between the French Football Federation and Major League Soccer.

The defender made more than 250 appearances with the Fire in his 10-year playing career, helping the club to the Lamar Hunt U.S. Open Cup title in 2006. At the international level, he earned 19 caps with Costa Rica, bringing the Ticos to the brink of the 2009 Concacaf Gold Cup Final and qualification to the 2010 FIFA World Cup.

Chicago's Defender of the Year in 2007, Segares served as a stalwart on the Fire backline from 2005-09 and 2010-14. He spent spring 2010 with Apollon Limassol in the Cypriot First Division, helping the club to a cup championship and third-place league finish.

Segares was drafted in the third round of the 2005 MLS SuperDraft after a standout career at Virginia Commonwealth University. An All-American and finalist for the Hermann Trophy his senior year with the Rams, the Costa Rican was twice named Colonial Athletic Association Defensive Player of the Year. He earned all-conference honors during his sophomore, junior and senior seasons. Prior to his time in Richmond, Segares came up through the academy of Costa Rican powerhouse Saprissa.

The defender has also been very involved with the Chicago Fire Foundation, being recognized with the 2014 Modern Hispanic Gentleman award in Chicago for his charitable work with the community. Additionally, he has served as a spokesperson for Gift of Hope, an organ and tissue donor network.

2019 U.S. U-15 BNT STATISTICS - 2004 BIRTH YEAR CYCLE

Name	2019 Overall Stats					2019 International Stats					Career U-15 Caps/Goals
	Pos.	GP/GS	G	A	Y/R	GP/GS	Min	G	A	Y/R	
Alguera, Damian	GK	7/7	0	0	0/0	7/7	420	0	0	0/0	7
Avila, Armando	D	5/4	0	0	0/0	5/4	284	0	0	0/0	5/0
Brady, Christopher	GK	2/1	0	0	0/0	2/1	105	0	0	0/0	2
Brummett, Austin	F	5/3	2	1	2/0	5/3	203	2	1	2/0	8/2
Cisneros, Osvaldo	F	10/7	4	1	0/0	10/7	520	4	1	0/0	10/4
Cordova, Cesar	F	4/3	0	0	2/0	4/3	170	0	0	2/0	4/0
Cortez, John Carlos	D	8/6	0	0	0/0	8/6	407	0	0	0/0	8/0
Craig, Brandon	D	5/3	0	0	0/0	5/3	200	0	0	0/0	7/0
Hot, Kenan	M	10/5	1	0	1/0	10/5	423	1	0	1/0	12/1
Jauregui, Rafael	F	5/3	2	3	0/0	5/3	223	2	3	0/0	8/3
Koleosho, Luca	F	4/1	0	0	0/0	4/1	72	0	0	0/0	4/0
Leone, Antonio	D	10/8	0	1	0/0	10/8	587	0	1	0/0	12/0
Leza, Hans	D	4/3	0	0	0/0	4/3	173	0	0	0/0	4/0
Martinez, Angel	D	9/8	0	1	0/0	9/8	540	0	1	0/0	9/0
Oliva, Federico	F	8/5	2	1	0/0	8/5	331	2	1	0/0	8/2
Perez, Nicolas	M	3/2	0	0	0/0	3/2	86	0	0	0/0	3/0
Pukstas, Rokas	M	5/2	0	0	0/0	5/2	204	0	0	0/0	8/0
Reynolds, Justin	D	5/3	0	0	0/0	5/3	210	0	0	0/0	8/0
Rodriguez, Allan	M	10/6	0	0	1/0	10/6	492	0	0	1/0	12/0
Rotundo, Evan	M	10/7	2	0	2/0	10/7	536	2	0	2/0	13/4
Slonina, Gabriel	GK	3/2	0	0	0/0	3/2	175	0	0	0/0	5
Tanton, Devan	D	10/6	0	0	0/0	10/6	408	0	0	0/0	12/1
Torres, Christian	F	5/3	0	1	0/0	5/3	208	0	1	0/0	5/0
Torres, Leonardo	M	5/3	0	1	0/0	5/3	203	0	1	0/0	5/0
Valdez, Victor	M	5/3	4	1	0/0	5/3	201	4	1	0/0	5/4
Yohannes, Aethan	M	10/6	0	0	0/0	10/6	319	0	0	0/0	10/0
Own goal			0				0				

Total	10/10	17	11	8/0	10/10	700	17	11	8/0
Opponents	10/10	9	0	6/0	10/10	700	9	6/0	

GOALKEEPING STATISTICS

	2019 Overall Stats							2019 International Stats							Career U-15				
	GP/GS	W	L	T	GF	GA	SO*	GP/GS	Min	W	L	T	GF	GA	SO*	GAA	W	L	T
Alguera, Damian	7/7	4	2	1	9	5	3	7/7	420	4	2	1	9	5	3	0.83	4	2	1
Brady, Christopher	2/1	1	0	0	5	0	2	2/1	105	1	0	0	5	0	2	0.00	1	0	0
Slonina, Gabriel	3/2	1	1	0	3	4	1	3/2	175	1	1	0	3	4	1	1.60	1	2	0
Total	10/10	6	3	1	17	9	5	10/10	700	6	3	1	17	9	5	0.90			
Opponents	10/10	3	6	1	9	17	3	10/10	700	3	6	1	9	17	3	1.70			

*One shared shutout (Alguera/Brady on 8/5)

2019 U.S. UNDER-15 BNT RESULTS - 2004 BIRTH YEAR CYCLE

Overall Record: 6-3-1 (GF: 17, GA: 9)

U-15 International Record: 6-3-1 (GF: 17, GA: 9)

Date	Opponent	Result	Goalscorers	Location
April 28	India*	3-0 W	Brummett, Rotundo, Cisneros	Palmanova, Italy
April 29	Slovenia*	0-1 L	-	Nova Gorica, Slovenia
April 30	Mexico*	0-3 L	-	Vipava, Slovenia
May 2	England*	1-1 T (4-2 W)	Hot	Lignano, Italy
May 4	Norway*	2-1 W	Rotundo, Brummett	Tolmin, Slovenia
Aug. 4	Haiti^	2-0 W	Oliva, Jauregui	IMG Academy; Bradenton, Fla.
Aug. 5	Guatemala^	3-0 W	Valdez, Cisneros, Jauregui	IMG Academy; Bradenton, Fla.
Aug. 6	Suriname^	4-0 W	Valdez (3), Oliva	IMG Academy; Bradenton, Fla.
Aug. 8	Costa Rica^	2-0 W	Cisneros (2)	IMG Academy; Bradenton, Fla.
Aug. 10	Portugal^	0-3 L	-	IMG Academy; Bradenton, Fla.

Goal Scorers: Cisneros (4), Valdez (4), Brummett (2), Jauregui (2), Oliva (2), Rotundo (2), Hot

*Torneo delle Nazioni ^Concacaf Boys' U-15 Championship

2019 U.S. U-15 BNT STATISTICS - 2005 BIRTH YEAR CYCLE

Name	2019 Overall Stats				2019 International Stats				Career U-15	
	Pos.	GP/GS	G	Y/R	GP/GS	Min	G	A	Y/R	Caps/Goals
Akalu, Gage	F	3/1	2	0/0	3/1	150	2	0	0/0	3/2
Avalos, Edwin	D	3/2	0	0/0	3/2	119	0	0	0/0	3/0
Baker-Whiting, Reed	F	3/2	0	0/0	3/2	139	0	0	0/0	3/0
Benitez, Julio	M	3/1	0	0/0	3/1	150	0	0	0/0	3/0
Clarke, Nati	D	3/2	0	0/0	3/2	200	0	0	0/0	3/0
Deziel, Robert	M	3/1	1	0/0	3/1	81	1	0	0/0	3/1
DuBroff, Pranav	D	3/2	1	0/0	3/2	200	1	0	0/0	3/1
Gomez, Victor	GK	1/1	0	0/0	1/1	79	0	0	0/0	1
Hardin, Joshua	D	3/2	0	0/0	3/2	191	0	0	0/0	3/0
Hernandez, Diego	M	3/1	0	2/0	3/1	81	0	2	0/0	3/0
Jacobs, Francis	M	3/2	1	0/0	3/2	90	1	0	0/0	3/1
Jenkins, Italo	F	3/1	1	1/0	3/1	119	1	1	0/0	3/1
Jones, Jordan	M	3/2	1	1/0	3/2	180	1	1	0/0	3/1
Kelley, Kevin	F	3/1	0	0/0	3/1	89	0	0	0/0	3/0
Martinez, Angel	D	3/2	0	0/0	3/2	152	0	0	0/0	3/0
Norris, Nolan	D	3/2	0	0/0	3/2	89	0	0	0/0	3/0
Ochoa, Emmanuel	GK	3/2	0	1/0	3/2	161	0	0	1/0	3
Oregel, Sergio	M	3/2	0	0/0	3/2	159	0	0	0/0	3/0
Ramirez, Anthony	F	3/2	0	0/0	3/2	90	0	0	0/0	3/0
Wilcott, Robert	F	3/2	0	0/0	3/2	121	0	0	0/0	3/0
Own goal			0				0			
Total		3/3	7	4 1/0	3/3	240	7	4 1/0		
Opponents		3/3	6	0 1/0	3/3	240	6	1/0		

GOALKEEPING STATISTICS

	2019 Overall Stats						2019 International Stats						Career U-15						
	GP/GS	W	L	T	GF	GA	SO	GP/GS	Min	W	L	T	GF	GA	SO	GAA	W	L	T
Gomez, Victor	1/1	0	0	1	3	3	0	1/1	79	0	0	1	3	3	0	3.04	0	0	1
Ochoa, Emmanuel	3/2	1	0	1	4	3	0	3/2	161	1	0	1	4	3	0	1.49	1	0	1
TOTAL	3/3	1	0	2	7	6	0	3/3	240	1	0	2	7	6	0	2.00			
Opponents	3/3	0	1	2	6	7	0	3/3	240	0	1	2	6	7	0	2.33			

2019 U.S. UNDER-15 BNT RESULTS - 2005 BIRTH YEAR CYCLE

Overall Record: 1-0-2 (GF: 7, GA: 6)

U-15 International Record: 1-0-2 (GF: 7, GA: 6)

Date	Opponent	Result	Goalscorers	Location
Oct. 21	Iceland*	2-1 W	DuBroff, Jacobs	Stadium Sztum; Kosciuszki, Poland
Oct. 23	Poland*	3-3 T (5-6 L)	Akalu (2), Jenkins	Stadium Malbork; Malbork, Poland
Oct. 25	Russia*	2-2 T (1-3 L)	Jones, Deziel	Stadium Malbork; Malbork, Poland

Goal Scorers: Akalu (2), Deziel, DuBroff, Jacobs, Jenkins, Jones

*UEFA Development Tournament

2020 U.S. U-15 Boys' National Team Player Pool - 05s

Following is the current player pool for the U.S. Under-15 Boys' National Team. U-15 BNT head coach Gonzalo Segares and his staff will, for the most part, use this pool of players for training camps and matches in 2020. The pool is constantly evolving, with new players being added and called-up. This year's U-15 BNT player pool consists of players born in 2005. With the introduction of the YNT U-14 TID Program in 2019, the U-15 BNT cycle only lasts for one year.

Name	Pos.	Ht.	Wt.	Birth Date	Hometown	Club / College
Akalu, Gage	F	5-5	132	07/19/05	Kansas City, Kan.	Sporting Kansas City
Avalos, Edwin	D	5-11	129	02/08/05		Monarcas Morelia (MEX)
Baker-Whiting, Reed	M	5-11	148	03/31/05	Seattle, Wash.	Seattle Sounders FC
Benitez, Julio	M	5-4	124	07/30/05	Mesa, Ariz.	Real Salt Lake
Berumen, Elijah	GK	5-7	123	07/28/05	Grand Prairie, Texas	Dallas Texans
Chisolm, Isaiah	F	6-2	186	04/18/05		D.C. United
Clarke, Nati	D	5-5	140	01/29/05	Topeka, Kan.	Sporting Kansas City
Dafe, Iyke	D	5-10	141	01/17/05	Sugar Land, Texas	Houston Dynamo
Davis, Hudson	D	5-10	126	11/20/05		Espanyol (ESP)
Deziel Jr., Robert	M	5-8	135	06/30/05		Celta Vigo (ESP)
DuBroff, Pranav	D	5-9	139	05/01/05	Frisco, Texas	FC Dallas
Gabriel, Darsein	M	5-8	130	11/07/05	Harrison, N.J.	New York Red Bulls
Garcia, Ricardo	F	5-4	138	07/06/05	Houston, Texas	FC Dallas
Gomez, Victor	GK	5-9	171	09/20/05	Arlington, Texas	FC Dallas
Hardin, Josh	F	5-4	120	01/10/05	Maple Valley, Wash.	Seattle Sounders FC
Hernandez, Diego	M	5-5	125	02/23/05	Balch Springs, Texas	FC Dallas
Hernandez, Jonathan	GK				Portland, Ore.	Portland Timbers
Jacobs, Francis	M			02/28/05	Laguna Beach, Calif.	Strikers FC
Jenkins, Italo	F	5-11	197	06/19/05	Atlanta, Ga.	Atlanta United FC
Jones, Jordan	M	5-10	145	01/20/05	McKinney, Texas	FC Dallas
Keise, Mikhail	D				Parkland, Fla.	Inter Miami CF
Kelley, Kevin	F	5-5	110	02/25/05	Dallas, Texas	FC Dallas
Leyva, Edwin	D	5-9	130	02/08/05		Monarcas Morelia (MEX)
Lindquist, Arvid	M	5-11	135	05/05/05	Frederick, Md.	D.C. United
Lopez, Diego	M	5-9	127	04/12/05	Del Mar, Calif.	Real Salt Lake
Louis, Isaie	F	5-10	170	01/18/05	Everett, Mass.	New England Revolution
Martinez, Angel	D	5-10	170	02/19/05	Everett, Wash.	Seattle Sounders FC
Moyado, Bryan	M	5-8	115	08/08/05	La Puente, Calif.	LAFC
Ngoma, Serge	F	5-8	146		Harrison, N.J.	New York Red Bulls
Norris, Nolan	D	5-6	110	02/17/05	Fort Worth, Texas	FC Dallas
Ochoa, Emmanuel	GK	6-2	157	05/05/05	Salinas, Calif.	San Jose Earthquakes
Ofori, Curtis	D				Harrison, N.J.	New York Red Bulls
Oregel, Sergio	M	5-7	128	05/16/05	Chicago, Ill.	Chicago Fire FC
Pinilla, Mateo	D	5-11	129	02/22/05	Pearland, Texas	Houston Dynamo
Ramirez, Anthony	M	5-5	115	12/22/05	Dallas, Texas	FC Dallas
Rosales, Diego	D	5-9	145	11/01/05	South Gate, Calif.	LAFC
Rouse, Damon	M	5-4	131	07/20/05	Albany, N.Y.	New York City FC
Salinas, Aaron	GK	5-11	145	08/13/05	Grand Prairie, Texas	FC Dallas
Stafford, Oliver	D	5-8	136	04/13/05	Katonah, N.Y.	New York City FC
Tsakiras, Nikolas	M	5-6	125	06/19/05	Saratoga, Calif.	San Jose Earthquakes
Valencia, Felipe	F	5-7	132	03/01/05	Pembroke Pines, Fla.	Inter Miami CF
Vargas, Obed	M	5-8	148	08/05/05	Anchorage, Alaska	Seattle Sounders FC
Vazquez, Marcus	F	5-4	116	03/12/05	Goleta, Calif.	Real Salt Lake
Willcot, Robert	F	5-7	146	02/23/05	Victorville, Calif.	LAFC

YOUTH NATIONAL TEAMS U-14 TALENT IDENTIFICATION PROGRAM

With the objective to expand and improve the Men's Youth National Team player pool, U.S. Soccer launched the Youth National Teams Under-14 Talent Identification Program in 2019. This new scouting model functions as a collaboration between the U.S. Soccer Talent Identification department (TID) and the Youth National Teams program.

Designed to discover and introduce a larger base of top talents at the U-14 age group into the scouting funnel of the older YNTs, a mini-camp format helps evaluate and inspire high-potential players while accelerating their development in an engaging and challenging environment.

The program starts with the in-market scouting process: players are observed in games and top talents are selected to attend YNT Identification Centers. Formerly known as Training Centers, Identification Centers are typically held in 25 key markets nationwide and are overseen by U.S. Soccer TID Managers and YNT Network Scouts. These single-day sessions, hosted at local clubs or U.S. Soccer member organizations, gather more than 600 top talents each year in the U-14 and U-15 age groups. Depending on the number of top players identified in each market, YNT Identification Centers are held there two to three times each year in the fall, winter and spring.

Following the in-market scouting process, YNT U-14 TID Regional Mini-Camps bring together 80 of the best players from each of U.S. Soccer TID's three scouting regions – East, Central and West – for a three-game, round-robin competition. Overseen by the U-14 Boys' National Team head coach, the five-day camps feature four 20-player teams (one representing each scouting area within a region) playing three games against each other.

After the Regional Mini-Camps, 60 players gather for a U-14 National Identification Camp over the summer. Roughly twenty players come from each region, but the roster may also include international-based players at this stage. Held for a full week in the vein of a traditional YNT training camp, the U-14 BNT head coach, the Boys' TID Managers and additional coaches from across the country will be on-hand to guide the camp.

The culmination of the new U-14 Identification Program comes in the fall, when 20 players compete in an international event as a U.S. National Team, giving the selected players the opportunity to represent their country in their first international games. From there, players will have the opportunity to advance to the U-15 BNT and continue to progress through the YNT program pathway.

In addition to expanding the YNT player pool at its early stages, the new scouting and identification structure changes programming for U-14 players by allowing them more time to absorb core principles of the YNT philosophy and accelerate their development. Each region's best talents will compete against each other in three additional meaningful games. Additionally, travel is minimized through the first stages of the program, helping minimize days away from home, school and club.

The new program also offers the opportunity to bolster U.S. Soccer's national network of scouts to further their education and development while also building its connection with clubs across the country. While the U-14 BNT coach and TID Managers will be on-hand at Regional Mini-Camps, the four sub-regional teams will be coached by scouts from U.S. Soccer's YNT Scouting Network and local coaches from the same area.

In recent years, the United States' play at the Youth National Team level has confirmed its status as a top youth nation in Concacaf and in the world. In existence since 1997, the U.S. Under-14 National Development Program is a major reason for the increasing quality and quantity of young players vying for sports in the U.S. Youth National Teams program.

Prior to the YNT U-14 TID program's launch this year, the Under-14 National Development program kicked off in Aug. 1997, with the knowledge that to compete with the elite countries on the international level, the U.S. would have to build a base of players from the youth level up. The U-14 program continues to introduce young players to a level of soccer they would not otherwise see at such a young age and allows the country's top youths the chance to experience soccer at its highest level.



U.S. SOCCER DEVELOPMENT ACADEMY

Overview

Following a comprehensive review of elite player development in the United States and around the world, U.S. Soccer created the Development Academy in 2007, subsequently growing the program year over year until its 13th and final season in 2019-20. The Academy grew its programming to include a Girls' Development Academy in fall 2017.

The DA focused on positively impacting everyday club environments to maximize youth player development across the country. Driven by the game and its players, coaches and referees, the Academy's game-centric approach allowed for long-term development through a deep understanding of what makes players successful around the world. The program provided an optimum developmental environment for the nation's top youth soccer players, coaches and referees by emphasizing development through quality training and limited, meaningful competition using international rules of competition.

Elite Standards

Academy teams spent a greater amount of time focused on training to improve as individuals and as a team. DA teams would train four times per week and receive direct feedback and evaluations from U.S. Soccer staff.


The program featured teams from the top youth clubs around the country. Each Academy team would play approximately 30 regular-season games during a 10-month fall-to-summer schedule to ensure games were meaningful. Games were also played according to FIFA's Laws of the Game and officiated by a pool of the nation's top young referees in order to prepare players for the next level of competition. U.S. Soccer National Team scouts regularly attended Academy games, so players were evaluated over the course of the season and in their natural positions, allowing for better player assessment.

Academy Launches Girls' Development Academy

In an effort to accelerate the development of world-class female players, U.S. Soccer launched the Girls' Development Academy Program in fall 2017. The Girls' Academy program focused on positively impacting the everyday club environments to assist in maximizing female youth player development across the country. The implementation of the Girls' Development Academy came as part of U.S. Soccer's global leadership position in women's soccer and impacted thousands of players. The program also worked alongside the NWSL and its efforts to support player development and the long-term growth of professional soccer.

Proven Successes

While the program closed its doors in 2020, it dramatically impacted the player development process in the United States. During its operation, several hundred players from Academy clubs were included in U.S. Youth National Teams. Many former Academy players have signed with professional clubs both domestically and abroad. Virtually all college programs used the Academy program as a scouting vehicle, and the program received increased attention from professional scouts representing domestic and international clubs as it continued to mature.



TONY LEPORE

U.S. SOCCER DIRECTOR OF TALENT IDENTIFICATION - BOYS

In March 2017, Tony Lepore became Director of U.S. Soccer Talent Identification, transitioning to the position after having been the Director of Scouting and serving as the technical lead for the U.S. Soccer Development Academy. Before joining U.S. Soccer full-time as a Technical Advisor in 2006, Lepore was an assistant Ccoach for six years with the U-14 and U-15 Boys' National Teams. As the Director of Talent Identification, Lepore oversees scouting for every male U.S. Youth National Team. The Madbury, N.H. native has been involved in youth soccer at all levels during his coaching career before joining U.S. Soccer.

U.S. SOCCER TALENT ID MANAGERS

U.S. Soccer Talent ID Managers work closely with clubs in their respective geographic areas, building a close connection with U.S. Soccer and the Youth National Teams program by managing the scouting process in their regions. Talent ID Managers are at the forefront of player identification programs, including U.S. Soccer Youth National Team Identification Centers, which are held nationwide throughout the year.

The group has decades of experience at the youth, professional and international level and holds a major responsibility in assisting with the continued growth of youth soccer in the United States through both coaching and scouting.



CRIS DA SILVA

TALENT ID MANAGER - REGION: EAST

Prior to joining U.S. Soccer, Cris da Silva served as the head of scouting for Major League Soccer's New York Red Bulls. Da Silva made 37 appearances over the course of three Major League Soccer seasons with the New York/New Jersey MetroStars from 1996-98. He played collegiately at Southern Connecticut State University.



GARRETT BILLER

TALENT ID MANAGER - REGION: CENTRAL

Biller holds a U.S. Soccer "A" Coaching License along with a National Soccer Coaches Association of America Advanced National Diploma and Youth Diploma. He played at NCAA Division III Simpson College before embarking on a long coaching career with stops as an assistant at Wayne State, Hastings College and Northern Illinois University. Additionally, he has previously worked as a scout with U.S. Soccer.

U.S. Soccer YNT Identification Center Program

YNT Identification Centers are one of the main tactics of Talent Identification. YNT ID Centers are no-cost identification opportunities for U.S. Soccer Talent Identification Managers to evaluate and monitor top talents. U.S. Soccer, in conjunction with local clubs, hosts approximately 100 sessions each year in 25 key markets throughout the country. These invite-only training sessions provide opportunities for scout development, education and mentoring, and help strengthen connection and collaboration between U.S. Soccer, clubs and their constituents in local markets. Talent Identification Managers assess the top players from different clubs and markets in different combinations, cross-referencing talent across the nation. Each YNT ID Center is conducted with a particular focus to ensure U.S. Soccer staff sees the widest variety of talent in different contexts. Over 5,000 boys and girls aged 12-16 attended U.S. Soccer YNT Identification Centers in 2017-18.

PURPOSE

- U.S. Soccer YNT Identification Centers are free, single-day player identification opportunities for local players with the most potential to train under the direction of U.S. Soccer Talent Identification Managers
- U.S. Soccer Talent Identification Managers run YNT ID Centers to identify and compare the top talents and high-potential players nationwide for Youth National Team recognition

PLAYER POOL

- Gender: Boys and Girls
- Ages: 12 to 16 years old
- Each U.S. Soccer YNT ID Center will feature a specific gender and age group
- Elite players from any team, club or organization are eligible to attend at no cost to the player upon invitation

PLAYER SELECTION

- Players are discovered through three main pathways:
 - Coach or Club Director Recommendation
 - Scouting by U.S. Soccer at game or event
 - Talent Identification Manager Selection

FACILITIES

- Local youth clubs, professional clubs, leagues or state associations provide the facility
- Training Centers are held in both indoor and outdoor venues depending on the time and place

TRAINING

- U.S. Soccer Talent ID staff runs the events with the assistance of host site staff. U.S. Soccer staff may include Talent ID Managers, scouts, Youth National Team coaches and local club coaches
- Athletic trainers are present at every YNT ID Center

COACH ATTENDANCE

- Youth and college coaches are welcome to attend and observe YNT ID Centers to further their own development

PARENTS/VISITORS

- Like Youth National Team training environments, attendance by parents and non-coach spectators is not permitted unless otherwise specified

U.S. BEACH SOCCER NATIONAL TEAM

Major Competition: FIFA Beach Soccer World Cup (2021, biennial)

BEACH SOCCER HISTORY

Born on the beaches in Rio de Janeiro, Brazil, beach soccer has long been played informally on sandy shorelines around the world. Despite its South American roots, the game was codified in 1992 by a group in Los Angeles and one year later the first professional beach soccer competition was held at Miami Beach with the USA hosting Brazil, Argentina and Italy.

In 1994, the first World Championship was held for beach soccer in Rio de Janeiro and the U.S. team had modest success with a second-place finish in 1995 and a third-place finish in 1997. FIFA recognized beach soccer beginning in 2005 and has held ten FIFA Beach Soccer World Cups. The first three tournaments were staged on the beaches of Rio in Brazil. In 2008, the tournament moved to Marseille, France, with the 2009 edition gracing the beaches of Dubai, United Arab Emirates. After 2009, the tournament became a biennial event, with the 2011 FIFA Beach Soccer World Cup taking place in Rome, Italy.

In 2005, qualifying for the Beach Soccer World Cup for the U.S. came in a combined tournament with North and South America. Since then, Concacaf has hosted its own Beach Soccer Championship, with the U.S. winning both the 2006 and 2007 editions before dropping two of the team's three matches in 2008 and failing to qualify for the 2008 FIFA Beach Soccer World Cup.

The U.S. kicked off 2013 by winning the Concacaf Beach Soccer Championship in Nassau, Bahamas, with a 5-4 overtime victory against El Salvador. The team qualified for the 2013 FIFA Beach Soccer World Cup by virtue of a 4-2 victory against Costa Rica in the semifinals.

At the 2013 FIFA Beach Soccer World Cup, the U.S. was drawn into Group A with Spain, host Tahiti and the United Arab Emirates. Despite a 6-4 victory against UAE in the final group game, the U.S. finished in third place and did not advance to the knockout rounds. The tournament started with a 5-4 loss to Spain, followed by a 5-3 loss in extra time to Tahiti that eliminated the team's chances to advance.

The U.S. team's attempt to qualify for the 2015 FIFA Beach Soccer World Cup began well, as the U.S. navigated through its group and past Jamaica in the quarterfinals of the 2015 Concacaf Beach Soccer Championship. The U.S. fell 4-3 to Mexico in a tight semifinal affair and fell 5-2 to host El Salvador in the third-place match, failing to qualify for the final tournament in Portugal.

In 2017, the USA put on a valiant attempt to qualify for the 2017 FIFA Beach Soccer World Cup at the 2017 Concacaf Beach Soccer Championship. The U.S. rolled past its group stage opponents, winning all three matches, but fell to Panama 6-4 in a tough quarterfinal. The USA then defeated Jamaica and tournament host Bahamas to take fifth place in the Concacaf tournament, thus failing to qualify for the Beach Soccer World Cup set to take place in Bahamas later in the year.

The USA returned to the world stage in 2019, qualifying for the World Cup in thrilling fashion. After emerging from the group stage at the 2019 Concacaf Beach Soccer Championship with all nine points, including a hard-fought 3-2 win against Bahamas, the U.S. downed Guadeloupe 5-1 in the quarterfinals. With a World Cup berth in the balance, El Salvador awaited in the semifinals. Despite never leading in regulation, a goal off a throw-in with just over a minute remaining tied things late. The match proceeded to penalties, and the USA sunk all five attempts to punch its ticket to Paraguay for the World Cup. There, the USA faced a difficult draw, falling to Switzerland 8-6 in a hard-fought battle, dropping a tight match to Japan 3-4 and losing to host Paraguay 5-1 in its final group stage match.

BASIC LAWS OF THE GAME

Beach Soccer is played on a field that is approximately 36 meters long and 27 meters wide. The game is played on sand that is a minimum of 40 centimeters deep and players must be barefoot. Five players, including a goalkeeper, are on the field at one time and play three 12-minute periods.

There are up to seven substitutes on the bench, and like futsal, there are unlimited substitutions. In instances where games cannot end in ties, the winner is decided by a three-minute overtime and then kicks from the penalty spot, which is an imaginary mark on an imaginary penalty area line nine meters from the goal.

Other rules include:

- After a ball goes out of bounds, it can be thrown or kicked back in play.
- Goalkeepers can pick up the first back pass from a teammate per possession.
- Players taking a free kick can make a small mound of sand to place the ball on.

2019 U.S. BEACH SOCCER NATIONAL TEAM RESULTS

Overall Record: 7-6-3 (GF: 80, GA: 59)

Date	Opponent	Result	Goalscorers	Location
May 14	Bonaire*	14-1 W	Akol (2), Perera (5), Futagki, Mondragon (2), Leopoldo (2), Reyes, dos Santos	Visit Puerto Vallarta Stadium; Puerto Vallarta, Mexico
May 15	Antigua and Barbuda*	11-2 W	Canale (2), Perera (2), Akol (5), Reyes, Tayou	Visit Puerto Vallarta Stadium; Puerto Vallarta, Mexico
May 16	Bahamas*	3-2 W	Akol (2), Perera	Visit Puerto Vallarta Stadium; Puerto Vallarta, Mexico
May 17	Guadeloupe*	5-1 W	Perera (2), Akol (2), Mondragon	Visit Puerto Vallarta Stadium; Puerto Vallarta, Mexico
May 18	El Salvador* 3-3 T (5-4 W – PKs)		Perera, Canale, dos Santos	Visit Puerto Vallarta Stadium; Puerto Vallarta, Mexico
May 19	Mexico*	2-6 L	Perera (2)	Visit Puerto Vallarta Stadium; Puerto Vallarta, Mexico
Aug. 3	Trinidad and Tobago #	9-3 W	Reyes (2), Santos, Perera (3), Leopoldo (2), Tayou	International Center for Fairs and Conventions; San Salvador, El Salvador
Aug. 4	Mexico #	2-2 T (5-6 L – PKs)	Leopoldo (2)	International Center for Fairs and Conventions; San Salvador, El Salvador
Aug. 5	Panama #	8-6 W	Santos (2), Perera, Tayou (2), Reyes, Toth, Silveira	International Center for Fairs and Conventions; San Salvador, El Salvador
Oct. 30	Tahiti	4-5 L OT	Perera (2), Roque (2)	Aorai Taaone, Tahiti
Nov. 1	Tahiti	2-5 L	Canale, Perera	Aorai Taaone, Tahiti
Nov. 11	Argentina	3-3 T (3-2 W – PKs)	dos Santos, Reyes, Leopoldo	Buenos Aires, Argentina
Nov. 15	Argentina	4-3 W OT	Canale, Silveira, Perera (2)	AFA Training Complex; Ezeiza, Buenos Aires, Argentina
Nov. 21	Switzerland^	6-8 L	Leopoldo, Perera (2), Reyes (2), Santos	Los Pynandi World Cup Stadium; Asuncion, Paraguay
Nov. 23	Japan	3-4 L	Canale (2), Toth	Los Pynandi World Cup Stadium; Asuncion, Paraguay
Nov. 26	Paraguay	1-5 L	Leopoldo	Los Pynandi World Cup Stadium; Asuncion, Paraguay

Goal Scorers: Perera (24), Akol (11), Leopoldo (9), Reyes (8), Canale (7), Santos (4), Tayou (4), dos Santos (3), Mondragon (3), Roque (2), Silveira (2), Toth (2), Futagki

* 2019 Concacaf Beach Soccer Championship

ANOC World Beach Games - Qualifier El Salvador

^ 2019 FIFA Beach Soccer World Cup

ALL-TIME U.S. BEACH SOCCER WORLD CUP RESULTS

2019 FIFA Beach Soccer World Cup

Date	Opponent	Result	U.S. Goal Scorers
Nov. 21	Switzerland	6-8 L	Leopoldo, Perera (2), Reyes (2), Santos
Nov. 23	Japan	3-4 L	Canale (2), Toth
Nov. 26	Paraguay	1-5 L	Leopoldo

2013 FIFA Beach Soccer World Cup

Date	Opponent	Result	U.S. Goal Scorers
Sept. 19	Spain	4-5 L	Futagaki, Perera, A. Chimienti, Valentine
Sept. 21	Tahiti	3-5 L (OT)	Own Goal, A. Chimienti, Perera
Sept. 23	United Arab Emirates	6-4 W	Perera (3), Canale (2), Leopoldo

2007 FIFA Beach Soccer World Cup

Date	Opponent	Result	U.S. Goal Scorers
Nov. 2	Spain	4-8 L	Xexeo, Ibsen, Albuquerque, A. Chimienti
Nov. 4	Iran	7-6 W	Nolz (2), A. Chimienti (2), Morales, Astorga, Ibsen
Nov. 6	Portugal	5-6 L (OT)	Astorga (2), Nolz, A. Chimienti, Albuquerque

2006 FIFA Beach Soccer World Cup

Date	Opponent	Result	U.S. Goal Scorers
Nov. 3	Japan	4-8 L	Xexeo, Farberoff, Morales, M. Chimienti
Nov. 5	Poland	4-2 W	A. Chimienti (2), Taguinod, Astorga
Nov. 7	Brazil	6-10 L	Xexeo (3), Astorga (2), Taguinod

2005 FIFA Beach Soccer World Cup

Date	Opponent	Result	U.S. Goal Scorers
May 9	Japan	2-3 L	Cazassus, Testa
May 10	Portugal	3-9 L	Braga, Astorga, Farberoff

U.S. FUTSAL NATIONAL TEAM

Head Coach: Dusan Jakica

Major Competition: 2020 FIFA Futsal World Cup

FUTSAL HISTORY

Futsal is a sport that is derived from soccer and played with five-man teams on a basketball-style court with no walls and a smaller, low-bouncing ball. It is unlike the sport of indoor soccer, which is played with six-man squads and walls on turf. Great soccer superstars such as Pele, Zico and Ronaldo grew up playing futsal and credit the game with developing their skills.

The first FIFA Futsal World Cup was held in the Netherlands in 1989. In 1992, the U.S. Futsal Team set the mark for highest finish for a male U.S. National Team at a FIFA competition with a second-place finish behind legendary indoor goalkeeper Victor Nogueira and stars from the indoor leagues like Ted Eck, Jim Gabarra and Dale Ervine. The 1992 team also included Jeff Agoos and Fernando Clavijo, who later appeared in World Cups for the full Men's National Team.

MISL and other U.S. indoor soccer leagues have been providing the Futsal National Team with its player pool since its first games played in 1986. Former U.S. head coach Keith Tozer, an indoor coaching legend in his own right, was part of the inaugural team.

Futsal has experienced a massive growth in popularity and in 2008, the World Cup was expanded to 20 teams for the first time. Once seen as an amateur sport that players would use to hone their skills before transitioning to the outdoor game, many of the participating nations in the World Cup now sport their own professional futsal leagues and play dozens of full internationals a year. In 2014, futsal was implemented as a part of U.S. Soccer Development Academy programming.

FUTSAL RELAUNCH

U.S. Futsal National Team head coach Dusan Jakica was hired in fall 2019 and is tasked with preparing the team for the 2020 Concacaf Futsal Championship, set to be held in Guatemala, where the USA will attempt to qualify for its first FIFA Futsal World Cup since 2008.

Jakica hit the ground running with a number of talent identification camps and will lead the Futsal NT in a number of friendly matches and training camps ahead of World Cup qualifying.

All-Time Futsal Coaching History

Year	Coach	W-L-T	Pct.
1986-1996	John Kowalski	19-19-5	.500
1996-2016	Keith Tozer	33-50-15	.413
21-Year Totals		52-69-20	.369

John Kowalski

Year	GP	W	L	T	Pct.
1986	5	2	3	0	.400
1987	9	4	4	1	.500
1989	8	6	1	1	.813
1992	10	5	3	2	.600
1995	4	1	3	0	.250
1996	7	1	5	1	.214
6-year totals	43	19	19	5	.500

Keith Tozer

Year	GP	W	L	T	Pct.
1996	4	3	1	0	.750
1998	7	2	4	1	.357
1999	2	1	0	1	.750
2000	5	4	1	0	.800
2002	4	2	1	1	.625
2003	3	2	1	0	.667
2004	17	7	6	4	.529
2007	9	2	5	2	.333
2008	11	4	5	2	.455
2011	6	0	6	0	.000
2012	3	1	2	0	.333
2013	3	3	0	0	1.00
2014	9	2	5	2	.333
2015	3	0	3	0	.000
2016	12	0	10	2	.083
15-year totals	98	33	50	15	.413

DUSAN JAKICA

Head Coach: U.S. Futsal National Team

Born: Sept. 15, 1972

Hometown: Eden Prairie, Minn.



Dusan Jakica joined U.S. Soccer in Sept. 2019 as head coach of the Futsal National Team.

Jakica brings a wealth of experience in futsal to the Federation. He enjoyed a successful 15-year coaching career at the international, collegiate and youth levels and played for 12 years prior to his time with the Futsal National Team.

As men's futsal head coach at the University of Novi Sad from 2007-2015, Jakica led the squad to top-three finishes at the Serbia University Futsal National Championships in eight of his nine years at the helm, including three national titles. Holder of a UEFA "B" Pro License for Futsal, Jakica currently serves as a head coach with the Minnesota Thunder Academy and as a scout for the Minnesota United FC Academy.

With Serbia Futsal, Jakica primarily worked to develop young players for the highest level. As the head coach of the University of Novi Sad Men's Futsal Team from 2007-2015, Jakica led the squad to top three finishes at the Serbia University Futsal National Championships in eight of his nine years at the helm, including three national titles.

At the high school level, Jakica won numerous city and provincial titles, as well as guiding the High School of Mechanical Engineering, Novi Sad to a national championship in 2006 after a competition that involved more than 500 Serbian high schools. In 2014, he led the High School of Electrical Engineering, Novi Sad to a runner-up finish in the same tournament.

Jakica holds a FIFA Futsal Coaching Certificate, UEFA "B" and "C" licenses and a national license in Serbia. Fluent in English, Bosnian, Croatian, German, Serbian and Russian, Jakica also played professional soccer for 16 years in the former Yugoslavia.

U.S. FUTSAL ALL-TIME LEADERS

APPEARANCES

Player	Caps	Era
Bowers, Sean	35	1996-2004
Gabarra, Jim	30	1986-1996
Tschantret, Lee	30	1998-2007
Morris, Pat	29	2002-2008
Stewart, Matt	28	2007-2012
Beasley, Jamar	25	2004-2008
Ball, John	25	1999-2007
Windischmann, Mike	24	1986-1992

GOALKEEPERS

Player	Caps	Record	Era
Phillips, Brett	20	5-10-5	1995-2007
Lachowecki, A.J.	18	10-6-2	1986-1989
Nogueira, Victor	16	8-5-3	1992-2000
Orf, Otto	10	9-0-0	1996-2003
Petras, Doug	9	0-4-0	1996-1998
Waltman, Daniel*	8	3-5-0	2011-2013

GOALS

Player	Goals	Caps	Era
Gabarra, Jim	17	30	1986-1996
Morris, Pat	13	29	2002-2008
Stewart, Matt	12	28	2007-2012
Ervine, Dale	11	9	1992
Chiles, Kraig*	11	12	2011-2013
Eck, Ted	10	16	1992-2002
Brose, Dennis	9	13	1996-1999
Moser, Mark	9	11	1996-1998
Torres, Johnny	9	13	1999-2004
Wade, Wes	9	13	1996-2000

* 2014-15 stats not included

U.S. FUTSAL NATIONAL TEAM ALL-TIME INTERNATIONAL RESULTS

+ FIFA Indoor Tournament ++ Pan American Games
* FIFA Futsal World Cup Qualifying ** FIFA Futsal World Cup

2016

Date	Opponent	Result	U.S. Goal Scorers	Location	Attendance
May 5	Canada*	3-5 L	Dos Santos, Harris, Mattos	San Jose, Costa Rica	—
May 4	Canada*	4-4 T	Tayou, Healey, Santana, Mattos	San Jose, Costa Rica	—
March 25	Argentina	4-7 L	Tavernese, Bond (2), Mattos	Buenos Aires, Argentina	—
March 24	Argentina	1-3 L	Bond	Buenos Aires, Argentina	—
Jan. 31	Montenegro	3-7 L		Umag, Croatia	—
Jan. 30	Montenegro	1-1 T		Umag, Croatia	—
Jan. 27	Slovenia	0-14 L		Koper, Slovenia	—
Jan. 26	Croatia	1-11 L		Umag, Croatia	—
Jan. 25	Slovenia	1-8 L		Umag, Croatia	—
Jan. 24	Croatia	2-8 L		Umag, Croatia	—

2015

Date	Opponent	Result	U.S. Goal Scorers	Location	Attendance
Nov. 6	Panama	3-4 L	—	San Jose, Costa Rica	—
Nov. 7	Venezuela	2-4 L	—	San Jose, Costa Rica	—
Nov. 8	Costa Rica	2-6 L	—	San Jose, Costa Rica	—

2014

Date	Opponent	Result	U.S. Goal Scorers	Location	Attendance
June 5	Qatar	5-1 W	—	Newcastle, England	—
June 6	Cyprus	1-1 T	—	Newcastle, England	—
June 8	England	1-1 T	—	Newcastle, England	—
June 12	France	3-5 L	Stauffer, Surprise, Perez	Milwaukee, Wis.	—
June 14	France	5-2 W	Radoncic, Surprise, Harris, Gibson, Santana	Milwaukee, Wis.	—
Aug. 26	Argentina	0-6 L	—	Buenos Aires, Argentina	—
Aug. 27	Argentina	0-2 L	—	Buenos Aires, Argentina	—
Aug. 29	Argentina	1-5 L	—	Mar del Plata, Argentina	—
Aug. 30	Argentina	3-5 L	—		—

2013

Date	Opponent	Result	U.S. Goal Scorers	Location	Attendance
June 6	England	2-1 W	Chiles	Newcastle, England	—
June 7	Malaysia	8-1 W	Millwood (5), Stauffer, Chiles (2)	Newcastle, England	—
June 9	Poland	4-2 W	Stauffer (2), Chiles, Healey	Newcastle, England	—

2012

Date	Opponent	Result	U.S. Goal Scorers	Location	Attendance
July 2	Panama*	2-5 L	Perez, Chiles	Guatemala City, Guatemala	2,510
July 3	Canada*	3-2 W	Healey, Perez, Chiles	Guatemala City, Guatemala	3,810
July 4	Guatemala*	1-2 L	Stewart	Guatemala City, Guatemala	6,046

2011

Date	Opponent	Result	U.S. Goal Scorers	Location	Attendance
Oct. 16	Uruguay	0-7 L	—	Manaus, Brazil	500
Oct. 17	Iran	0-8 L	—	Manaus, Brazil	850
Oct. 18	Belgium	7-10 L	Chiles (4), Stewart, Hughes, Stauffer	Manaus, Brazil	600
Oct. 20	Netherlands	2-5 L	Stewart, Hughes	Manaus, Brazil	450
Oct. 21	Belgium	1-4 L	Pinto	Manaus, Brazil	525
Oct. 22	Costa Rica	0-1 L	—	Manaus, Brazil	750

2008

Date	Opponent	Result	U.S. Goal Scorers	Location	Attendance
June 3	Haiti *	5-3 W	Beasley, Cabral, Farias, Naumoski, Stewart	Guatemala City, Guatemala	—
June 4	Panama *	1-1 T	Naumoski	Guatemala City, Guatemala	—
June 5	Costa Rica *	6-2 W	Beasley, Cabral, DeGeer, Morris, Naumoski, Stewart	Guatemala City, Guatemala	—
June 7	Guatemala *	0-4 L	—	Guatemala City, Guatemala	7,000
June 8	Panama *	7-1 W	Beasley, Morris (2), Rosenband, Stewart (3)	Guatemala City, Guatemala	—
Sept. 12	Japan	4-4 T	Apple, Farias, Morris, Stewart	Milwaukee, Wis.	250
Sept. 14	Japan	2-1 W	Beasley (2)	Milwaukee, Wis.	300
Sept. 30	Paraguay**	0-5 L	—	Rio de Janeiro, Brazil	4,012
Oct. 2	Italy**	1-6 L	Rosenband	Rio de Janeiro, Brazil	3,271
Oct. 4	Thailand**	3-5 L	Apple, Cabral, Morris	Rio de Janeiro, Brazil	3,908
Oct. 6	Portugal**	1-8 L	Naumoski	Rio de Janeiro, Brazil	3,908

2007

Date	Opponent	Result	U.S. Goal Scorers	Location	Attendance
May 24	Brazil	0-4 L	—	Jaragua do Sul, Brazil	—
May 27	Brazil	0-7 L	—	Brusque, Brazil	—
June 13	Spain	0-6 L	—	Cordoba, Spain	—
June 15	Spain	1-8 L	Hammes	Jaen, Spain	—
July 23	Argentina ++	2-5 L	Beasley, Hammes	Rio de Janeiro, Brazil	—
July 24	Ecuador ++	3-3 T	D'Ambrá, Stewart, Cabral	Rio de Janeiro, Brazil	—
July 25	Costa Rica ++	6-5 W	Morris, Stewart (2), Hammes, Cabral (2)	Rio de Janeiro, Brazil	—
July 27	Guatemala ++	4-3 W	Tr. Dusosky, Morris (2), D'Ambrá	Rio de Janeiro, Brazil	—
July 28	Cuba ++	2-2 T (5-4 PKs)	Ball, Tr. Dusosky	Rio de Janeiro, Brazil	—

2004

Date	Opponent	Result	U.S. Goal Scorers	Location	Attendance
May 18	Honduras*	5-1 W	Edgerton, Torres, Howes, Shanker, Kelly	Milwaukee, Wis.	217
May 20	Honduras*	2-0 W	Edgerton, Own goal	Milwaukee, Wis.	203
July 9	Mexico	3-1 W	Ball, Soell, Gilpatrick	Anaheim, Calif.	—
July 10	Mexico	3-3 T	White, Shanker, Guastaferro	Anaheim, Calif.	—
July 24	Panama*	2-2 T	Howes, Shanker	Heredia, Costa Rica	103
July 26	Guyana*	6-0 W	To. Dusosky (2), White (2), Shanker, Guastaferro	Heredia, Costa Rica	45
July 28	Cuba*	1-1 T	Guastaferro	Heredia, Costa Rica	71
July 30	Costa Rica*	4-0 W	Guastaferro, Howes (2), Shanker	Heredia, Costa Rica	2,741
July 31	Cuba*	2-0 W	Howes, D'Ambrá	Heredia, Costa Rica	175
Sept. 17	Brazil	3-7 L	Tanzini, Torres (2)	Campo Grande, Brazil	—
Sept. 18	Brazil	2-9 L	Ball, To. Dusosky	Campo Grande, Brazil	—
Nov. 21	Italy **	3-6 L	Dusosky, Morris, Torres	Tao Yuan County, Taiwan	500
Nov. 23	Paraguay **	3-1 W	Torres, Tschantret, White	Tao Yuan County, Taiwan	500
Nov. 25	Japan **	1-1 T	Guastaferro	Tao Yuan County, Taiwan	500
Nov. 28	Argentina **	1-2 L	Torres	Taipei City, Taiwan	1,900
Nov. 29	Ukraine **	1-3 L	Torres	Taipei City, Taiwan	1,900
Dec. 1	Brazil **	5-8 L	Ball, Beasley (2), Butcher, White	Taipei City, Taiwan	1,900

2003

Date	Opponent	Result	U.S. Goal Scorers	Location	Attendance
Dec. 5	Canada	5-3 W	Butcher, Shanker (2), Morris, D'Ambra	Anaheim, Calif.	250
Dec. 6	Guatemala	0-1 L	-	Anaheim, Calif.	325
Dec. 7	Mexico	7-0 W	D'Ambra (3), Sloan, Lilavois, Morris, Butcher	Anaheim, Calif.	325

2002

Date	Opponent	Result	U.S. Goal Scorers	Location	Attendance
March 20	Canada	10-0 W	Lilavois (3), White (3), Bernal, Butcher, Morman, Thomas	Baltimore, Md.	250
March 21	Mexico	1-1 T	Gilpatrick	Washington, D.C.	405
Aug. 24	Brazil	1-9 L	White	Milwaukee, Wis.	1,507
Aug. 25	Mexico	7-4 W	Loftin (2), Morris (2), Namazi(2), Butcher	Milwaukee, Wis.	1,237

2000

Date	Opponent	Result	U.S. Goal Scorers	Location	Attendance
July 21	Puerto Rico *	5-0 W	Davis (2), Bowers, Loftin, Lilavois	Heredia, Costa Rica	450
July 23	Neth. Antilles *	7-0 W	Davis (2), Tschantret (2), Bowers, Suarez, Tirschman	Heredia, Costa Rica	550
July 25	Mexico *	3-2 W	Tirschman, Tschantret, Bowers	Heredia, Costa Rica	380
July 27	Cuba *	2-4 L	Tirschman, Wade	Heredia, Costa Rica	2,500
July 29	Mexico *	5-1 W	Loftin (3), Tschantret, Davis	Heredia, Costa Rica	2,900

1999

Date	Opponent	Result	U.S. Goal Scorers	Location	Attendance
Dec. 2	Korea Rep.	4-0 W	Eck (2), Brose, Tschantret	Singapore	4,000
Dec. 3	Holland	5-5 T	Eck (2), Dusosky, Tschantret, Torres	Singapore	4,000

1998

Date	Opponent	Result	U.S. Goal Scorers	Location	Attendance
Jan. 13	Italy	2-1 W	Bowers, Wade	Rio de Janeiro, Brazil	1,000
Jan. 14	Argentina	4-4 T	Wade (2), Troy, Julius	Rio de Janeiro, Brazil	800
Jan. 16	Belgium	5-4 W	Moser (3), Troy, McIntosh	Rio de Janeiro, Brazil	1,200
Jan. 17	Brazil	2-12 L	Donigan, Wade	Rio de Janeiro, Brazil	2,400
Oct. 15	Belgium	1-2 L	Troy	Rio de Janeiro, Brazil	500
Oct. 16	Brazil	1-8 L	Troy	Rio de Janeiro, Brazil	2,300
Oct. 17	Holland	1-6 L	Bowers	Rio de Janeiro, Brazil	1,600

1996

Date	Opponent	Result	U.S. Goal Scorers	Location	Attendance
Jan. 16	Australia	5-5 T	Smith (2), Snyder, Gabarra, Adair	Rio de Janeiro, Brazil	2,000
Jan. 17	Paraguay	3-9 L	Smith (2), Betts	Rio de Janeiro, Brazil	1,000
Jan. 18	Argentina	0-3 L	-	Rio de Janeiro, Brazil	500
Jan. 18	Brazil	1-4 L	Gabarra	Rio de Janeiro, Brazil	1,200
Sept. 1	Costa Rica *	4-1 W	Brose (2), Moser, Loftin	Guatemala City, Guat.	500
Sept. 3	Cuba *	3-5 L	McIntosh (2), Wade	Guatemala City, Guat.	3,000
Sept. 5	Guatemala *	7-3 W	Brose (3), Moser, Fernandez, Wade, Carbonara	Guatemala City, Guat.	3,000
Sept. 7	Cuba *	7-3 W	Carbonara (2), McIntosh (2), Wade (2), Moser	Guatemala City, Guat.	3,000
Nov. 24	Uruguay **	0-1 L	-	Segovia, Spain	2,100
Nov. 26	Italy **	2-4 L	Brose, Own goal	Segovia, Spain	500
Nov. 28	Malaysia **	10-2 W	Moser (3), Brose (2), Hunjak (2), Parry, McIntosh, Own goal	Segovia, Spain	500

1995

Date	Opponent	Result	U.S. Goal Scorers	Location	Attendance
Feb. 1	Australia	7-4 W	Woodberry (3), Borja (2), Vermes, Troy	Rio de Janeiro, Brazil	2,000
Feb. 2	Spain	1-6 L	Eck	Rio de Janeiro, Brazil	800
Feb. 4	Italy	4-6 L	Kia (2), Michallik, Ortiz	Rio de Janeiro, Brazil	2,000
Feb. 9	Spain	2-9 L	Troy, Eck	Rio de Janeiro, Brazil	1,000

1992

Date	Opponent	Result	U.S. Goal Scorers	Location	Attendance
Sept. 26	Belgium	2-4 L	Eichmann, Garvey	Antwerp, Belgium	100
Nov. 13	Hong Kong	6-0 W	Clavijo (2), Ervine (2), Gabarra, Eck	Hong Kong	250
Nov. 17	Russia **	8-3 W	Agoos (2), Borja (2), Clavijo, Woodberry, Fernandez, Ervine	Hong Kong	1,000
Nov. 19	Spain **	3-5 L	Gabarra, Ervine, Woodberry	Hong Kong	3,500
Nov. 21	China PR **	7-1 W	Borja (3), Gabarra (2), Ervine, Eck	Hong Kong	2,500
Nov. 23	Brazil **	2-2 T	Gabarra, Ervine	Hong Kong	4,500
Nov. 24	Holland **	3-3 T	Fernandez (2), Eck	Hong Kong	500
Nov. 25	Argentina **	6-3 W	Ervine (2), Schmetzer (2), Fernandez, Gabarra	Hong Kong	500
Nov. 27	Iran **	4-2 W	Ervine (3), Eck	Hong Kong	5,500
Nov. 28	Brazil **	1-4 L	Borja	Hong Kong	10,466

1989

Date	Opponent	Result	U.S. Goal Scorers	Location	Attendance
Jan. 6	Australia **	1-1 T	Eichmann	Amsterdam, Netherlands	1,500
Jan. 7	Zimbabwe **	5-1 W	Vermes (2), Murray, Windischmann, Ramos	Arnhem, Netherlands	500
Jan. 8	Italy **	4-1 W	Gabarra (2), Lachowecki, Goulet	Arnhem, Netherlands	4,000
Jan. 10	Argentina **	3-1 W	Vermes, Ramos, Vee	Arnhem, Netherlands	2,000
Jan. 11	Paraguay **	2-0 W	Vermes, Gabarra	Arnhem, Netherlands	1,700
Jan. 12	Brazil **	5-3 W	Lawson, Ramos, Gabarra, Goulet, Eichmann	Rotterdam, Netherlands	1,000
Jan. 14	Holland **	1-2 L	Gabarra	Rotterdam, Netherlands	2,500
Jan. 15	Belgium **	3-2 W (ot)	Vermes (2), Windischmann	Rotterdam, Netherlands	3,000

1987

Date	Opponent	Result	U.S. Goal Scorers	Location	Attendance
Feb. 9	Belgium +	1-1 T	Savic	La Coruña, Spain	3,500
Feb. 10	Spain +	2-3 L	Savic (2)	La Coruña, Spain	5,000
Feb. 11	Portugal +	3-4 L	Silvas, Gabarra, Savic	La Coruña, Spain	3,000
Feb. 12	Italy +	5-3 W	Gabarra (2), Goulet (2), Hellencamp	La Coruña, Spain	3,000
Sept. 13	Spain +	0-4 L	-	Brasilia, Brazil	1,500
Sept. 15	Paraguay +	0-2 L	-	Brasilia, Brazil	3,000
Sept. 16	Peru +	4-1 W	Smith, Fall, Jefferies, Kramer	Brasilia, Brazil	2,500
Sept. 17	Holland +	3-2 W	Tyma, Hayes, Kramer	Brasilia, Brazil	6,000
Sept. 18	Portugal +	6-2 W	Jefferies (2), Hayes, Glenn, Kramer, Smith	Brasilia, Brazil	1,000

1986

Date	Opponent	Result	U.S. Goal Scorers	Location	Attendance
Nov. 18	Holland +	1-4 L	Eichmann	Budapest, Hungary	2,000
Nov. 19	Italy +	7-3 W	Hellencamp (2), Windischmann (2), Savic, Gabarra, Laschoff	Budapest, Hungary	1,800
Nov. 19	Brazil +	4-5 L	Savic, Schlothauer, Tozer, Eichmann	Budapest, Hungary	2,100
Nov. 20	Peru +	4-2 W	Hellencamp, Savic, Tozer, Eichmann	Budapest, Hungary	2,000
Nov. 20	Spain +	3-4 L	Eichmann, Gabarra, Tozer	Budapest, Hungary	3,800

ALL-TIME U.S. FUTSAL PLAYER REGISTER

Player	Caps	Goals	Era	Player	Caps	Goals	Era
Adair, Charles	4	1	1996	Johns, P.J.	4	0	1992
Agoos, Jeff	10	2	1992	Julius, Larry	4	1	1998
Apple, Mike	10	2	2008	Kafedic, Elvir	4	0	2007
Ball, John	27	4	1999-2007	Kelly, Danny	7	1	2004
Barber, Danny	3	0	1998	Klopas, Frank	3	0	1996
Beasley, Jamar	25	7	2004-2008	Koettters, Kevin	2	0	1999
Bernal, Steve	2	1	2002	Kramer, Art	4	3	1987
Betts, Jeff	4	1	1996	Lachowecki, A.J.	18	1	1986-1989
Black, Ralph	3	0	1996	Laschoff, Mike	5	2	1986
Borja, Hernan	11	7	1992-1995	Lawson, Doc	8	1	1989
Bowers, Sean	35	5	1996-2004	Lilavois, Bernie	10	5	2000-2004
Brauchele, Chris	5	0	1995	Loftin, Brian	14	7	1996-2002
Brose, Dennis	13	9	1996-1999	Lookingland, Michael	2	0	2007
Brown, Ricky	1	0	2002	Macias, Casey	4	0	2011
Butcher, Steve	10	5	2002-2004	Mariel, Esteban	6	0	2011
Cabral, Denison	16	6	2007-2008	Mariel, Manuel	6	0	2011
Caligiuri, Paul	4	0	1987	Maxom, David	7	0	1996-1998
Carbonara, Glenn	12	3	1996-2000	McAlister, Curtis	2	0	1995
Cavalcante, Ricardo	3	0	2013	McGregor, Dana	2	0	2007
Celenza, Giuiano	2	0	2004	McIntosh, Franklin	11	6	1996-1998
Chiles, Kraig	12	11	2011-2013	Michallik, Janusz	5	1	1995
Clavijo, Fernando	8	2	1992	Miller, Doug	3	0	2003
D'Ambra, Don	14	7	2003-2007	Millwood, Machel	6	5	2012-2013
Daryl, Doran	2	0	1999	Morman, Chris	3	1	2002-2004
Davis, Jeff	5	5	2000	Morris, Pat	29	13	2002-2008
DeGeer, Dan	6	1	2008	Moser, Mark	11	9	1996-1998
DiMaria, Jeff	3	0	2003	Muñoz, Carlos	2	0	2013
DaSilva, Nino	2	0	2004	Murray, Bruce	6	1	1989
Donigan, Dan	4	1	1998	Myers, Ptah	16	0	2007-2012
Draguicevich, Oscar	3	0	1996-1999	Namazi, Omid	5	2	2002-2003
Ducker, Andrew	2	0	2007	Naumoski, Sandre	16	4	2008-2013
Dusosky, Todd	17	5	1998-2004	Neely, Doug	4	0	1996
Dusosky, Troy	11	2	2002-2007	Nichols, Aaron	3	0	2013
Eck, Ted	16	10	1992-2002	Nogueira, Victor	16	0	1992-2000
Edgerton, Lee	2	2	2004	O'Brien, Leighton	1	0	2002
Eichmann, Eric	17	7	1986-1992	Orf, Otto	10	0	1996-2003
Eise, David	4	0	1996	Ortiz, Jeremy	6	0	2011
Ervine, Dale	9	11	1992	Ortiz, Rene	5	1	1995
Fall, Mike	4	1	1987	Oster, Ryan	3	0	2011
Farias, Chile	10	2	2008	Pardo, Boris	0	0	2012
Fernandez, George	20	5	1992-1996	Parry, Jon	4	1	1996-1998
Finnerty, Bryan	1	0	2004	Payton, Devin	1	0	2002
Gabarra, Jim	30	17	1986-1996	Perera, Nicolas	6	0	2011
Garvey, John	1	1	1992	Perez, Bryan	6	2	2012-2013
Gilpatrick, Dewayne	7	2	2003-2004	Petras, Doug	9	0	1996-1998
Glenn, Rudy	5	1	1987	Pierce, Toni	1	0	1987
Goulet, Brent	12	4	1987-1989	Pinto, Henrique	6	1	2011
Green, Dan	3	0	2002	Radoncic, Bato	7	0	2011-2013
Gregor, Andrew	4	0	2003-2007	Radwanski, Eddie	1	0	1992
Guastaferrro, Andy	14	5	2004	Ramos, Tab	8	3	1989
Hammes, Joe	15	3	2007-2008	Renfro, Grady	6	0	2011
Hatstrup, Peter	3	0	1998	Richey, Jeff	7	0	2007-2008
Hatzke, Matt	2	0	2008	Rivillo, Angel	4	0	2011-2012
Hayes, Tom	4	2	1987	Robles, Alex	6	0	2011
Healey, Patrick	6	2	2012-2013	Rosenband, Andy	10	2	2007-2008
Hellencamp, Chris	13	5	1986-1987	Rosenberg, Alec	1	0	2002
Hileman, Scott	8	0	2002-2004	Santana, Nelson	6	0	2011-2013
Howes, Greg	13	5	2002-2004	Savic, Zoran	9	7	1986-1987
Hughes, Jeff	6	2	2011	Schlothauer, Walt	5	1	1986
Hunjak, Goran	6	2	1996-1998	Schmetzer, Andy	10	2	1992
Jacobson, Andrew	9	0	2003-2008	Shanker, Joel	17	7	2003-2004
Jaurez, Freddy	2	0	2007	Silvas, Tom	4	1	1987
Jefferies, Mike	4	3	1987	Simpson, Mark	1	0	1999

Player	Caps	Goals	Era
Sloan, Kevin	3	1	2003
Smith, Peter	9	6	1987-1996
Snyder, Troy	8	1	1987-1996
Soell, Brian	2	1	2004
Sosa, John	3	0	2013
Stauffer, Lucas	11	4	2011-2013
Stewart, Matt	28	12	2007-2012
Suarez, Temoc	7	1	1999-2000
Susi, Aaron	4	0	2007
Swanner, Jamie	2	0	1986-1987
Tanzini, Matt	8	1	2002-2004
Ten Eyck, Kevin	3	0	2011-2012
Timbers, Josh	8	0	2000-2004
Tirschman, Matt	5	3	2000
Thomas, Mark	6	1	1998-2002
Torres, Johnny	13	9	1999-2004
Tovar, Enrique	8	0	2007
Tozer, Keith	5	3	1986
Trittschuch, Steve	2	0	1989
Troy, Rusty	11	6	1995-1998
Tschantret, Lee	32	7	1998-2007
Tyma, Tim	4	1	1987
Vanole, David	2	0	1989
Veee, Juli	8	1	1989
Vermes, Peter	11	7	1989-1995
Vorberg, Nick	12	0	2004-2013
Wade, Wes	13	9	1996-2000
Waltman, Daniel	8	0	2011-2013
White, Pat	23	8	1996-2004
Wiesner, Brett	5	0	2008
Windischmann, Mike	24	4	1986-1992
Woodberry, Terry	8	5	1992-1995
Zolgharnain, Kia	5	2	1995

NOTE: Statistics do not include complete caps and scoring details from 2014 or matches vs. Spain on June 13 & June 15, 2007. The team did not have any programming in 2017 and 2018.

U.S. PARA 7-A-SIDE NATIONAL SOCCER TEAM

Head Coach: Stuart Sharp

About Para 7-A-Side Soccer

The U.S. Para 7-a-Side Soccer Team is an elite program that selects players from across the United States in preparation for international standard competition. The National Team, in addition to challenge matches and invitational tournaments, competes in World Cups, World Championships, Copa America's, ParaPan American Games and more.

To be eligible for Para 7-a-side soccer, athletes must be ambulatory and have a diagnosis of non-progressive brain damage that is associated with motor control dysfunction such as cerebral palsy, traumatic brain injury or stroke. More information about eligibility and the classification of athletes is available at ifcpf.com.

Laws of the Game

Para 7-a-side soccer is a seven vs. seven game using the International Federation of Associated Football (FIFA) rules which have been slightly modified to accommodate the impairments of the players. The smaller field is 70 meters long and 50 meters wide with smaller goals which are five meters wide by two meters tall.

Some of the exceptions to FIFA rules include:

- No offside rule
- Under-arm throw-ins are permitted
- Defenders are required to be seven meters from the ball on restarts
- The game is 60 minutes long with two 30-minute halves

2019 U.S. PARA-7-A-SIDE NATIONAL TEAM RESULTS

Overall Record: 8-3-3 (GF: 63, GA: 19)

Date	Opponent	Result	Goalscorers	Location
May 24	England	3-3 T	Bremer (2), Mayhugh	St. George's Park; Burton-upon-Trent, England
May 30	England	1-1 T	DeLillo	St. George's Park; Burton-upon-Trent, England
July 8	Iran*	3-2 W	Mayhugh (2), Jahn	Ciudad Deportiva Cisneros Palacios; Sevilla, Spain
July 10	Finland*	13-0 W	Mayhugh (5), Hammond (3), DeLillo (2), Ballou, Bremer, Bennett	Ciudad Deportiva Cisneros Palacios; Sevilla, Spain
July 12	Ireland*	1-1 T	Mayhugh	Ciudad Deportiva Cisneros Palacios; Sevilla, Spain
July 14	England*	2-4 L	DeLillo, Hammond	Ciudad Deportiva Cisneros Palacios; Sevilla, Spain
July 16	Argentina*	6-0 W	Garza, Lindau, DeLillo, Mayhugh (2), Hammond	Ciudad Deportiva Cisneros Palacios; Sevilla, Spain
July 19	Iran*	3-4 L a.e.t.	Mayhugh, DeLillo, Garza	Ciudad Deportiva Cisneros Palacios; Sevilla, Spain
Aug. 24	Colombia [^]	5-0 W	DeLillo (2), Jahn (2), Bremer	Complejo Deportivo Villa Maria del Triunfo; Lima, Peru
Aug. 25	Venezuela [^]	6-0 W	DeLillo (4), Bremer, Mayhugh	Complejo Deportivo Villa Maria del Triunfo; Lima, Peru
Aug. 26	Argentina [^]	0-2 L	-	Complejo Deportivo Villa Maria del Triunfo; Lima, Peru
Aug. 28	Brazil [^]	3-2 W	Lindau, Mayhugh, DeLillo	Complejo Deportivo Villa Maria del Triunfo; Lima, Peru
Aug. 29	Peru [^]	10-0 W	Jahn (2), Mayhugh (4), Ballou (3), Bennett	Complejo Deportivo Villa Maria del Triunfo; Lima, Peru
Aug. 31	Venezuela [^]	7-0 W	Mayhugh (2), Brunais, DeLillo, Garza, Lindau, Jahn	Complejo Deportivo Villa Maria del Triunfo; Lima, Peru

Goal Scorers: Mayhugh (20), DeLillo (14), Jahn (6), Bremer (5), Hammond (5), Ballou (4), Garza (3), Lindau (3), Bennett (2), Brunais

* 2019 IFCPF World Cup [^] 2019 ParaPan American Games

STUART SHARP

U.S. Para 7-a-Side National Team Head Coach

Born: July 2, 1978

Hometown: Old Kilpatrick, Scotland



Stuart Sharp has been at the helm of the U.S. Para 7-a-Side National Team since 2014. In his tenure with the USPNT, Sharp has guided the team to a 33-33-7 record and a No. 4 world ranking – its highest of all-time – heading into the 2020 campaign.

The team has achieved impressive finishes in major tournaments, most recently winning its first ParaPan American medal last summer with a third-place finish. Sharp led the squad to sixth place at the 2019 IFCPF World Cup, the bronze medal at the 2018 IFCPF Copa America and a fifth-place finish at the 2017 IFCPF CP Football World Championships, marking the program's best finish at a world championship in the modern era of the sport. As a result, the PNT was recognized for its efforts by receiving the 2017 United Soccer Coaches Honorary All-American Award.

The squad also earned a seventh-place finish at the 2016 Paralympic Games, for which it qualified by a strong result at the 2015 IFCPF Football World Championships.

Sharp previously held the position of National Development Manager (Disability) for the Scottish Football Association in addition to being head coach of the Scottish National CP Team from 2005-11. Under his stewardship, the team climbed from 32nd in the world to hold a steady sixth-place ranking and earn a qualifying position for the 2008 and 2012 Paralympic Games. His work with the Scottish National CP Team saw him named Scottish Disability Sport National Coach of the Year in 2007 and the team was named the Scottish Sports Awards Team of the Year in 2008.

During his time with the Scottish FA, Sharp developed a player pathway for those with disabilities that included National Teams, regional squads, regional school leagues, a coaching education course and multiple clubs that serviced six different disability categories. He was also a key member of the successful bid team and Local Organizing Committee for the 2010 CPISRA European Championships.

In addition to his coaching credentials, Sharp serves as the Head of Technical Development and chaired the World Coaches Technical Committee for the International Federation of Cerebral Palsy Football (formerly the Cerebral Palsy International Sport and Recreation Association), the world's soccer governing body for Para 7-a-side athletes. He has worked with IFCPF/CPISRA since 2007.



2019 U.S. PARA-7-A-SIDE NATIONAL TEAM STATISTICS

Name	2019 International Stats				
	Pos.	GP/GS	G	A	Y/R
Alvey, Carter	GK	2/1	90	0	0
Ballou, Adam	M	10/5	166	4	0
Bennett, Tyler	M	8/5	129	2	0
Boyle, Sean	GK	11/11	330	0	1
Bremer, Andrew	D	10/6	148	5	0
Brunais, Joshua	GK	11/10	312	1	1
Crumbley, Jacob	D	5/3	120	0	0
DeLillo, Cameron	F	14/12	298	15	1
Estrella, Marc	GK	2/2	0	0	0
Garza, David	D	11/9	317	3	0
Hammond, Shea	F	7/1	98	5	0
Jahn, Seth	F	7/3	77	6	1/1
Kaplan, Jacob	D	8/8	201	0	0
Lindau, Benjamin	M	13/10	333	2	0
Mayhugh, Nicholas	F	13/12	320	20	5/1
Own goal			0		
TOTAL		14/14	860	63	9/2
Opponents		14/14	860	5	20/0

GOALKEEPING STATISTICS

Name	2019 International Stats					
	GP/GS	W-L-T	GF	GA	SO	GAA
Alvey, Carter	2/1	1-0-1	15	1	1	0.67
Boyle, Sean	11/11	5-3-2	33	18	3	3.27
Estrella, Marc	2/2	2-0-0	15	0	2	0.00
TOTAL	14/14	6-3-3	48	19	3	1.33
Opponents	14/14	3-6-3	19	48	1	3.35

COMPETITIONS



223

FIFA WORLD CHAMPIONSHIPS

The Federation Internationale de Football Association (FIFA) currently conducts eight major outdoor soccer world championships played at the international level. Those tournaments are the FIFA World Cup, the FIFA Women's World Cup, the Men's Olympic Football Tournament, the Women's Olympic Football Tournament, the FIFA Under-20 World Cup, the FIFA Under-17 World Cup, the FIFA Under-20 Women's World Cup and the FIFA Under-17 Women's World Cup. Additionally, FIFA also conducts the Futsal World Cup every four years, and the Beach Soccer World Cup annually. A quick synopsis of these tournaments is listed below. More detail can be found on USA performances at each of these tournaments throughout the U.S. Men's National Team Media Guide and the U.S. Women's National Team Media Guide.

FIFA WORLD CUP

The FIFA World Cup has been played 21 times since the first competition in 1930 in Uruguay. The tournament has grown in stature over the years and has become not only the biggest sporting event in the world, but also simply the biggest event in the world every four years. Outside of the USA's third-place finish in the inaugural tournament, the team's quarterfinal run in 2002 is the team's best ever World Cup finish.

Year	Location	Champion	Runner-up	Third place	Fourth place	Teams
2026	Canada, Mexico, USA	–	–	–	–	48
2022	Qatar	–	–	–	–	32
2018	Russia	France	Croatia	Belgium	England	32
2014	Brazil	Germany	Argentina	Netherlands	Brazil	32
2010	South Africa	Spain	Netherlands	Germany	Uruguay	32
2006	Germany	Italy	France	Germany	Portugal	32
2002	Korea/Japan	Brazil	Germany	Turkey	Korea Republic	32
1998	France	France	Brazil	Croatia	Holland	32
1994	USA	Brazil	Italy	Sweden	Bulgaria	24
1990	Italy	West Germany	Argentina	Italy	England	24
1986	Mexico	Argentina	West Germany	France	Belgium	24
1982	Spain	Italy	West Germany	Poland	France	24
1978	Argentina	Argentina	Holland	Brazil	Italy	16
1974	West Germany	West Germany	Holland	Poland	Brazil	16
1970	Mexico	Brazil	Italy	West Germany	Uruguay	16
1966	England	England	West Germany	Portugal	Soviet Union	16
1962	Chile	Brazil	Czechoslovakia	Chile	Yugoslavia	16
1958	Sweden	Brazil	Sweden	France	West Germany	16
1954	Switzerland	West Germany	Hungary	Austria	Uruguay	16
1950	Brazil	Uruguay	Brazil	Sweden	Spain	13
1938	France	Italy	Hungary	Brazil	Sweden	15
1934	Italy	Italy	Czechoslovakia	Germany	Austria	16
1930	Uruguay	Uruguay	Argentina	USA	Yugoslavia	13

FIFA WOMEN'S WORLD CUP

The FIFA Women's World Cup has been contested on eight occasions with the USA earning four championships (China '91, USA '99, Canada '15, France '19), Germany two (USA '03 and China '07) and Norway (Sweden '95) and Japan (Germany '11) one each. In 2019, the Women's World Cup was staged in France, where the USA won its unprecedented fourth championship – and second in a row after also claiming the title in Canada in 2015 – with a 2-0 win against the Netherlands. More detailed information on the Women's World Cup can be found in the U.S. Women's National Team media guide.

Year	Location	Champion	Runner-up	Third place	Fourth place	Teams
2019	France	USA	Netherlands	Sweden	England	24
2015	Canada	USA	Japan	England	Germany	24
2011	Germany	Japan	USA	Sweden	France	16
2007	China	Germany	Brazil	USA	Norway	16
2003	USA	Germany	Sweden	USA	Canada	16
1999	USA	USA	China	Brazil	Norway	16
1995	Sweden	Norway	Germany	USA	China	12
1991	China	USA	Norway	Sweden	Germany	12

OLYMPIC FOOTBALL TOURNAMENTS

After competing as an exhibition sport at the 1900 and 1904 Olympic Games, soccer became the first team sport included in the Olympics with the first official tournament dating back to the 1908 London Games when the United Kingdom defeated Denmark to claim the gold medal. Since that time soccer has been part of every Olympic Games except the 1932 event in the United States.

On the women's side, the sport wasn't introduced to the Olympics until the 1996 competition in the United States. The U.S. claimed the inaugural gold medal in women's Olympic football by defeating China 2-1 on Aug. 1, 1996, in front of a capacity crowd of 76,481 fans in Athens, Georgia.

The growth of professional football after World War II meant that some of the best players were not eligible to compete in the Olympics. Nevertheless, the Olympic Tournament retained its vitality as the forum for the amateur game. In 1952, Hungary's great generation with players such as Grosics, Czibor, Puskas and Kocsis won the tournament in Helsinki. After that, and until Los Angeles in 1984, all the Olympic titles went to Eastern Europe, a span of eight straight tournaments.

When the Olympics moved into their modern era, FIFA was obliged to reconsider its position for the Barcelona 1992 tournament, where for the first time, the tournament was restricted to Under-23 national teams. In 1996, FIFA altered the U-23 designation slightly, allowing teams to add three overage players into the mix.

Through the 1928 Olympics in Holland, Olympic caps were counted as full international appearances, but that designation changed with the advent of the World Cup in 1930. Although the Olympic Games football tournament actually falls under the realm of the International Olympic Committee, FIFA presides over the event on behalf of the IOC.

MEN'S OLYMPIC SOCCER TOURNAMENT

Year	Location	Gold Medal	Silver Medal	Bronze Medal	Teams
2020	Tokyo, Japan	–	–	–	16
2016	Rio de Janeiro, Brazil	Brazil	Germany	Nigeria	16
2012	London, England	Mexico	Brazil	Korea Republic	16
2008	Beijing, China	Argentina	Nigeria	Brazil	16
2004	Athens, Greece	Argentina	Paraguay	Italy	16
2000	Sydney, Australia	Cameroon	Spain	Chile	16
1996	Atlanta, USA	Nigeria	Argentina	Brazil	16
1992	Barcelona, Spain	Spain	Poland	Ghana	16
1988	Seoul, South Korea	Soviet Union	Brazil	West Germany	16
1984	Los Angeles, USA	France	Brazil	Yugoslavia	16
1980	Moscow, Soviet Union	Czechoslovakia	East Germany	Soviet Union	16
1976	Montreal, Canada	East Germany	Poland	Soviet Union	16
1972	Munich, W. Germany	Poland	Hungary	E. Germany & Soviet Union	13
1968	Mexico City, Mexico	Hungary	Bulgaria	Japan	16
1964	Tokyo, Japan	Hungary	Czechoslovakia	East Germany	14
1960	Rome, Italy	Yugoslavia	Denmark	Netherlands	16
1956	Melbourne, Australia	Soviet Union	Yugoslavia	Bulgaria	11
1952	Helsinki, Finland	Hungary	Yugoslavia	Sweden	25
1948	London, Great Britain	Sweden	Yugoslavia	Denmark	18
1936	Berlin, Germany	Italy	Austria	Norway	16
1932	Los Angeles, USA	— no tournament —	— no tournament —	— no tournament —	—
1928	Amsterdam, Holland	Uruguay	Argentina	Italy	17
1924	Paris, France	Uruguay	Switzerland	Sweden	22
1920	Antwerp, Belgium	Belgium	Spain	Netherlands	14
1912	Stockholm, Sweden	United Kingdom	Denmark	Netherlands	11
1908	London, Great Britain	United Kingdom	Denmark	Netherlands	5

WOMEN'S OLYMPIC SOCCER TOURNAMENT

Year	Location	Gold Medal	Silver Medal	Bronze Medal	Teams
2020	Tokyo, Japan	–	–	–	12
2016	Rio de Janeiro, Brazil	Germany	Sweden	Canada	12
2012	London, England	USA	Japan	Canada	12
2008	Beijing, China	USA	Brazil	Germany	12
2004	Athens, Greece	USA	Brazil	Germany	10
2000	Sydney, Australia	Norway	USA	Germany	8
1996	Atlanta, USA	USA	China	Norway	8

FIFA UNDER-20 WORLD CUP

Contested every two years, the FIFA Under-20 World Cup is restricted to players under 20 years of age. The tournament was renamed from the FIFA World Youth Championship in 2006. The U.S. has qualified for the tournament on 16 occasions, finishing fourth in 1989 (Saudi Arabia). At the most recent tournament in 2019 in Poland, the U.S. opened group play 2-1 loss to eventual champions Ukraine before reeling off victories against Nigeria (2-0) and Qatar (1-0) to advance to the knockout stage. In the Round of 16, the U-20 MNT won a thrilling game against favorites France 3-2 to move on to the quarterfinals where it faced eventual third place finisher Ecuador and dropped an incredibly competitive match, 2-1. The U-20 MNT's performance marked the third consecutive time the team reached the quarterfinals after also doing so in 2017 and 2015, making the USA the only nation to reach the quarterfinals of the last three U-20 World Cups. Forward Eddie Johnson became the first U.S. player to win a Golden Boot at a FIFA World Championship in 2003. After finishing second in the 1999 and 2001 group phase, the U.S. went one better, winning its group three consecutive tournaments from 2003-07.

Year	Location	Champion	Runner-up	Third place	Fourth place	Teams
2019	Poland	Ukraine	South Korea	Ecuador	Italy	24
2017	Korea Republic	England	Venezuela	Italy	Uruguay	24
2015	New Zealand	Serbia	Brazil	Mali	Senegal	24
2013	Turkey	France	Uruguay	Ghana	Iraq	24
2011	Colombia	Brazil	Portugal	Mexico	France	24
2009	Egypt	Ghana	Brazil	Hungary	Costa Rica	24
2007	Canada	Argentina	Czech Republic	Chile	Austria	24
2005	Holland	Argentina	Nigeria	Brazil	Morocco	24
2003	UAE	Brazil	Spain	Colombia	Argentina	24
2001	Argentina	Argentina	Ghana	Egypt	Paraguay	24
1999	Nigeria	Spain	Japan	Mali	Uruguay	24
1997	Malaysia	Argentina	Uruguay	Ireland	Ghana	24
1995	Qatar	Argentina	Brazil	Portugal	Spain	16
1993	Australia	Brazil	Ghana	England	Australia	16
1991	Portugal	Portugal	Brazil	Soviet Union	Australia	16
1989	Saudi Arabia	Portugal	Nigeria	Brazil	USA	16
1987	Chile	Yugoslavia	West Germany	East Germany	Chile	16
1985	Soviet Union	Brazil	Spain	Nigeria	Soviet Union	16
1983	Mexico	Brazil	Argentina	Poland	Korea Republic	16
1981	Australia	West Germany	Qatar	Romania	England	16
1979	Japan	Argentina	Soviet Union	Uruguay	Poland	16
1977	Tunisia	Soviet Union	Mexico	Brazil	Uruguay	16

FIFA UNDER-20 WOMEN'S WORLD CUP

Renamed the FIFA Under-20 Women's World Cup in 2008, the tournament was staged as a U-20 event for the first time in 2006 after two initial tournaments were played as Under-19 events. The inaugural FIFA U-19 Women's World Championship was held in Canada from Aug. 17-Sept. 1, 2002, with 12 teams. That first tournament was an incredible success, with the USA capturing the first championship via a Lindsay Tarpley golden goal in a 1-0 victory in front of 47,784 fans in Edmonton, Canada. The U.S. fell to Germany in the semifinals in Thailand in 2004, and in 2006 finished out of the top three for the first time in program history. In 2008, however, Golden Ball winner Sydney Leroux and Silver Ball winner Alex Morgan returned the U.S. to the top of the podium. After getting knocked out once again in penalty kicks in 2010, this time in the quarterfinal, a 1-0 victory against Germany in the 2012 U-20 Women's World Cup Final in Tokyo capped a remarkable run by the young Americans with defender and captain Julie Ertz (né Johnston) earning the Bronze Ball. In 2014, the USA once again fell on penalty kicks, losing to Korea DPR in a quarterfinal shootout after drawing 1-1, and in 2016 it finished in fourth place after losing to eventual World Cup champion Korea DPR in the semifinal, 2-1. The 2018 edition of the tournament saw the U.S. ousted from a tough group that included champions Japan and runner-up Spain.

Year	Location	Champion	Runner-up	Third place	Fourth place	Teams
2018	France	Japan	Spain	England	France	16
2016	Papua New Guinea	Korea DPR	France	Japan	USA	16
2014	Canada	Germany	Nigeria	France	Korea DPR	16
2012	Japan	USA	Germany	Japan	Nigeria	16
2010	Germany	Germany	Nigeria	Korea Republic	Colombia	16
2008	Chile	USA	Korea DPR	Germany	France	16
2006	Russia	Korea DPR	China	Brazil	USA	16
2004	Thailand	Germany	China	USA	Brazil	12
2002	Canada	USA	Canada	Germany	Brazil	12

FIFA UNDER-17 WORLD CUP

The FIFA U-17 World Cup is contested every two years for players under 17 years of age. The U.S. was the only team in the world to qualify for every U-17 World Championship, from the tournament's inception in 1985 through 2013. The first three tournaments were actually played as U-16 World Championships, but FIFA changed the event to its present U-17 status in 1989. The Concacaf region hosted the tournament for a first time in 2001, when Trinidad & Tobago served as the first-ever Caribbean host for a FIFA World Championship. Mexico became the first Concacaf team to win an outdoor men's world championship in 2005 with an impressive triumph in Peru before winning the tournament a second time in 2013 as the host country. The U.S. returned to the U-17 World Cup in 2015 but could not escape the group phase. 2017 saw another leap forward as the U.S. went on a freewheeling run to the quarterfinal (the first time both the U.S. U-17 and U-20 MNTs reached a World Cup quarterfinal in the same year) before bowing out to eventual champs England. The U.S. achieved its best result in 1999, finishing fourth.

Year	Location	Champion	Runner-up	Third place	Fourth place	Teams
2019	Brazil	Brazil	Mexico	France	Netherlands	24
2017	India	England	Spain	Brazil	Mali	24
2015	Chile	Nigeria	Mali	Belgium	Mexico	24
2013	UAE	Nigeria	Mexico	Sweden	Argentina	24
2011	Mexico	Uruguay	Mexico	Brazil	Germany	24
2009	Nigeria	Switzerland	Nigeria	Spain	Colombia	24
2007	Korea Republic	Nigeria	Spain	Germany	Ghana	24
2005	Peru	Mexico	Brazil	Holland	Turkey	16
2003	Finland	Brazil	Spain	Argentina	Colombia	16
2001	Trin. & Tobago	France	Nigeria	Burkina Faso	Argentina	16
1999	New Zealand	Brazil	Australia	Ghana	USA	16
1997	Egypt	Brazil	Ghana	Spain	Germany	16
1995	Ecuador	Ghana	Brazil	Argentina	Oman	16
1993	Japan	Nigeria	Ghana	Poland	Chile	16
1991	Italy	Ghana	Spain	Argentina	Qatar	16
1989	Scotland	Saudi Arabia	Scotland	Portugal	Bahrain	16
1987	Canada	Soviet Union	Nigeria	Ivory Coast	Italy	16
1985	China	Nigeria	West Germany	Brazil	Guinea	16

FIFA UNDER-17 WOMEN'S WORLD CUP

The FIFA Under-17 Women's World Cup was played for the first time in 2008 in New Zealand. The U.S. made an impressive run to the final where it was defeated by Korea DPR in overtime. In 2012 in Azerbaijan, the USA was drawn into a group with eventual finalists France and Korea DPR, and despite not losing a game and earning five points in the group, the young Americans failed to advance to the knockout stage, becoming the first women's team in a FIFA event to earn five points in its group but not advance. The USA did not qualify for the 2010 or 2014 U-17 Women's World Cups, losing in penalty kicks in the semifinal of the qualifying tournaments. The USA failed to advance past the group stage in both 2016 and 2018.

Year	Location	Champion	Runner-up	Third place	Fourth place	Teams
2018	Uruguay	Spain	Mexico	New Zealand	Canada	16
2016	Jordan	Korea DPR	Japan	Spain	Venezuela	16
2014	Costa Rica	Japan	Spain	Italy	Venezuela	16
2012	Azerbaijan	France	Korea DPR	Ghana	Germany	16
2010	Trin. & Tobago	Korea Republic	Japan	Spain	Korea DPR	16
2008	New Zealand	Korea DPR	USA	Germany	England	16

FIFA FUTSAL WORLD CUP

The FIFA Futsal World Cup has been contested seven times with Brazil winning the first three tournaments, and Spain winning two championships in 2000 and 2004 before Brazil returned to glory as hosts in 2008 and defeated Spain for a fifth title in 2012. The Futsal World Cup is the only indoor tournament hosted by FIFA. The 1992 second-place finish was the best-ever showing in a FIFA event by a U.S. men's team, and came on the heels of a third-place finish in 1989.

Year	Location	Champion	Runner-up	Third place	Fourth place	Teams
2020	Lithuania	-	-	-	-	24
2016	Colombia	Argentina	Russia	Iran	Portugal	24
2012	Thailand	Brazil	Spain	Italy	Colombia	24
2008	Brazil	Brazil	Spain	Italy	Russia	20
2004	Chinese Taipei	Spain	Italy	Brazil	Argentina	16
2000	Guatemala	Spain	Brazil	Portugal	Russia	16
1996	Spain	Brazil	Spain	Russia	Ukraine	16
1992	Hong Kong	Brazil	USA	Spain	Iran	16
1989	Netherlands	Brazil	Netherlands	USA	Belgium	16

FIFA BEACH SOCCER WORLD CUP

Beach soccer became a part of the FIFA family in 2005 when the first FIFA Beach Soccer World Cup was staged on Copacabana Beach in Rio de Janeiro. To everyone's surprise, France defeated Portugal in the final, while Brazil fell in the semis; however, Brazil rebounded to win four straight tournaments from 2006-09. 2011 marked the first time the competition was played biennially and ushered in a new era of dominance as Russia upended Brazil in the final before defeating Spain in 2013 to claim a second straight championship. In 2015, hosts Portugal knocked off Russia in the semifinals before defeating Tahiti to claim its first Beach Soccer World Cup. Portugal captured its second title in 2019, which the USA qualified for but did not escape its group that featured semifinalists Japan and host nation Paraguay.

Year	Location	Champion	Runner-up	Third place	Fourth place	Teams
2019	Paraguay	Portugal	Italy	Russia	Japan	16
2017	Bahamas	Brazil	Tahiti	Iran	Italy	16
2015	Portugal	Portugal	Tahiti	Russia	Italy	16
2013	Tahiti	Russia	Spain	Brazil	Tahiti	16
2011	Italy	Russia	Brazil	Portugal	El Salvador	16
2009	Dubai	Brazil	Switzerland	Portugal	Uruguay	16
2008	France	Brazil	Italy	Portugal	Spain	16
2007	Brazil	Brazil	Mexico	Uruguay	France	16
2006	Brazil	Brazil	Uruguay	France	Portugal	16
2005	Brazil	France	Portugal	Brazil	Japan	12

FIFA CONFEDERATIONS CUP

The Confederations Cup was contested under FIFA's auspices for the first time in 1997 and replaced the Intercontinental Championship, which was staged in 1992 and 1995 with all three tournaments held in Saudi Arabia. In 1999, the Confederations Cup was held in Mexico and it returned to Asia in 2001, where it was staged as a precursor to the 2002 FIFA World Cup in Korea and Japan. In 2005, the competition became quadrennial, staged one year before the World Cup in the tournament's host country. Brazil has won the last three editions of the tournament from 2005-13, defeating the U.S. in the final of the 2009 edition after the USA had built a 2-0 half-time lead.

Year	Location	Champion	Runner-up	Third place	Fourth place	Teams
2021	Qatar	–	–	–	–	8
2017	Russia	Germany	Chile	Portugal	Mexico	8
2013	Brazil	Brazil	Spain	Italy	Uruguay	8
2009	South Africa	Brazil	USA	Spain	South Africa	8
2005	Germany	Brazil	Argentina	Germany	Mexico	8
2003	France	France	Cameroon	Turkey	Colombia	8
2001	Korea / Japan	France	Japan	Australia	Brazil	8
1999	Mexico	Mexico	Brazil	USA	Saudi Arabia	8
1997	Saudi Arabia	Brazil	Australia	Czech Republic	Uruguay	8
1995	Saudi Arabia	Denmark	Argentina	Mexico	Nigeria	6
1992	Saudi Arabia	Argentina	Saudi Arabia	United States	Ivory Coast	4

FIFA CONFEDERATIONS CUP

2009 FIFA Confederations Cup (South Africa)

Winning the 2007 Concacaf Gold Cup earned the U.S. a spot in the 2009 FIFA Confederations Cup in South Africa – the second consecutive tournament held one year before the FIFA World Cup in the host country. The U.S. started shaky and were dismissed by the two defending FIFA World Cup champions, Italy and Brazil, by a combined 6-1 score in the first two matches of the 2009 event. Needing to score at least three goals and on the verge of elimination in their third game against Egypt, the U.S. overcame incredible odds and advanced to the semifinals on goals by Charlie Davies, Michael Bradley and Clint Dempsey. Once through to the semifinals, the U.S. stunned the world by defeating Spain and ending the European Champions' 35-game unbeaten streak. Tim Howard made eight saves as Jozy Altidore and Dempsey scored, sending the U.S. men to their first-ever final in a FIFA Tournament. In the final the U.S. would again face Brazil, and Dempsey scored in his third straight game with Landon Donovan adding another as the U.S. was up 2-0 on Brazil in the 27th minute. The U.S. would hold on until halftime, but just a minute into the second half Brazil scored and continued attacking in waves, eventually coming from behind for a 3-2 victory. Still, the second-place finish was the best performance ever for the team in a FIFA competition. Dempsey was honored by winning the Bronze Ball, while Howard won the Golden Glove – the first such awards for the U.S. at a FIFA tournament.

2003 FIFA Confederations Cup (France)

In 2003, the U.S. returned to the Confederations Cup, which was held in Europe for the first time. Drawn with Cameroon, Turkey and Brazil, the U.S. opened play against the Turks, but fell to a 2-1 defeat. Though DaMarcus Beasley opened the scoring, a resilient Turkey side fought back and eventually grabbed the winner in the 73rd minute. In the next match, the U.S. again met Brazil in the group stage, a rematch from the 1999 tournament, and the result was a similar 1-0 victory for the Seleção. This time, the Brazilians were powered by an Adriano goal in the 22nd minute. With two defeats from the opening two games, the final match was rendered meaningless, but the U.S. put forth a spirited effort to tie eventual runners-up Cameroon 0-0. The tournament was in the end overshadowed by the untimely death of Cameroonian midfielder Marc-Vivien Foé, who suffered a heart attack during the Africans' semifinal match against Colombia. Though France went on to win the championship courtesy of a Thierry Henry Golden Goal, the defining image from the 2003 tournament is undoubtedly Marcel Desailly and Rigobert Song, captains of France and Cameroon respectively, holding the winning trophy together in honor of Foé, who died at the age of only 28.

1999 FIFA Confederations Cup (Mexico)

For the first time in seven years, the U.S. competed in the Confederations Cup, which was held in the country of local rival Mexico. Because Mexico, as host, was automatically entered into the draw, the U.S. was put into the competition by virtue of their runner-up finish in the 1998 Gold Cup. The first major competition for then head coach Bruce Arena, the U.S. acquitted itself well and matched its third-place finish from 1992. After an opening defeat of New Zealand, the U.S. was beaten 1-0 by Brazil behind a goal from Ronaldinho. Needing a result in their final Group B game, the Americans came through, and defeated Germany 2-0 for the second time in six months, thanks to goals from Ben Olsen and Joe-Max Moore. Through to the semifinal, the U.S. ran into Mexico and a hostile Azteca Stadium crowd of over 80,000. Though they put up a memorable fight, Bruce Arena's side eventually succumbed to a Cuauhtémoc Blanco golden goal in the 97th minute. Despite the heartbreak of defeat, the U.S. rebounded to down Saudi Arabia 2-0, avenging its loss to the Saudis in 1992 and matching its finish of third-place from that tournament.

1992 King Fahd Cup (Saudi Arabia)

The U.S. team traveled to Saudi Arabia for the first time in its history in 1992 to take part in the King Fahd Cup, as it was then known. As 1991 Concacaf Gold Cup Winners, the U.S. earned a birth into the four team tournament, which also included the Ivory Coast, who won the 1992 African Nations Cup, Argentina, winners of the 1991 Copa América, and host nation Saudi Arabia, who were champions of Asia in 1988. In the first game, the U.S. took on Saudi Arabia in the first ever match between the two countries. In front of a crowd of 70,000 in Riyadh, the Americans were beaten 3-0, courtesy of three second half goals from The Sons of the Desert. The third-place match saw the U.S. beat the Ivory Coast 5-2, in what is still the only meeting of the two countries. For the U.S., Marcelo Balboa opened the scoring, before future U.S. cap record holder Cobi Jones scored his first international goal. The teams went back and forth before Eric Wynalda eventually grabbed what would prove to be the winning goal in the 56th minute.

ALL-TIME U.S. RESULTS - CONFEDERATIONS CUP

USA'S ALL-TIME FIFA CONFEDERATIONS CUP RECORD: 6-8-1 (20 GF, 20 GA)

(q) Quarterfinal (s) Semifinal (3) Third-Place Match

Confederations Cup – SOUTH AFRICA 2009

Date	Opponent	Result	U.S. Goal Scorers	Location	Attendance
6/15/09	Italy	1-3 L	Donovan	Tshwane/Pretoria, S. Africa	34,341
6/18/09	Brazil	0-3 L	–	Tshwane/Pretoria, S. Africa	39,617
6/21/09	Egypt	3-0 W	Davies, Bradley, Dempsey	Rustenburg, S. Africa	23,140
6/24/09	Spain (s)	2-0 W	Altidore, Dempsey	Bloemfontein, S. Africa	35,396
6/28/09	Brazil (f)	2-3 L	Dempsey, Donovan	Johannesburg, S. Africa	52,291
Champion: Brazil			Runner-up: USA	USA finish: 2nd place	

Confederations Cup – France 2003

Date	Opponent	Result	U.S. Goal Scorers	Location	Attendance
6/19/03	Turkey	1-2 L	Beasley	Saint-Étienne, France	16,944
6/21/03	Brazil	0-1 L	–	Lyon, France	20,306
6/23/03	Cameroon	0-0 T	–	Lyon, France	19,206
Champion: France			Runner-up: Cameroon	USA finish: 7th place	

Confederations Cup – Mexico 1999

Date	Opponent	Result	U.S. Goal Scorers	Location	Attendance
7/24/99	New Zealand	2-1 W	McBride, Kirovski	Guadalajara, Mexico	60,000
7/28/99	Brazil	0-1 L	–	Guadalajara, Mexico	54,000
7/30/99	Germany	2-0 W	Olsen, Moore	Guadalajara, Mexico	53,000
8/1/99	Mexico (s)	0-1 L (ot)	–	Mexico City, Mexico	82,000
8/3/99	Saudi Arabia (3)	2-0 W	Bravo, McBride	Guadalajara, Mexico	38,000
Champion: Mexico			Runner-up: Brazil	USA finish: 3rd place	

King Fahd Cup – Saudi Arabia 1992

Date	Opponent	Result	U.S. Goal Scorers	Location	Attendance
10/15/92	Saudi Arabia (s)	0-3 L	–	Riyadh, Saudi Arabia	70,000
10/19/92	Ivory Coast (3)	5-2 W	Murray (2), Balboa, Jones, Wynalda	Riyadh, Saudi Arabia	9,500
Champion: Argentina			Runner-up: Saudi Arabia	USA finish: 3rd place	

COPA AMERICA

The Copa America is the oldest international tournament in South America, dating back to 1916. Since 1993, teams from Concacaf and Asia have taken part in this biennial event as invitees of CONEMBOL. The U.S. made its debut in the tournament in Ecuador in 1993, but was eliminated in the first round. In 1995, the U.S. returned to Copa America, and advanced to the semifinals in Uruguay, eventually finishing in fourth place.

After a 12-year absence from the event, the U.S. accepted an invitation to compete in the Venezuela edition of the tournament in 2007, though they were eliminated in the first round. In 2016, the tournament celebrated its 100th anniversary by holding the Copa America Centenario in the USA, combining the 10 nations from CONMEBOL with six qualifiers from Concacaf. Held from June 3-26 in 10 cities across the United States, the tournament drew a record 1,483,855 spectators (46,370 average) and saw the host USA finish fourth, while defending champions Chile defeated Argentina on penalty kicks in the final to win their second-consecutive tournament.

2016 Copa America Centenario (USA)

Celebrating the 100th anniversary of the historic Copa America, the USA hosted a special edition of the tournament, combining the 10 nations from CONMEBOL with six qualifiers from Concacaf for an overall 16-team competition. Kicking off the tournament in front of a sold-out crowd of 67,439 at Levi's Stadium in Santa Clara, Calif., the USA surrendered first-half goals to Cristian Zapata and James Rodriguez, as it fell 2-0 to Colombia.

Knowing a second loss would see them exit the tournament earlier than anticipated, the USA responded well four days later against Costa Rica in Chicago. A ninth-minute penalty kick from Clint Dempsey set the tone, before Jermaine Jones' 37th minute strike and Bobby Wood's 42nd minute finish put the U.S. up 3-0 at halftime. Coasting through the second half, the USA added a fourth from Graham Zusi in the 87th minute, earning an emphatic 4-0 victory against Los Ticos.

The USA arrived in Philadelphia for its final match against Paraguay knowing that a win would see the side advance out of the group stage of the tournament for the first time since 1995. The USA survived an early scare when defender John Brooks singlehandedly broke up a 3-on-1 counter attack, before Clint Dempsey found the back of the net again in the 27th minute. The USA then held on after defender DeAndre Yedlin was sent off for a second yellow card in the 50th minute, earning a hard-fought 1-0 victory against Paraguay. Combined with Costa Rica's 3-2 upset of Colombia, the USA not only advanced, but finished atop Group A.

That placement set up a quarterfinal date with Ecuador in Seattle. Once again, Dempsey opened the scoring for the USA in the 22nd minute, before an early second-half altercation saw MNT midfielder Jermaine Jones sent off as both teams were reduced to 10 men. Gyasi Zardes added a second goal in the 65th minute and despite Ecuador's Michael Arroyo pulling one back nine minutes later, the U.S. would outlast La Tricolor 2-1, advancing to the semifinals.

With the win, the USA had the honor of facing No. 1 ranked Argentina in Houston and finally met its match. Ezequiel Lavezzi put La Albiceleste on top just three minutes in, before Lionel Messi added a highlight reel free kick in the 32nd minute. Gonzalo Higuain tacked on two goals in the second half, giving Argentina a 4-0 win and sending the U.S. to the third-place match where it fell 1-0 to Colombia, but still equaled its best finish in the tournament, when it finished fourth at the 1995 edition.

2007 Copa America (Venezuela)

For the first time in over a decade, the U.S. team traveled to South America to compete in the world's oldest soccer tournament. The United States was drawn in a group including Argentina, Paraguay and Colombia, and headed to what would be their home base in Maracaibo just hours after completing their victory against Mexico in the Gold Cup.

The first game was played against regional and world powerhouse Argentina at the Estadio José Pachencho Romero. Though the U.S. jumped out to an early lead courtesy of an Eddie Johnson penalty kick, the Albiceleste fought back to equalize before the halftime break. In the second period, the quality of the two-time world champions was apparent, and they eventually broke the resistance of the U.S. defense to score three goals in the final half hour, winning the game 4-1.

Having lost the opening match of the tournament, the U.S. entered its second game with Paraguay needing a positive result. Played at the Estadio Agustín Tovar in Barinas, the match was an even affair, with Paraguay jumping out to an early lead. The U.S. equalized through Ricardo Clark in the 35th minute after the midfielder slotted home a Taylor Twellman pass. After halftime, though, Paraguay regained their one-goal advantage in the 56th minute and the teams exchanged blows for the rest of the game, with the U.S. coming close to equalizing on more than a few occasions. In the end, however, Paraguay scored a goal against the run of play in injury time to close out the game with a 3-1 victory.

The third match of the group stage was played with the knowledge that neither the U.S. nor Colombia would advance to the next round. Nonetheless, the crowd at the Estadio Metropolitano de Fútbol de Lara were treated to a competitive affair which Colombia won 1-0. In the end, the young U.S. squad, though eliminated in the first round, gained worthwhile experience in one of the world's premier tournaments and showed again their ability to compete on one of soccer's largest stages.

1995 Copa America (Uruguay)

In their second consecutive trip to the Copa America, the U.S. proved their worth against the South Americans, posting an impressive fourth-place finish. The Americans began the '95 Copa America with forward Eric Wynalda scoring twice in a 2-1 victory over Chile. After dropping a 1-0 decision to Bolivia, the USA earned a spot in the quarterfinals after shutting out defending champion Argentina 3-0 in the final match of group play. The victory vaulted the U.S. past the stunned Argentinians in goal differential and came in Paysandu, a city on the border of Uruguay and Argentina. The U.S. goals were scored by Wynalda, forward Frank Klopas and defender Alexi Lalas. In the quarterfinals, the U.S. faced a familiar foe from the Concacaf Region: Mexico, whom the U.S. downed in penalty kicks 4-1 after a goalless draw. The USA's run ended in the semifinals as the squad lost a heartbreaking 1-0 match to Brazil. U.S. midfielder John Harkes was named Co-MVP of the '95 Copa America (along with Uruguay Captain Enzo Francescoli), while U.S. goalkeeper Kasey Keller and Wynalda were both named to the All-Tournament Team.

1993 Copa America (Ecuador)

After competing in a four-nation international competition three days prior to the event, the U.S. made its debut at the 1993 Copa America in Ecuador but dropped two out of three first round matches and were eliminated from tournament play. The Americans opened the '93 Copa America with back-to-back shutout losses to Uruguay (1-0) and host Ecuador (2-0), but the team's 3-3 draw against Venezuela in their final game was arguably their most disappointing result. Needing to win with a strong goal-differential to still have a chance to advance to the quarterfinals as a third-place team, the U.S. built a 3-0 lead before watching the lowly Venezuelans score three unanswered goals in the final 25 minutes and earn a 3-3 draw.

ALL-TIME U.S. RESULTS - COPA AMERICA

USA'S ALL-TIME COPA AMERICA RECORD: 2-8-2 (11 GF, 21 GA)

(q) Quarterfinal (s) Semifinal (3) Third-Place Match

Copa America Centenario - USA 2016

Date	Opponent	Result	U.S. Goal Scorers	Location	Attendance
June 25	Colombia (3)	0-1 L	–	Glendale, Ariz.	29,041
June 21	Argentina (s)	0-4 L	–	Houston, Texas	70,858
June 16	Ecuador (q)	2-1 W	Dempsey, Zardes	Seattle, Wash.	47,322
June 11	Paraguay	1-0 W	Dempsey	Philadelphia, Pa.	51,041
June 7	Costa Rica	4-0 W	Dempsey, Jones, Wood, Zusi	Chicago, Ill.	39,642
June 3	Colombia	0-2 L	–	Santa Clara, Calif.	67,439
Champion: Chile			Runner-up: Argentina	USA finish: 4th place	

Copa America - Venezuela 2007

Date	Opponent	Result	U.S. Goal Scorers	Location	Attendance
July 5	Colombia	0-1 L	–	Barquisimeto, Venezuela	37,500
July 2	Paraguay	1-3 L	Clark	Barinas, Venezuela	28,200
June 28	Argentina	1-4 L	Johnson	Maracaibo, Venezuela	34,500
Champion: Brazil			Runner-up: Argentina	USA finish: 12th place	

Copa America - Uruguay 1995

Date	Opponent	Result	U.S. Goal Scorers	Location	Attendance
July 22	Colombia (3)	1-4 L	Moore	Maldonado, Uruguay	3,000
July 20	Brazil (s)	0-1 L	–	Maldonado, Uruguay	9,000
July 17	Mexico (q)	0-0 T (4-1 pk)	–	Paysandu, Uruguay	21,000
July 14	Argentina	3-0 W	Klopas, Lalas, Wynalda	Paysandu, Uruguay	21,000
July 11	Bolivia	0-1 L	–	Paysandu, Uruguay	18,000
July 8	Chile	2-1 W	Wynalda (2)	Paysandu, Uruguay	15,000
Champion: Uruguay			Runner-up: Brazil	USA finish: 4th place	

Copa America - Ecuador 1993

Date	Opponent	Result	U.S. Goal Scorers	Location	Attendance
June 22	Venezuela	3-3 T	Henderson, Doyle, Kinnear	Quito, Ecuador	55,000
June 19	Ecuador	0-2 L	–	Quito, Ecuador	55,000
June 16	Uruguay	0-1 L	–	Ambato, Ecuador	20,000
Champion: Argentina			Runner-up: Mexico	USA finish: 12th place	



Concacaf

CONCACAF GOLD CUP HISTORY

Although it only dates back to 1991, as the regional championship for the Confederations of North, Central America and Caribbean Association Football, the Concacaf Gold Cup has quickly established itself as a top-flight international tournament. Originally staged as a biennial event held in July of odd-numbered years, the tournament was staged from 1996 to 2002 in even-numbered years in the winter. In 2003, the tournament returned to a summer schedule in odd-numbered years. With six tournament titles, the USMNT sits second for the most in Concacaf, including its 2017 triumph.

Below are recaps of each of the USA's previous 15 Gold Cup appearances:

2019 GOLD CUP

Venues: Charlotte, N.C.; Chicago, Ill.; Cleveland, Ohio; Denver, Colo.; Frisco, Texas; Glendale, Ariz.; Harrison, N.J.; Houston, Texas; Kansas City, Kan.; Los Angeles, Calif.; Nashville, Tenn.; Pasadena, Calif.; Philadelphia, Pa.; Saint Paul, Minn.; Kingston, Jamaica; San Jose Costa Rica

The 2019 edition was held in a new record of 16 venues, with sites in the Caribbean (Kingston, Jamaica) and Central America (San Jose, Costa Rica), hosting matches for the first time.

Playing the first competitive matches under head coach Gregg Berhalter, the USMNT began the tournament well, seeing off Guyana 4-0 at Allianz Field in St. Paul, before a 6-0 rout of Trinidad & Tobago in Cleveland exacted some revenge for the side in its first match with the Soca Warriors since Couva 2017. Facing Panama for a seventh-straight Gold Cup in the group finale, the USMNT earned a 1-0 win thanks to Jozy Altidore's close-range bicycle kick, earning top spot in Group D in the process.

Matched with up-starts Curaçao in the quarterfinal, the USA got the goal it needed midway through the first half from Weston McKennie, while Zack Steffen stood tall in goal to keep the team's fourth-straight clean sheet in the 1-0 win in Philadelphia. Facing a semifinal date with Jamaica, the USA went up early again through McKennie, before severe weather forced the match into an 88-minute delay. With Christian Pulisic making it 2-0 after halftime, the USMNT finally saw its Gold Cup shutout streak end at 429 minutes when Shamar Nicholson pulled one back for the Reggae Boyz. Pulisic added a second goal late to give the USA a 3-1 win and send the team to a record 11th Gold Cup Final. Facing Mexico in Chicago, the USA created a number of first-half opportunities, only to see them go begging before El Trío's Jonathan dos Santos put home the lone goal in the 73rd minute, pushing the USMNT to a runner-up finish.

2017 GOLD CUP

Venues: Arlington, Texas; Cleveland, Ohio; Denver, Colo.; Frisco, Texas; Glendale, Ariz.; Harrison, N.J.; Houston, Texas; Nashville, Tenn.; Pasadena, Calif.; Philadelphia, Pa.; San Antonio, Texas; San Diego, Calif.; Santa Clara, Calif; Tampa, Fla.

Held in a record-tying 14 venues across the United States, the 2017 Concacaf Gold Cup was another big success, both in the stadiums and on the field as the U.S. MNT earned its sixth confederation title. Utilizing a roster that was a majority domestic-based, as well as a number of untested players, the U.S. received a 50th minute goal from Dom Dwyer en route to a hard-fought 1-1 draw against Panama in Nashville. Bruce Arena's side moved to Tampa where it utilized a goal from Omar Gonzalez and Jordan Morris' first international brace



to see off a feisty Martinique side 3-2, collecting its first win of the tournament. Heading into the final Group Stage match, the U.S. needed a three-goal victory against Nicaragua in Cleveland in order to guarantee a top of the table finish. The MNT took a 1-0 lead into halftime thanks to Joe Corona's 36th

minute strike and got its second via Kelyn Rowe who hit home his first international goal in the 56th minute. As time crept away, the U.S. looked destined for a second-place finish based on goal difference, only to be rescued in the 88th minute when Graham Zusi's free kick picked out center back Matt Miazga, who headed home the necessary third goal to finish atop the group.

As the competition moved to the Quarterfinals, the U.S. took advantage of tournament regulations by calling up six new players, including long-time veterans Jozy Altidore, Michael Bradley, Clint Dempsey and Tim Howard – for the remainder of the tournament. Matched with El Salvador in Philadelphia, the USA went ahead when Gonzalez bagged his second of the tournament in the 41st minute, only to be followed by Eric Lichaj's first international goal in first-half stoppage time to propel the MNT to a 2-0 victory. The two goals marked just the third time in the MNT's modern era (1990-present) in which a pair of defenders scored in the same match and set up the USA's Semifinal date with Costa Rica.

The Semifinal showdown in Arlington, Texas saw the USA dominate possession throughout, but it the game went scoreless until the 72nd minute when Clint Dempsey provided Jozy Altidore with the go-ahead marker. The U.S. iced the game 10 minutes later when Dempsey hit home a historic free kick which tied him with Landon Donovan as the MNT's all-time leading goal scorer at 57.

Matched up with Jamaica in the Final at Levi's Stadium in Santa Clara, Calif., the USA played a tight first half with the Reggae Boyz until Jozy Altidore's 45th minute free kick took the hosts into the locker room up 1-0. Jamaica was undeterred and hit back when Je-Vaughn Watson got on the end of a corner kick in the 50th minute. Locked 1-1, a number of U.S. chances – including a Dempsey hit off the post – went begging until Morris hopped on a loose ball in the box and buried a dramatic 88th minute winner to hand the U.S. a 2-1 victory.

With the triumph, Bruce Arena became the first head coach to win three different Gold Cup titles, having previously guided the USA to championships in 2002 and 2005. With three goals, Morris finished as the competition's joint-leading goal scorer and joined five teammates – Jozy Altidore, Michael Bradley, Omar Gonzalez, Darlington Nagbe and Graham Zusi – on the tournament's Best XI.

2015 GOLD CUP

Venues: Atlanta, Ga.; Baltimore, Md.; Charlotte, N.C.; Chicago, Ill.; Carson, Calif.; Chester, Pa.; East Rutherford, N.J.; Foxborough, Mass.; Frisco, Texas; Glendale, Ariz.; Houston, Texas; Kansas City, Kan.; Philadelphia, Pa.; Toronto, Ont.

Held in a record 14 venues across the United States and Canada, the 2015 Concacaf Gold Cup made another large footprint during the month of July. The U.S. team, however, faltered in their bid to repeat as Gold Cup champions, falling 2-1 to Jamaica at the tournament's semifinal in Atlanta.

The U.S. began the tournament well enough, defeating Honduras 2-1 in Frisco, Texas before a 1-0 win against Haiti in Foxborough, Mass. Through to the knockout stage, the U.S. played to a 1-1 draw with Panama, ensuring the MNT topped its Gold Cup group for the 12th time in 13 tournaments. In the quarterfinals, a Clint Dempsey hat trick saw the U.S. easily dispatch Cuba 6-0 in Baltimore, setting up the semifinal showdown with Jamaica in Atlanta. Two first half goals from the Reggae Boyz put the U.S. down 2-0 at the break, but Michael Bradley pulled things back quickly in the second half. Despite the goal and constant pressure, Jamaica held on to defeat the U.S. 2-1. The defeat set up a Third Place Match with Panama, where the U.S. used another goal from Clint Dempsey to earn another 1-1 draw before falling 3-2 on penalty kicks.

Despite the disappointing end to the tournament U.S. players received individual accolades, with Dempsey's seven goals earning him the tournament's Golden Boot award, while goalkeeper Brad Guzan won the Golden Glove.

2013 GOLD CUP

Venues: Arlington, Texas; Atlanta, Ga.; Baltimore, Md.; Chicago, Ill.; Denver, Colo.; East Hartford, Conn.; Harrison, N.J.; Houston, Texas; Miami Gardens, Fla.; Pasadena, Calif.; Portland, Ore.; Sandy, Utah; Seattle, Wash.

The 2013 Concacaf Gold Cup shaped up to be another spectacular event, with 13 venues across the United States chosen to host matches in the confederation championship. The U.S. aimed to reach its fifth consecutive Gold Cup Final, while Mexico sought to defend their title. Teams like Costa Rica, Honduras, Jamaica and Panama prepared to demonstrate the shrinking gap between Concacaf nations.



Keen to win another championship, the U.S. started strong with a 6-1 win against Belize. Consecutive wins against Cuba (4-1) and Costa Rica (1-0) saw the Americans claim the top spot in the group. After an emphatic 5-1 win against El Salvador in the quarterfinals and dispatching a quality Honduras side 3-1 in the semifinals, the stage was set for a meeting between the USA and high flying Panama, which topped its group with a tournament opening win against Mexico before defeating El Tri a second time in the other semifinal match.

Facing a confident and athletic Panama team that was buoyed by its unbeaten run to the final and included two of the tournament's leading goal scorers in Gabriel Torres – his five goals tied the USA's Landon Donovan and Chris Wondolowski for most in the tournament – and Blas Perez (three goals), the U.S. found itself in a stalemate through the first hour of the match. However, the Americans would not be denied as winger Brek Shea pounced in the 69th minute to score the only goal of the game and hand the U.S. its fifth Gold Cup title and first since 2007, when the U.S. also beat Panama in the final.

2011 GOLD CUP

Venues: Arlington, Texas; Carson, Calif.; Charlotte, N.C.; Chicago, Ill.; Detroit, Mich.; East Rutherford, N.J.; Harrison, N.J.; Houston, Texas; Kansas City, Kan.; Pasadena, Calif.; Miami, Fla.; Tampa, Fla.; Washington, D.C.

The 2011 Concacaf Gold Cup shaped up to be another spectacular event, with 13 venues across the United States tagged to host matches in the confederation championship. The U.S. aimed to reach its fourth consecutive Gold Cup Final, while Mexico sought to defend their title and teams like Costa Rica, Honduras, Jamaica and Panama prepared to demonstrate the shrinking gap between Concacaf nations.

Keen on winning another championship and earning a spot in the 2013 FIFA Confederations Cup, the U.S. started strong with a 2-0 win against Canada. They took a surprise setback with a loss to Panama – the first ever in the group stage – but rebounded to claim the top spot in the group. After an emphatic win against Jamaica in the quarterfinals and taking revenge on Panama in the semifinals, the stage was set for another marquee meeting between the USA and Mexico.

Facing a stacked Mexican team that included one of club football's most prolific scorers in Manchester United striker Javier "Chicharito" Hernandez, the U.S. bounded out to a 2-0 lead with goals from Michael Bradley and Landon Donovan. Undaunted, the Mexicans recovered to score four unanswered goals in one of the most exciting and well-played finals in Gold Cup history.

2009 GOLD CUP

Venues: Arlington, Texas; Carson, Calif.; Chicago, Ill.; Columbus, Ohio; East Rutherford, N.J.; Foxborough, Mass.; Glendale, Ariz.; Houston, Texas; Miami, Fla.; Oakland, Calif.; Seattle, Wash.; Washington, D.C.

Held in a record 12 venues across the U.S., the 2009 Concacaf Gold Cup made a national footprint during the 2009 "Summer of Soccer" in the U.S. The U.S. team, however, faced the disappointment of not winning a third-consecutive title, but did have the satisfaction of returning to a third-straight final with a largely unproven roster.

The Concacaf Gold Cup kicked off just six days after the U.S. played the 2009 FIFA Confederations Cup Final, and Bob Bradley selected an inexperienced squad that saw seven players earn their first cap during the event. The U.S. continued its unbeaten record in group play, and in the knockout stage got past Panama and Honduras.

By the time the U.S. met Mexico in the final, a record 10 different players had scored the U.S. teams' 12 goals in the tournament. In the second-straight Gold Cup title game against Mexico, the U.S. returned only Brian Ching to the starting lineup from the 2007 squad. The teams were evenly matched for a half, but eventually Mexico prevailed by opening the flood gates with five second-half goals for a 5-0 win.

2007 Gold Cup

Venues: Carson, Calif.; East Rutherford, N.J.; Foxborough, Mass.; Houston, Texas; Los Angeles, Calif.; Miami, Fla.



The 2007 edition of the Gold Cup was played with the added incentive of admission to the 2009 FIFA Confederations Cup for the winner. The United States successfully defended its title, its fourth all-time and third in the last four tournaments.

Though the U.S. coasted through the group stage, taking maximum points while not allowing a goal and in the process extending its unbeaten record in the opening round, they ran into some tough opposition in the knockout stage. After defeating Panama 2-1 in the quarterfinals, the U.S. came up against a stingy Canadian side in the semifinals, and ended up holding on for a 2-1 victory to set up a U.S.-Mexico marquee match up in the final.

Played at Soldier Field for the first time, the championship game pitted the two Concacaf powers against one another in what would prove to be a gritty affair. In front of 60,000

people, the U.S. came from behind for the first time in the 2007 tournament to eventually defeat Mexico 2-1 for its second consecutive Gold Cup title.

2005 Gold Cup

Venues: Carson, Calif.; East Rutherford, N.J.; Foxborough, Mass.; Houston, Texas; Los Angeles, Calif.; Miami, Fla.; Seattle, Wash.

The 2005 Gold Cup was played in a record-high seven different venues in the United States, and was noteworthy as the United States became the first team in the tournament's history to advance to five overall finals. The USA would go on to win their third title, and second in three tournaments since 2002.

The USA's victory would not come easy, though, as the team needed a penalty kick shootout to down Panama in the tournament's scoreless championship game at Giants Stadium in East Rutherford, N.J. To get to the final, the U.S. needed two goals in the game's final moments to overcome a 1-0 deficit to Honduras and win 2-1.

In the 2005 tournament, the U.S. extended their amazing undefeated history in first round play at the Gold Cup with two more wins and a draw. The USA has never lost one of their 19 opening round matches in eight all-time Gold Cups.

2003 Gold Cup

Venues: Foxborough, Mass.; Miami, Fla.; USA; Mexico City, Mexico

The 2003 Gold Cup was the first in 10 years to be played in two countries, with games in both Mexico and the United States. Mexico twice defeated Brazil, who along with Colombia was an invited guest to the tournament, by one goal in Azteca Stadium, including a golden-goal victory in the final. The U.S. finished in the top three for the sixth time in seven tournaments with a thrilling 3-2 come from behind victory over Costa Rica in the Orange Bowl.

The U.S. continued its win streak in group play of the Gold Cup, making easy work of El Salvador and Martinique by identical 2-0 margins. Brian McBride continued his Midas-touch scoring in the tournament with three of the first four U.S. goals. The victories extended the USA's standing as the only Concacaf team to win every one of its first round games since the inception of the tournament in 1991. The U.S. has won 16 consecutive first round games and has outscored their opponents 33-8. The winning streak includes 10 shutouts, nine one-goal victories and four come-from-behind wins.

2002 Gold Cup

Venues: Miami, Fla., Pasadena, Calif., USA

The 2002 Gold Cup once again featured two invited teams (Ecuador and Korea Republic) along with 10 Concacaf teams. In spectacular fashion, the U.S. won their first title since 1991 by posting a 4-0-1 record with four shutouts on their way to their 2002 Gold Cup crown.

The United States opened the tournament with consecutive wins in the first round against the Korea Republic (2-1) and Cuba (1-0). After easily blanking El Salvador 4-0 in the quarterfinals, the semifinals saw the U.S. defeat the defending champion Canada 4-2 on penalty kicks after both teams battled to a scoreless draw.



The 2002 final had the USA topping Concacaf rival Costa Rica 2-0 at the Rose Bowl in Pasadena, Calif. Forward Brian McBride was named the tournament MVP after leading the Americans with four tallies.

2000 Gold Cup

Venues: Miami, Fla., Oakland and Los Angeles, Calif., USA

The first Gold Cup of the new millennium featured nine teams from the Concacaf and three invited squads (Colombia, Peru and Korea Republic). The 2000 edition also had several surprises, with a new champion being crowned (Canada) and both Mexico and the United States not reaching the semifinal round, a first for the two regional rivals.

The Americans cruised through the first round by capturing the Group B title with back-to-back shutouts against Haiti (3-0) and Peru (1-0). Cobi Jones led the offense for the USA by notching a goal in the win over Haiti and the game-winner against Peru. In the quarterfinals, though, the U.S. faltered. After battling Colombia to a 2-2 draw through regulation and two overtime periods, the U.S. were defeated in penalty kicks 2-1 and were eliminated from the competition.

Colombia would go on to meet Canada in the 2000 finals. The Canadians had surprisingly advanced out of their first round group by winning a coin-flip tiebreaker against Korea Republic after the two teams had finished dead-even on results and goals. After eliminating three-time defending champion Mexico 2-1 in overtime in the quarterfinals and then topping Trinidad & Tobago 1-0 in the semifinals, Canada would pull off yet another shocker, being crowned 2000 Gold Cup champions after blanking Colombia 2-0 in the finals.



1998 Gold Cup

Venues: Miami, Fla., Oakland and Los Angeles, Calif., USA

The 1998 Gold Cup was the most successful yet for Concacaf, despite bad weather, postponed games and an historic USA-Brazil clash which was played with less than 24 hours notice for both teams.

Preki Radosavljevic was the story for the U.S. on the offensive end, scoring a brilliant late goal against Costa Rica to send the U.S. through to the semifinals. That goal would have been enough to lift Radosavljevic into U.S. prominence, but he did it one better in the USA's next match, an historic 1-0 triumph against Brazil courtesy of a 22-yard bomb from Preki in the 65th minute.

Of course, Preki's goal was only half the story, as goalkeeper Kasey Keller replaced Brad Friedel in the nets (who started the USA's first two matches) and stymied Romario and Brazil with a 10-save performance, widely considered to be the best in U.S. Soccer history. On the strength of that game alone, and a 1-0 loss to Mexico in the finals notwithstanding, Keller was voted the MVP of the tournament for just two games' work.

In the final, Mexican World Cup hero Luis Hernandez scored in the closing minutes of the first half to give the Tricolores a 1-0 victory against the U.S. National Team and the 1998 Gold Cup crown in front of a sold-out crowd of 91,255 fans at the Los Angeles Coliseum. The crowd was the fourth largest to watch the U.S. National Team

domestically, and could have included an additional 6,941 paid spectators who watched the game on a giant television screen inside the Los Angeles Sports Arena, adjacent to the Coliseum.

1996 Gold Cup

Venues: Anaheim, San Diego and Los Angeles, Calif., USA

With Brazil competing in the tournament for the first time via a special invitation, most eyes centered on the defending World Champions. But an impressive 2-0 victory by Mexico on a muddy, wet pitch in front of 88,155 rain-soaked fans handed Mexico their second straight Gold Cup victory. With goals from Luis Garcia and Cuauhtemoc Blanco, the Mexicans were able to stymie the Brazilian attack with help from muddy conditions. Nevertheless, the Brazilians impressed throughout the tournament with a young squad using the experience to prepare for the 1996 Summer Olympic Games.

For the U.S., the tournament wasn't as disappointing as their third place finish would seem. Only a third consecutive 1-0 defeat at the hands of Brazil kept the U.S. out of the finals after the team easily handled the rest of their opposition, including an impressive 3-0 victory against Guatemala in the third place match. That match featured Eric Wynalda's tournament-leading fourth goal, which was the 22nd of his international career, setting a new USA goal standard.

The MVP of the tournament, though, was probably former U.S. Secretary of State Henry Kissinger. The Nobel Peace Prize winner and lifelong soccer fan helped secure visas for scores of visiting players despite a U.S. government shutdown.

1993 Gold Cup

Venues: Dallas, Texas, USA; and Mexico City, Mexico

The second Gold Cup tournament wasn't quite as successful for the U.S., but the team still advanced to the finals where they fell to Mexico 4-0 at Azteca Stadium. Following three single-goal victories in the first round against Jamaica (1-0), Panama (2-1) and Honduras (1-0), the U.S. squared off against Costa Rica in the semifinals in Dallas. In that match, the U.S. extended their unbeaten Gold Cup run to nine-games with a 103rd minute golden goal from defender Cle Kooiman.

Meanwhile in Mexico City, where the Mexican team would play all their matches, the Tricolores were racing into the finals. Led by Luis Robert Alves (better known as Zague), the ruthlessly efficient Mexican attack produced 28 goals in five matches, overwhelming group foes Martinique (9-0) and Canada (8-0), while drawing with Costa Rica (1-1). Zague's seven goals against Martinique is, obviously, a Gold Cup record.

In front of a capacity crowd of 120,000, Zague scored again in the final as Mexico downed the U.S. 4-0. Zague finished the tournament with 12 goals in five matches, another Gold Cup record. Third place honors were split after a 1-1 draw between Costa Rica and Jamaica.

1991 Gold Cup

Venues: Los Angeles and Pasadena, Calif., USA



The U.S. surprised the region in 1991 when they swept their way to the inaugural Gold Cup championship. In the finals, the U.S. downed Honduras 4-3 in penalty kicks after the two teams went scoreless after 120 minutes of action in front of 39,873 fans at the L.A. Coliseum. It was in the semifinals, though, where the U.S. stunned all observers with a convincing 2-0 victory against Mexico behind goals from John Doyle and Peter Vermes.

In group play, Marcelo Balboa's stunning bicycle-kick goal capped off a last-minute comeback for the U.S. in their 2-1 victory over Trinidad & Tobago in the opening Gold Cup match. That victory was followed by wins against Guatemala (3-0) and Costa Rica (3-2), which set-up the U.S. heroics against Mexico.

Mexico was forced into the match-up with the U.S. when they lost their group to Honduras on goal differential. Honduras would later advance to the finals with a 2-0 semifinal victory against Costa Rica, which set-up a 2-0 victory for Mexico against the Ticos in the third place match.

ALL-TIME RESULTS - CONCACAF GOLD CUP

USA'S ALL-TIME GOLD CUP RECORD: 61-9-9 (162 GF, 55 GA)

(q) Quarterfinal (s) Semifinal (3) Third-place Match (f) Final

15th Concacaf Gold Cup - United States, Jamaica, Costa Rica '19

(Charlotte, N.C.; Cleveland, Ohio; Chicago, Ill.; Denver, Colo.; Frisco, Texas; Glendale, Ariz.; Harrison, N.J.; Houston, Texas; Kansas City, Kan.; Los Angeles, Calif.; Nashville, Tenn.; Pasadena, Calif.; Philadelphia, Pa.; St. Paul, Minn.; Kingston, Jamaica; San Jose, Costa Rica)

Date	Opponent	Result	U.S. Goal Scorers	Location	Attendance
July 7	Mexico (f)	0-1 L	-	Chicago, Ill.	63,493
July 3	Jamaica (s)	3-1 W	McKennie, Pulisic (2)	Nashville, Tenn.	28,473
June 30	Curaçao (q)	1-0 W	McKennie	Philadelphia, Pa.	26,233
June 26	Panama	1-0 W	Altidore	Kansas City, Kan.	17,037
June 22	Trinidad & Tobago	6-0 W	Long (2), Zardes (2), Pulisic, Arriola	Cleveland, Ohio	23,921
June 18	Guyana	4-0 W	Arriola, Ty. Boyd (2), Zardes	St. Paul, Minn.	19,418
Champion: Mexico			Runner-up: USA	USA finish: 2nd place	

14th Concacaf Gold Cup - United States '17

(Arlington, Texas; Cleveland, Ohio; Denver, Colo.; Frisco, Texas; Glendale, Ariz.; Harrison, N.J.; Houston, Texas; Nashville, Tenn.; Pasadena, Calif.; Philadelphia, Pa.; San Antonio, Texas; San Diego, Calif.; Santa Clara, Calif.; Tampa, Fla.)

Date	Opponent	Result	U.S. Goal Scorers	Location	Attendance
July 26	Jamaica (f)	2-1 W	Altidore, Morris	Santa Clara, Calif.	63,032
July 22	Costa Rica (s)	2-0 W	Altidore, Dempsey	Arlington, Texas	45,516
July 19	El Salvador (q)	2-0 W	O. Gonzalez, Lichaj	Philadelphia, Pa.	31,615
July 15	Nicaragua	3-0 W	Corona, Rowe, Miazga	Cleveland, Ohio	27,934
July 12	Martinique	3-2 W	O. Gonzalez, Morris (2)	Tampa, Fla.	23,368
July 8	Panama	1-1 T	Dwyer	Nashville, Tenn.	47,622
Champion: USA			Runner-up: Jamaica	USA finish: 1st place	

13th Concacaf Gold Cup - United States and Canada '15

(Baltimore, Md.; Charlotte, N.C.; Chicago, Ill.; Carson, Calif.; Chester, Pa.; East Rutherford, N.J.; Foxborough, Mass.; Frisco, Texas; Glendale, Ariz.; Houston, Texas; Kansas City, Kan.; Philadelphia, Pa.; Toronto, Ont.)

Date	Opponent	Result	U.S. Goal Scorers	Location	Attendance
July 25	Panama (3)	1-1 T (2-3 pk)	Dempsey	Chester, Pa.	12,598
July 22	Jamaica (s)	1-2 L	Bradley	Atlanta, Ga.	70,511
July 18	Cuba (q)	6-0 W	Dempsey (3), Zardes, Johannsson, Gonzalez	Baltimore, Md.	37,994
July 13	Panama	1-1 T	Bradley	Kansas City, Kan.	18,467
July 10	Haiti	1-0 W	Dempsey	Foxborough, Mass.	46,720
July 7	Honduras	2-1 W	Dempsey (2)	Frisco, Texas	22,357
Champion: Mexico			Runner-up: Jamaica	USA finish: 4th place	

12th Concacaf Gold Cup - United States '13

(Arlington, Texas; Atlanta, Ga.; Baltimore, Md.; Chicago, Ill.; Denver, Colo.; East Hartford, Conn.; Harrison, N.J.; Houston, Texas; Miami Gardens, Fla.; Pasadena, Calif.; Portland, Ore.; Sandy, Utah; Seattle, Wash.)

Date	Opponent	Result	U.S. Goal Scorers	Location	Attendance
July 28	Panama (f)	1-0 W	Shea	Chicago, Ill.	57,920
July 24	Honduras (s)	3-1 W	E. Johnson, Donovan (2)	Arlington, Texas	81,410
July 21	El Salvador (q)	5-1 W	Goodson, Corona, E. Johnson, Donovan, Diskerud	Baltimore, Md.	70,540
July 16	Costa Rica	1-0 W	Shea	East Hartford, Conn.	25,432
July 13	Cuba	4-1 W	Donovan, Corona, Wondolowski (2)	Sandy, Utah	17,597
July 9	Belize	6-1 W	Wondolowski (3), Holden, Orozco, Donovan	Portland, Ore.	18,724
Champion: United States			Runner-up: Panama	USA finish: 1st place	

11th Concacaf Gold Cup - United States '11

(Arlington, Texas; Carson, Calif.; Charlotte, N.C.; Chicago, Ill.; Detroit, Mich.; East Rutherford, N.J.; Harrison, N.J.; Houston, Texas; Kansas City, Kan.; Pasadena, Calif.; Miami, Fla.; Tampa, Fla.; Washington, D.C.)

Date	Opponent	Result	U.S. Goal Scorers	Location	Attendance
June 25	Mexico (f)	2-4 L	Bradley, Donovan	Pasadena, Calif.	93,420
June 22	Panama (s)	1-0 W	Dempsey	Houston, Texas	70,267
June 19	Jamaica (q)	2-0 W	Jones, Dempsey	Washington, D.C.	45,423
June 14	Guadeloupe	1-0 W	Altidore	Kansas City, Kan.	20,109
June 11	Panama	1-2 L	Goodson	Tampa, Fla.	27,731
June 7	Canada	2-0 W	Altidore, Dempsey	Detroit, Mich.	28,209
Champion: Mexico		Runner-up: USA		USA finish: 2nd place	

10th Concacaf Gold Cup - United States '09

(Arlington, Texas; Carson, Calif.; Chicago, Ill.; Columbus, Ohio; East Rutherford, N.J.; Foxborough, Mass.; Glendale, Ariz.; Houston, Texas; Miami, Fla.; Oakland, Calif.; Seattle, Wash.; Washington, D.C.)

Date	Opponent	Result	U.S. Goal Scorers	Location	Attendance
July 26	Mexico (f)	0-5 L	--	E. Rutherford, N.J.	79,156
July 23	Honduras (s)	2-0 W	Goodson, Cooper	Chicago, Ill.	55,173
July 18	Panama (q)	2-1 W (ot)	Beckerman, Cooper	Philadelphia, Pa.	31,087
July 11	Haiti	2-2 T	Arnaud, Holden	Foxborough, Mass.	24,137
July 8	Honduras	2-0 W	Quaranta, Ching	Washington, D.C.	26,079
July 4	Grenada	4-0 W	Adu, Holden, Rogers, Davies	Seattle, Wash.	15,387
Champion: Mexico		Runner-up: USA		USA finish: 2nd place	

9th Concacaf Gold Cup - United States '07

(Carson, Calif.; East Rutherford, N.J.; Foxborough, Mass.; Houston, Texas; Los Angeles, Calif.; Miami, Fla.)

Date	Opponent	Result	U.S. Goal Scorers	Location	Attendance
June 24	Mexico (f)	2-1 W	Donovan, Feilhaber	Chicago, Ill.	60,000
June 21	Canada (s)	2-1 W	Hejduk, Donovan	Chicago, Ill.	50,760
June 16	Panama (q)	2-1 W	Donovan, Bocanegra	Foxborough, Mass.	22,412
June 12	El Salvador	4-0 W	Beasley (2), Donovan, Twellman	Foxborough, Mass.	26,523
June 9	Trinidad & Tobago	2-0 W	Ching, Johnson	Carson, Calif.	27,000
June 7	Guatemala	1-0 W	Dempsey	Carson, Calif.	21,334
Champion: USA		Runner-up: Mexico		USA finish: 1st place	

8th Concacaf Gold Cup - United States '05

(Carson, Calif.; East Rutherford, N.J.; Foxborough, Mass.; Houston, Texas; Los Angeles, Calif.; Miami, Fla.; Seattle, Wash.)

Date	Opponent	Result	U.S. Goal Scorers	Location	Attendance
July 24	Panama (f)	0-0 T (3-1 pk)	--	E. Rutherford, N.J.	31,018
July 21	Honduras (s)	2-1 W	O'Brien, Onyewu	E. Rutherford, N.J.	41,721
July 16	Jamaica (q)	3-1 W	Beasley (2), Wolff	Foxborough, Mass.	22,108
July 12	Costa Rica	0-0 T	--	Foxborough, Mass.	15,211
July 9	Canada	2-0 W	Donovan, own goal	Seattle, Wash.	15,109
July 7	Cuba	4-1 W	Donovan (2), Dempsey, Beasley	Seattle, Wash.	15,8318
Champion: USA		Runner-up: Panama		USA finish: 1st place	

7th Concacaf Gold Cup - United States/Mexico '03

(Foxborough, Mass., Miami, Fla. & Mexico City)

Date	Opponent	Result	U.S. Goal Scorers	Location	Attendance
July 26	Costa Rica (3)	3-2 W	Stewart, Bocanegra, Convey	Miami, Fla.	5,093
July 23	Brazil (s)	1-2 L	Bocanegra	Miami, Fla.	35,211
July 19	Cuba (q)	5-0 W	Donovan (4), Ralston	Foxborough, Mass.	15,627
July 14	Martinique	2-0 W	McBride (2)	Foxborough, Mass.	8,780
July 12	El Salvador	2-0 W	Lewis, McBride	Foxborough, Mass.	33,652
Champion: Mexico		Runner-up: Brazil		USA finish: 3rd place	

6th Concacaf Gold Cup - United States '02 (Miami, Fla., & Pasadena, Calif.)

Date	Opponent	Result	U.S. Goal Scorers	Location	Attendance
Feb. 2	Costa Rica (f)	2-0 W	Wolff, Agoos	Pasadena, Calif.	14,432
Jan. 30	Canada (s)	0-0 T (4-2 pk)	—	Pasadena, Calif.	7,241
Jan. 27	El Salvador (q)	4-0 W	McBride (3), Razov	Pasadena, Calif.	31,628
Jan. 21	Cuba	1-0 W	McBride	Pasadena, Calif.	31,244
Jan. 19	Korea Republic	2-1 W	Donovan, Beasley	Pasadena, Calif.	42,117
Champion: USA			Runner-up: Costa Rica	USA finish: 1st place	

5th Concacaf Gold Cup - United States '00 (Miami, Fla., San Diego & Los Angeles, Calif.)

Date	Opponent	Result	U.S. Goal Scorers	Location	Attendance
Feb. 19	Colombia (q)	2-2 T (1-2 pk)	McBride, Armas	Miami, Fla.	32,972
Feb. 16	Peru	1-0 W	Jones	Miami, Fla.	36,004
Feb. 12	Haiti	3-0 W	Kirovski, Wynalda, Jones	Miami, Fla.	49,513
Champion: Canada			Runner-up: Colombia	USA finish: 5th place	

4th Concacaf Gold Cup - United States '98 (Miami, Fla., Oakland & Los Angeles, Calif.)

Date	Opponent	Result	U.S. Goal Scorers	Location	Attendance
Feb. 15	Mexico (f)	0-1 L	—	Los Angeles, Calif.	91,255
Feb. 10	Brazil (s)	1-0 W	Radosavljevic	Los Angeles, Calif.	12,298
Feb. 7	Costa Rica	2-1 W	Pope, Radosavljevic	Oakland, Calif.	36,240
Feb. 1	Cuba	3-0 W	Wegerle, Wynalda, Moore	Oakland, Calif.	11,234
Champion: Mexico			Runner-up: United States	USA finish: 2nd place	

3rd Concacaf Gold Cup - United States '96 (Anaheim, Los Angeles & San Diego, Calif.)

Date	Opponent	Result	U.S. Goal Scorers	Location	Attendance
Jan. 21	Guatemala (3)	3-0 W	Agoos, Kirovski, Wynalda	Los Angeles, Calif.	88,000
Jan. 18	Brazil (s)	0-1 L	—	Los Angeles, Calif.	22,038
Jan. 16	El Salvador	2-0 W	Balboa, Wynalda	Anaheim, Calif.	52,355
Jan. 13	Trinidad & Tobago	3-2 W	Moore, Wynalda (2)	Anaheim, Calif.	12,425
Champion: Mexico			Runner-up: Brazil	USA finish: 3rd place	

2nd Concacaf Gold Cup - Mexico & United States '93 (Dallas, Texas & Mexico City, D.F.)

Date	Opponent	Result	U.S. Goal Scorers	Location	Attendance
July 25	Mexico (f)	0-4 L	—	Mexico City, Mexico	120,000
July 21	Costa Rica (s)	1-0 W (ot)	Kooiman	Dallas, Texas	14,826
July 17	Honduras	1-0 W	Lalas	Dallas, Texas	18,107
July 14	Panama	2-1 W	Dooley, Wynalda	Dallas, Texas	13,771
July 10	Jamaica	1-0 W	Wynalda	Dallas, Texas	11,642
Champion: Mexico			Runner-up: United States	USA finish: 2nd place	

1st Concacaf Gold Cup - United States '91 (Los Angeles & Pasadena, Calif.)

Date	Opponent	Result	U.S. Goal Scorers	Location	Attendance
July 7	Honduras (f)	0-0 T (4-3 pk)	—	Los Angeles, Calif.	39,873
July 5	Mexico (s)	2-0 W	Doyle, Vermes	Los Angeles, Calif.	41,103
July 3	Costa Rica	3-2 W	Perez, Vermes, own goal	Los Angeles, Calif.	36,703
July 1	Guatemala	3-0 W	Murray, Quinn, Wynalda	Pasadena, Calif.	6,344
June 29	Trinidad & Tobago	2-1 W	Balboa, Murray	Pasadena, Calif.	18,435
Champion: USA			Runner-up: Honduras	USA finish: 1st place	

ALL-TIME CONCACAF GOLD CUP REGISTER

As of 2019 Concacaf Gold Cup

Name	GP	G	A	Name	GP	G	A	Name	GP	G	A
Acosta, Kellyn	5	0	0	Guzan, Brad	8	0	0	Pulisic, Christian	6	3	3
Adu, Freddy	4	1	1	Hahnemann, Marcus	1	0	0	Quaranta, Santino	7	0	1
Agoos, Jeff	15	2	1	Hamid, Bill	1	0	0	Quinn, Brian	5	1	0
Agudelo, Juan	8	0	2	Harkes, John	11	0	0	Radosavljevic, Preki	4	2	0
Altidore, Jozy	13	5	1	Heaps, Jay	4	0	0	Ralston, Steve	11	1	3
Arriola, Paul	10	2	1	Hedges, Matt	2	0	0	Ramos, Tab	8	0	1
Alvarado, Ventura	3	0	0	Hejduk, Frankie	21	1	1	Razov, Ante	3	1	1
Armas, Chris	14	1	1	Henderson, Chris	11	0	1	Ream, Tim	9	0	0
Armstrong, Desmond	9	0	0	Holden, Stuart	10	3	3	Reyna, Claudio	12	0	4
Arnaud, Davy	5	1	1	Howard, Tim	13	0	0	Rimando, Nick	5	0	0
Balboa, Marcelo	9	2	0	Johannsson, Aron	5	1	1	Robles, Luis	1	0	0
Beasley, DaMarcus	23	6	5	Johnson, Eddie	6	3	1	Rogers, Robbie	5	1	2
Beckerman, Kyle	16	1	2	Johnson, Fabian	6	0	1	Roldan, Cristian	5	0	0
Bedoya, Alejandro	14	0	6	Johnson, Sean	2	0	0	Rowe, Kelyn	2	1	1
Beltran, Tony	1	0	0	Jones, Cobi	20	2	1	Sanneh, Tony	2	0	0
Berhalter, Gregg	1	0	0	Jones, Jermaine	6	1	0	Savage, Bruce	1	0	0
Besler, Matt	7	0	0	Keller, Kasey	23	0	0	Shea, Brek	6	1	0
Bocanegra, Carlos	19	3	0	Kinnear, Dominic	6	0	0	Simek, Frank	3	0	0
Bornstein, Jonathan	1	0	0	Kirovski, Jovan	5	2	0	Sorber, Mike	1	0	0
Boyd, Tyler	4	2	0	Kljestan, Sacha	6	0	0	Spector, Jonathan	3	0	0
Bradley, Michael	25	3	7	Kooiman, Cle	5	1	0	Steffen, Zack	5	0	0
Brooks, John	4	0	0	Lagos, Manny	1	0	0	Stewart, Earnie	5	1	0
Brown, C.J.	3	0	0	Lalas, Alexi	12	1	3	Torres, Jose	5	0	0
Burns, Mike	8	0	0	Lassiter, Roy	3	0	0	Trapp, Wil	2	0	0
Califf, Danny	4	0	0	Lewis, Eddie	12	1	4	Tritttschuh, Steve	1	0	0
Caligiuri, Paul	8	0	1	Lewis, Jonathan	1	0	0	Twelman, Taylor	6	1	1
Cannon, Reggie	4	0	0	Lichaj, Eric	6	1	1	Vanney, Greg	8	0	2
Casey, Conor	1	0	0	Lima, Nick	3	0	1	Vermes, Peter	6	2	0
Castillo, Edgar	1	0	1	Llamosa, Carlos	1	0	0	Villafaña, Jorge	4	0	0
Chandler, Timmy	4	0	1	Long, Aaron	5	2	0	Wegerle, Roy	9	1	2
Cherundolo, Steve	11	0	1	Lovitz, Daniel	3	0	0	West, Brian	2	0	0
Ching, Brian	9	2	1	Maisonneuve, Brian	1	0	0	Williams, Richie	4	0	0
Clark, Colin	1	0	0	Mapp, Justin	1	0	1	Wolff, Josh	9	2	0
Clark, Ricardo	4	0	0	Marshall, Chad	5	0	0	Wondolowski, Chris	11	5	1
Clavijo, Fernando	9	0	0	Mastroeni, Pablo	16	0	0	Wynalda, Eric	21	9	6
Conrad, Jimmy	8	0	0	Mathis, Clint	7	0	0	Yedlin, DeAndre	5	0	1
Convey, Bobby	4	1	0	McBride, Brian	14	8	3	Zardes, Gyasi	16	4	2
Cooper, Kenny	5	2	0	McCarty, Dax	5	0	0	Zimmerman, Walker	3	0	0
Corona, Joe	9	3	0	McKennie, Weston	5	2	1	Zusi, Graham	7	0	1
Cronin, Sam	2	0	0	Meola, Tony	10	0	0				
Cunningham, Jeff	2	0	1	Miazga, Matt	4	1	0				
Davies, Charlie	3	1	1	Michallik, Janusz	1	0	0				
Davis, Brad	2	0	0	Mihailovic, Djordje	2	0	0				
DeMerit, Jay	2	0	0	Moore, Joe-Max	10	2	1				
Dempsey, Clint	24	13	5	Morales, Alfredo	1	0	0				
Diskerd, Mix	8	1	0	Morris, Jordan	11	3	2				
Donovan, Landon	34	18	14	Morrow, Justin	2	0	0				
Dooley, Thomas	8	1	1	Mulrooney, Richard	4	0	0				
Doyle, John	4	1	0	Murray, Bruce	5	2	1				
Dwyer, Dom	2	1	0	Nagbe, Darlington	3	0	0				
Eck, Ted	4	0	0	Noonan, Pat	3	0	0				
Edu, Maurice	3	0	0	O'Brien, John	6	1	0				
Evans, Brad	7	0	0	Olsen, Ben	7	0	0				
Feilhaber, Benny	6	1	0	Onyewu, Oguchi	10	1	0				
Fraser, Robin	2	0	0	Orozco, Michael	4	1	0				
Friedel, Brad	5	0	0	Parkhurst, Michael	10	0	1				
Garza, Greg	1	0	0	Pause, Logan	5	0	1				
Gibbs, Cory	3	0	0	Pearce, Heath	5	0	1				
Gomez, Herculez	2	0	0	Perez, Hugo	5	1	0				
Gonzalez, Omar	11	3	0	Perkins, Troy	5	0	0				
Goodson, Clarence	15	3	0	Pontius, Chris	3	0	0				
Gordon, Alan	1	0	0	Pope, Eddie	8	0	0				

LEADERS

As of 2019 Concacaf Gold Cup

CAPS

	Name	Caps
1.	Donovan, Landon	34
2.	Dempsey, Clint	25
	Beasley, DaMarcus	23
	Keller, Kasey	23
5.	Hejduk, Frankie	21
	Wynalda, Eric	21
7.	Bradley, Michael	20
	Jones, Cobi	20
9.	Bocanegra, Carlos	19
10.	Mastroeni, Pablo	16
	Beckerman, Kyle	16
	Zardes, Gyasi	16
12.	Agoos, Jeff	15
	Goodson, Clarence	15
14.	Armas, Chris	14
	Bedoya, Alejandro	14
	McBride, Brian	14

GOALS

	Name	Goals
1.	Donovan, Landon	18
2.	Dempsey, Clint	13
3.	Wynalda, Eric	9
4.	McBride, Brian	8
5.	Beasley, DaMarcus	6
6.	Wondolowski, Chris	5
7.	Altidore, Jozy	4
8.	Bocanegra, Carlos	3
	Bradley, Michael	3
	Corona, Joe	3
	Goodson, Clarence	3
	Gonzalez, Omar	3
	Holden, Stuart	3
	Johnson, Eddie	3
	Morris, Jordan	3
15.	Agoos, Jeff	2
	Balboa, Marcelo	2
	Ching, Brian	2
	Cooper, Kenny	2
	Corona, Joe	2
	Jones, Cobi	2
	Kirovski, Jovan	2
	Moore, Joe-Max	2
	Murray, Bruce	2
	Radosavljevic, Preki	2
	Vermes, Peter	2
	Wolff, Josh	2

ASSISTS

	Name	Assists
1.	Donovan, Landon	14
2.	Bradley, Michael	7
	Bedoya, Alejandro	6
	Wynalda, Eric	6
5.	Beasley, DaMarcus	5
	Dempsey, Clint	5
7.	Lewis, Eddie	4
	Reyna, Claudio	4
9.	Holden, Stuart	3
	Lalas, Alexi	3
	McBride, Brian	3
	Ralston, Steve	3


GOALKEEPERS

WINS

	Name	Wins
1.	Keller, Kasey	17
2.	Howard, Tim	11
3.	Rimando, Nick	5
4.	Friedel, Brad	4
	Guzan, Brad	4
	Meola, Tony	4
	Perkins, Troy	4

SHUTOUTS

	Name	Shutouts
1.	Keller, Kasey	14
2.	Howard, Tim	8
3.	Friedel, Brad	3
	Meola, Tony	3
	Perkins, Troy	3
6.	Guzan, Brad	2



OLYMPIC HISTORY

HISTORY OF SOCCER PARTICIPATION

The first official men's Olympic soccer tournament dates back to the 1908 London Games, where Great Britain defeated Denmark to claim the first soccer gold medal. Since that time soccer has been part of every Olympic Games program, with the exception of the 1932 Los Angeles Games. The 1940 and 1944 Olympic Games were canceled completely due to the political tensions surrounding World War II.

The United States has competed in the men's Olympic competition 13 times, including five straight tournaments from 1984 to 2000. In addition, the U.S. qualified for – but did not compete in – the 1980 Moscow Games following a boycott by the U.S. Olympic Committee. The U.S. missed out on qualifying for the 2004 Athens Olympics, but returned in 2008 after finishing second at the CONCACAF qualifying event, which was held in the U.S.

Up until and including the 1988 Seoul Games, the Olympic soccer tournament was an unrestricted event, and thus the U.S. Olympic Soccer Team was essentially the U.S. National Team. However the tournament structure has changed since that time, and the restrictions on age and experience of players involved in Olympic competition has been under review by FIFA, which makes all tournament recommendations to the International Olympic Committee (IOC).

The 1992 Barcelona Games proved to be the turning point for the Olympic soccer tournament, which was competed as an Under-23 event for the first time. Host Spain captured the title at Barcelona's famed Nou Camp Stadium in front of 95,000 jubilant fans. Spain's progress in the tournament aided struggling attendances in 1992, which were far lower than expected. There is little doubt that the poor attendance in Spain played a role in the changes made for the 1996 Atlanta Games.

Not only did Atlanta '96 signify the first time women's soccer was included in the Olympic Program, but the men's tournament was adapted from its Under-23 format in 1992 to include three "overage" players. "Overage" players are either over 23 years of age or have previously played in an Olympic soccer tournament. Claudio Reyna (who was age eligible in 1996, but had competed for the U.S. in 1992), Kasey Keller and Alexi Lalas were the USA's overage players in 1996.

In 2000, veteran defenders Jeff Agoos and Frankie Hejduk, as well as goalkeeper Brad Friedel, were selected as the USA's overage players, helping the team on an unprecedented tournament run, which saw the U.S. advance to the medal round before falling in the semifinals to a strong Spain team.

For the 2008 Olympics in China, Brian McBride agreed to come out of international retirement and captained a team that included U-23 stars Sacha Kljestan and Freddy Adu, who had paced the U.S. through qualifying. After a 1-0 victory against Japan in the first game, the U.S. was minutes away from upsetting reigning European champions the Netherlands, but had to settle for a 2-2 tie after giving up a late free kick goal. In the third group game, eventual runner-up Nigeria took advantage of a third-minute red card to Michael Orozco and held on for a 2-1 win to send the U.S. home despite earning four points.

In 2012, the U.S. Men were eliminated in CONCACAF qualifying in March, dropping to third place

in its group following a late El Salvador goal in the closing seconds of a 3-3 draw on March 26. The U.S. met a similar fate in 2016. Finishing third in CONCACAF, the team had to face South American power Colombia in a home-and-away playoff, which went the way of the Colombians.

The U.S. Women's National Team claimed the inaugural gold medal at the Atlanta Games with a 2-1 victory against China before 76,481 fans on Aug. 1, 1996, in Athens, Ga. The attendance mark, which at the time was the largest crowd to ever watch a women's athletic event, set the stage for the incredibly successful Women's World Cup hosted by the U.S. in 1999.

As they did in 1996, the U.S. Women had a strong run to the medal stand in 2000, winning the "Group of Death" that included China, Nigeria and Norway. In the gold medal match, a feisty Norwegian team refused to yield and eventually took home the title with a thrilling 3-2 overtime triumph.

The 2004 Games in Athens, Greece were a fitting end for a number of U.S. veterans, including Mia Hamm, Julie Foudy and Joy Fawcett, who went out of the sport as they came into it: as champions. The never-say-die team won both its semifinal and final matches in overtime, courtesy of a Heather O'Reilly strike against Germany and an Abby Wambach goal against Brazil to claim the gold.

Four years later, the U.S. came into the Olympics without Wambach, the team's top scorer who broke her leg in a preparation match. With Pia Sundhage leading the team into her first World Championship as head coach, a new class of players including Hope Solo, Carli Lloyd and surprise leading scorer Angela Hucles led the team to gold with a 1-0 victory over Brazil.

In 2012, the U.S. Women went undefeated at 6-0-0 for the first time at an Olympic tournament. The USA's run included a thrilling come-from-behind victory in the semifinal against Canada, with Alex Morgan scoring the game-winner in the 123rd minute for the latest goal ever scored in a FIFA competition. In the gold medal match, Lloyd scored both U.S. goals against Japan in front of more than 80,000 spectators at Wembley Stadium in London, and the USA became the first country – in both men's and women's soccer – to earn a fourth gold.

Fresh from winning the 2015 FIFA Women's World Cup, the U.S. WNT had its sights set on winning the Rio Olympics to become the first team to win both tournaments back to back. After a determined march through a tough group, the U.S. went out in the first knockout round on PKs to a decidedly defensive Sweden.

ALL-TIME OLYMPIC RESULTS MEN'S OLYMPIC SOCCER TOURNAMENT

1924 - 1988	U.S. National Team U.S. National Team	Olympic finals record: 2-10-4 Olympic qualifying record: 18-10-8
1992 - present	U-23 National Team U-23 National Team	Olympic finals record: 4-5-6 Olympic qualifying record: 21-7-6

Rio de Janeiro 2016 – Qualifying

Date	Opponent	Result	U.S. Goals	Location	Attendance
March 29, 2016	Colombia+	1-2 L	own goal	Frisco, Texas	7,998
March 25, 2016	Colombia+	1-1 T	Gil	Barranquilla, Colombia	–
Oct. 13, 2015	Canada	2-0 W	Pelosi, Kiesewetter	Sandy, Utah	4,760
Oct. 10, 2015	Honduras	0-2 L	–	Sandy, Utah	2,633
Oct. 6, 2015	Panama	4-0 W	own goal, Kiesewetter, Morris, Gil	Commerce City, Colo.	3,313
Oct. 3, 2015	Cuba	6-1 W	Kiesewetter (2), Carter-Vickers, Miazga, Hyndman, Hernandez	Kansas City Kan.	3,755
Oct. 1, 2015	Canada	3-1 W	Morris (2), Gil	Kansas City, Kan.	3,827

+ Matches against Colombia were an intercontinental playoff
(continued on next page)

London 2012 – Qualifying

Date	Opponent	Result	U.S. Goals	Location	Attendance
March 26, 2012	El Salvador	3-3 T	Terrence Boyd (2), Joe Corona	Nashville, Tenn.	7,889
March 24, 2012	Canada	0-2 L	–	Nashville, Tenn.	10,578
March 22, 2012	Cuba	6-0 W	Joe Corona (3), Juan Agudelo, own goal, Freddy Adu	Nashville, Tenn.	4,269

Beijing 2008 – Finals

Date	Opponent	Result	U.S. Goals	Location	Attendance
Aug. 13, 2008	Nigeria	1-2 L	Sacha Kljestan	Beijing, China	48,096
Aug. 10, 2008	Netherlands	2-2 T	Jozy Altidore, Sacha Kljestan	Tianjin, China	45,016
Aug. 7, 2008	Japan	1-0 W	Stuart Holden	Tianjin, China	37,177

Beijing 2008 – Qualifying

Date	Opponent	Result	U.S. Goals	Location	Attendance
March 23, 2008	Honduras	0-1 L	–	Nashville, Tenn.	12,663
March 20, 2008	Canada	3-0 W	Freddy Adu (2), Sacha Kljestan	Nashville, Tenn.	13,201
March 15, 2008	Honduras	1-0 W	Eddie Gaven	Tampa, Fla.	10,974
March 13, 2008	Panama	1-0 W	Freddy Adu	Tampa, Fla.	3,855
March 11, 2008	Cuba	1-1 T	Freddy Adu	Tampa, Fla.	4,259

Athens 2004 – Qualifying

Date	Opponent	Result	U.S. Goals	Location	Attendance
Feb. 12, 2004	Honduras	1-1 T (2-4 pk)	Alecko Eskandarian	Guadalajara, Mexico	45,000
Feb. 10, 2004	Mexico	0-4 L	–	Guadalajara, Mexico	60,000
Feb. 7, 2004	Honduras	4-3 W	Alecko Eskandarian (3), Kyle Beckerman	Guadalajara, Mexico	500
Feb. 5, 2004	Canada	2-0 W	Bobby Convey (2)	Guadalajara, Mexico	1,500
Feb. 3, 2004	Panama	4-3 W	Bobby Convey (2), Brad Davis, Landon Donovan	Guadalajara, Mexico	1,500

Sydney 2000 – Finals

Date	Opponent	Result	U.S. Goals	Location	Attendance
Sept. 29, 2000	Chile	0-2 L *	–	Sydney, Australia	26,381
Sept. 26, 2000	Spain	1-3 L *	Pete Vagenas	Sydney, Australia	39,800
Sept. 23, 2000	Japan	2-2 T (5-4 pk)	Josh Wolff, Pete Vagenas	Adelaide, Australia	18,345
Sept. 19, 2000	Kuwait	3-1 W	Danny Califf,	Melbourne, Australia	20,000
Sept. 16, 2000	Cameroon	1-1 T	Pete Vagenas, Chris Albright, Landon Donovan	Canberra, Australia	24,800
Sept. 13, 2000	Czech Republic	2-2 T	Chris Albright, Josh Wolff	Canberra, Australia	24,800

Sydney 2000 – Qualifying

Date	Opponent	Result	U.S. Goals	Location	Attendance
April 30, 2000	Honduras	1-2 L	Josh Wolff	Hershey, Pa.	12,126
April 28, 2000	Guatemala	4-0 W	Landon Donovan (2), John O'Brien, Josh Wolff	Hershey, Pa.	12,299
April 25, 2000	Canada	0-0 T	–	Hershey, Pa.	5,798
April 21, 2000	Honduras	3-0 W	Chris Albright (2), John Thornington	Hershey, Pa.	11,229

Atlanta 1996 – Finals

Date	Opponent	Result	U.S. Goals	Location	Attendance
July 24, 1996	Portugal	1-1 T	Brian Maisonneuve	Washington, D.C.	58,012
July 22, 1996	Tunisia	2-0 W	Jovan Kirovski, Brian Maisonneuve	Birmingham, Ala.	45,687
July 20, 1996	Argentina	1-3 L	Claudio Reyna	Birmingham, Ala.	83,183

(The U.S. automatically qualified as host country for the 1996 Olympics)

Barcelona 1992 - Finals

Date	Opponent	Result	U.S. Goals	Location	Attendance
July 29, 1992	Poland	2-2 T	Erik Imler, Steve Snow	Zaragoza, Spain	3,000
July 27, 1992	Kuwait	3-1 W	Dario Brose, Manny Lagos, Steve Snow	Zaragoza, Spain	4,500
July 24, 1992	Italy	1-2 L	Joe-Max Moore	Barcelona, Spain	18,000

Barcelona 1992 - Qualifying

Date	Opponent	Result	U.S. Goals	Location	Attendance
May 17, 1992	Canada	1-2 L	Steve Snow	Saint John, Canada	2,500
May 10, 1992	Canada	3-1 W	Steve Snow (2), Claudio Reyna	Bloomington, Ind.	6,582
April 26, 1992	Mexico	3-0 W	Steve Snow (2), Chris Henderson	Bethlehem, Pa.	13,927
April 19, 1992	Honduras	4-3 W	Claudio Reyna, Alexi Lalas, Steve Snow, Dante Washington	San Pedro Sula, Honduras	25,000
April 5, 1992	Honduras	4-3 W	Steve Snow (3), Yari Alnutt	St. Louis, Mo.	5,612
March 25, 1992	Mexico	2-1 W	Chris Henderson, Mike Lapper	Mexico City, Mexico	41,000
Aug. 25, 1991	Haiti	2-0 W	Dante Washington, Joe-Max Moore	Port-au-Prince, Haiti	n/a
June 23, 1991	Haiti	8-0 W	Curt Onalfo (2), Alexi Lalas (2), Dante Washington (2), Claudio Reyna, Manny Lagos	Colorado Springs, Colo.	2,198
July 20, 1991	Panama	7-1 W	D. Washington (2), Steve Snow, Chris Henderson, Curt Onalfo (2), Dario Brose	Dublin, Ohio	10,256
July 14, 1991	Panama	1-1 T	Dante Washington	Panama City, Panama	12,000

Seoul 1988 - Finals

Date	Opponent	Result	U.S. Goals	Location	Attendance
Sept. 22, 1988	Soviet Union	2-4 L	John Doyle, Brent Goulet	Taegu, South Korea	20,000
Sept. 20, 1988	Korea Republic	0-0 T	-	Pusan, South Korea	22,000
Sept. 18, 1988	Argentina	1-1 T	Mike Windischmann	Taegu, South Korea	18,500

Seoul 1988 - Qualifying

Date	Opponent	Result	U.S. Goals	Location	Attendance
May 25, 1988	El Salvador	4-1 W	Rick Davis, Brent Goulet (2), own goal	Indianapolis, Ind.	9,520
Oct. 18, 1987	El Salvador	4-2 W	Brent Goulet, Frank Klopas, Frank Klopas, Hugo Perez (2)	San Salvador, El Salvador	45,000
Sept. 20, 1987	Trinidad & Tob.	1-0 W	Hugo Perez	Port of Spain, Trinidad (est.)	10,000
Sept. 5, 1987	Trinidad & Tob.	4-1 W	John Stollmeyer, Brent Goulet (3)	St. Louis, Mo.	n/a
May 30, 1987	Canada	3-0 W	Paul Krumpke, Jim Gabarra	St. Louis, Mo.	n/a
May 23, 1987	Canada	0-2 L	-	Saint John, Canada	n/a

Los Angeles 1984 - Finals

Date	Opponent	Result	U.S. Goals	Location
Aug. 2, 1984	Egypt	1-1 T	own goal	Palo Alto, Calif.
July 31, 1984	Italy	0-1 L	-	Pasadena, Calif.
July 29, 1984	Costa Rica	3-0 W	Rick Davis (2), Jean Willrich	Palo Alto, Calif.

(The U.S. automatically qualified as host country for the 1984 Olympics)

Moscow 1980 - Qualifying

Date	Opponent	Result	U.S. Goals	Location
April 2, 1980	Suriname	2-4 L	Njego Pesa, Juli Vee	Paramaribo, Suriname
March 25, 1980	Costa Rica	1-1 T	Don Ebert	Edwardsville, Ill.
March 20, 1980	Costa Rica	1-0 W	Don Ebert	San Jose, Costa Rica
March 16, 1980	Suriname	2-1 W	Joseph Morrone, Don Ebert	Orlando, Fla.
Dec. 12, 1979	Bermuda	5-0 W	Rick Davis, Louis Nachoff, George Nachoff, Greg Villa, own goal	Ft. Lauderdale, Fla.
Dec. 2, 1979	Bermuda	3-0 W	Angelo DiBernardo, Rick Davis, Njego Pesa	Hamilton, Bermuda
June 3, 1979	Mexico	2-0 W ^	-	New York, N.Y.
May 23, 1979	Mexico	2-0 W ^	-	Leon, Mexico

Key: ^ forfeit

In 1979, the USA won its two qualification matches against Mexico by forfeit because Mexico illegally used professional players. The USA lost the actual matches 4-0 and 2-0.

(continued on next page)

Montreal 1976 - Qualifying

Date	Opponent	Result	U.S. Goals	Location
Aug. 28, 1975	Mexico	2-4 L	George Chapla, Telmo Pires	Wilmington, Del.
Aug. 25, 1975	Mexico	0-8 L	-	Toluca, Mexico
April 27, 1975	Bermuda	2-0 W	Chris Bahr (2)	San Francisco, Calif.
April 20, 1975	Bermuda	2-3 L	John Stremlau, Len Salvemini	Hamilton, Bermuda

Munich 1972 - Finals

Date	Opponent	Result	U.S. Goals	Location
Aug. 31, 1972	W. Germany	0-7 L	-	Munich, West Germany
Aug. 29, 1972	Malaysia	0-2 L	-	Ingolstadt, West Germany
Aug. 27, 1972	Morocco	0-0 T	-	Augsburg, West Germany

Munich 1972 - Qualifying

Date	Opponent	Result	U.S. Goals	Location
May 14, 1972	Jamaica	2-1 W	John Careenza, Manny Hernandez	St. Louis, Mo.
May 10, 1972	Mexico	2-2 T	Mike Seerey (2)	San Francisco, Calif.
April 25, 1972	Guatemala	2-1 W	Mike Seerey (2)	Miami, Fla.
April 16, 1972	Guatemala	2-3 L	Joey Hamm, John Careenza	Guatemala City, Guatemala
Jan. 23, 1972	Mexico	1-1 T	John Careenza	Guadalajara, Mexico
Jan. 16, 1972	Jamaica	1-1 T	Archie Roboostoff	Kingston, Jamaica
Sept. 18, 1971	El Salvador	1-0 W	Al Trost	Kingston, Jamaica
Aug. 22, 1971	Barbados	3-1 W	Buzz Demling, Al Trost, John Careenza	Bridgetown, Barbados
Aug. 15, 1971	El Salvador	1-1 T	Manny Hernandez	San Salvador, El Salvador
July 25, 1971	Barbados	3-0 W	Steve Gay (3)	Miami, Fla.
July 18, 1971	El Salvador	1-1 T	John Careenza	Miami, Fla.

Mexico City 1968 - Qualifying

Date	Opponent	Result	U.S. Goals	Location
May 27, 1967	Bermuda	0-1 L	-	Chicago, Ill.
May 21, 1967	Bermuda	1-1 T	Janos Benedek	Hamilton, Bermuda

Tokyo 1964 - Qualifying

Date	Opponent	Result	U.S. Goals	Location
March 20, 1964	Mexico	1-2 L	Carl Gentile	Mexico City, Mexico
March 18, 1964	Panama	4-2 W	Wolfgang Wostl, Carl Gentile (3)	Mexico City, Mexico
March 16, 1964	Suriname	0-1 L	-	Mexico City, Mexico

Rome 1960 - Qualifying

Date	Opponent	Result	U.S. Goals	Location
Nov. 22, 1959	Mexico	1-1 T	Eddie Murphy	Los Angeles, Calif.
Oct. 8, 1959	Mexico	0-2 L	-	Mexico City, Mexico

Melbourne 1956 - Finals

Date	Opponent	Result	U.S. Goals	Location
Nov. 28, 1956	Yugoslavia	1-9 L	Al Zerhusen	Melbourne, Australia

Helsinki 1952 - Finals

Date	Opponent	Result	U.S. Goals	Location
July 16, 1952	Italy	0-8 L	-	Tampere, Finland

London 1948 - Finals

Date	Opponent	Result	U.S. Goals	Location
Aug. 2, 1948	Italy	0-9 L	-	London, England

Berlin 1936 - Finals

Date	Opponent	Result	U.S. Goals	Location
Aug. 3, 1936	Italy	0-1 L	-	Berlin, Germany

Amsterdam 1928 - Finals

Date	Opponent	Result	U.S. Goals	Location
May 30, 1928	Argentina	2-11 L	Rudolf Kunter, Henry Carroll	Amsterdam, Holland

Paris 1924 - Finals

Date	Opponent	Result	U.S. Goals	Location
May 29, 1924	Uruguay	0-3 L	-	Paris, France
May 25, 1924	Estonia	1-0 W	A.J. Straden	Paris, France

* 2000 Olympic Men's Soccer Tournament Medal Round



U.S. MNT MNT HISTORY WORLD CUP HISTORY PROGRAMS COMPETITIONS U.S. HISTORY & INFO

All-Time Olympic Results and Lineups

Key:

+ *Olympic Qualifying*
+ *Olympic Games*
* *Intercontinental Playoff*

March 29, 2016 vs. Colombia (og) * Frisco, Texas: 1-2 Horvath Acosta Miazga Parker Payne (Gil) Trapp Hyndman Arriola (Kiesewetter) Polster Morris (Shelton) Rodriguez	March 25, 2016 vs. Colombia * at Barranquilla, Colombia: 1-1 Horvath (Cropper) Acosta Miazga Parker E. Miller Trapp Polster Hyndman Gil-1 (Alashe) Rodriguez (Kiesewetter) Morris	Oct. 13, 2015 vs. Canada + @ Sandy, Utah.: 2-0 Horvath Polster Miazga Carter-Vickers Pelosi-1 Kiesewetter-1 (Okwuonu) Alashe Trapp (c) Serna (Gil) Bunbury (Hyndman) Morris	Oct. 10, 2015 vs. Honduras + @ Sandy, Utah.: 0-2 Horvath Okwuonu (Ariyibi) Miazga Carter-Vickers Serna Polster Hyndman (Alashe) Trapp (c) Kiesewetter Gil (Hernandez) Morris	Oct. 6, 2015 vs. Panama + @ Commerce City, Colo.: 4-0 (og) Horvath Okwuonu Packwood Carter-Vickers Serna Polster (Hyndman) Gil-1 (c) Zelalem (Morris-1) Tall (Kiesewetter-1) Hernandez Ariyibi	
Oct. 3, 2015 vs. Cuba + @ Kansas City, Kan.: 6-1 Steffen Polster (Ariyibi) Miazga-1 Carter-Vickers-1 Okwuonu Gil Trapp (c) Pelosi Hyndman-1 Kiesewetter-2 (Tall) Morris (Hernandez-1)	Oct. 1, 2015 vs. Canada + @ Kansas City, Kan.: 3-1 Steffen Polster Miazga Carter-Vickers Serna Alashe (Okwuonu) Trapp (c) Zelalem (Pelosi) Hyndman (Gil-1) Kiesewetter Morris-2	March 26, 2012 vs. El Salvador + @ Nashville, Tenn.: 3-3 Hamid (S. Johnson) Sarkodie Opara Kitchen Villafaña Okugo Diskerud Corona-1 (Stephens) Adu (c) (Gyau) Boyd-2 Shea	March 24, 2012 vs. Canada + @ Nashville, Tenn.: 0-2 Hamid Valentin Opara Kitchen Villafaña Jeffrey (Okugo) Diskerud Corona (Gyau) Adu (c) Bunbury (Boyd) Shea	March 22, 2012 vs. Cuba + (og) @ Nashville, Tenn.: 6-0 Hamid Sarkodie Opara Kitchen Valentin Jeffrey (Okugo) Diskerud Corona-3 Adu-1 (c) Agudelo-1 (Bunbury) Shea (Gyau)	Aug. 13, 2008 vs. Nigeria ++ @ Beijing, China: 1-2 Guzan Wynne Edu Parkhurst Orozco Fiscal Rogers Holden (Davies) Kjjestan-1 Szetela (McCarty) McBride (c) Altdiore (Feilhaber)
Aug. 10, 2008 vs. Netherlands ++ @ Tianjin, China: 2-2 Guzan Wynne Edu Parkhurst Orozco Fiscal Holden Bradley Kjjestan-1 Rogers (Altdiore-1) Adu (Feilhaber) McBride (c)	Aug. 7, 2008 vs. Japan ++ @ Tianjin, China: 1-0 Wynne Edu Parkhurst Orozco Fiscal Holden-1 (Feilhaber) Bradley Kjjestan Rogers (Szetela) Adu McBride (c) (Altdiore)	March 23, 2008 vs. Honduras + @ Nashville, Tenn.: 0-1 Cervi Hill Orozco Fiscal Spector Freeman (Edu) Holden (Wynne) Kjjestan (c) Sturgis Gaven Adu-2 (Gaven) Altdiore (Davies)	March 20, 2008 vs. Canada + @ Nashville, Tenn.: 3-0 Cervi Wynne Orozco Fiscal Spector Sturgis Kjjestan-1 (Findley) Edu (c) McCarty Holden Adu-2 (Gaven) Altdiore (Davies)	March 15, 2008 vs. Honduras + @ Tampa, Fla.: 1-0 Cervi Hill Orozco Fiscal Ianni Freeman Zizzo (Davies) Holden Kjjestan (c) (McCarty) Gaven-1 Barrett Findley	March 13, 2008 vs. Panama + @ Tampa, Fla.: 1-0 Cervi Wynne Orozco Fiscal Sturgis Edu (c) Holden McCarty Kjjestan Gaven (Zizzo) Adu-1 (Findley) Altdiore (Davies)
March 11, 2008 vs. Cuba + @ Tampa, Fla.: 1-1 Seitz Ianni Sturgis Freeman Hill Davies (Barrett) McCarty Edu (c) Findley (Gaven) Adu-1 Altdiore (Kjjestan)	Feb. 12, 2004 vs. Honduras + @ Guadalupe, Mex.: 1-1 (2-4 pk) Warren Wingert (Marshall) Burciaga Stokes Pause (c) Beckerman Carroll Davis Gaven Tesko (Johnson) Eskandarian-1	Feb. 10, 2004 vs. Mexico + @ Guadalupe, Mexico: 0-4 Countess Wingert (Beckerman) Marshall Borchers Lewis Pause Beasley Davis (Gaven) Convey Donovan (c) Johnson (Eskandarian)	Feb. 7, 2004 vs. Honduras + @ Guadalupe, Mexico: 4-3 Warren Burciaga Borchers Lewis Beckerman-1 (c) (Pause) Carroll Lewis Gaven Tesko (Johnson) Eskandarian-3	Feb. 5, 2004 vs. Canada + @ Guadalupe, Mexico: 2-0 Countess Wingert Marshall Borchers Lewis Beckerman Beasley Carroll Convey-2 (Davis) Donovan (c) (Tesko) Johnson (Gaven)	Feb. 3, 2004 vs. Panama + @ Guadalupe, Mexico: 4-3 Countess Whitbread (Burciaga) Marshall Borchers Wingert Beckerman Beasley Davis-1 (Pause) Convey-2 Donovan-1 (c) Eskandarian (Johnson)
Sept. 29, 2000 vs. Chile ++ @ Sydney: 0-2 Friedel Agoos Dunseth (c) Califf (Donovan) Hejduk O'Brien Vagenas Albright (Victorine) Olsen Casey Wolff	Sept. 26, 2000 vs. Spain ++ @ Sydney: 1-3 Friedel Agoos McCarty (c) Califf Hejduk O'Brien Vagenas-1 Albright (Victorine) Corrales (Donovan) Casey Wolff	Sept. 23, 2000 vs. Japan ++ (5-4 pk) @ Adelaide: 2-2 Friedel Agoos McCarty (c) Califf Hejduk O'Brien (Whitfield) Vagenas-1 Albright (Victorine) Olsen (Donovan) Casey Wolff-1	Sept. 19, 2000 vs. Kuwait ++ @ Melbourne: 3-1 Friedel Agoos McCarty (c) Califf-1 Hejduk O'Brien Vagenas Albright-1 Olsen (DiGiamarino) Casey (Donovan-1) Wolff	Sept. 16, 2000 vs. Cameroon ++ @ Canberra: 1-1 Friedel Agoos McCarty (c) Califf Hejduk O'Brien Vagenas-1 Albright Olsen Casey Wolff	Sept. 13, 2000 vs. Czech Republic ++ @ Canberra: 2-2 Friedel Agoos McCarty (c) Califf Hejduk O'Brien Vagenas Albright-1 (Corrales) Olsen Casey Wolff-1
April 30, 2000 vs. Honduras + @ Hershey, Pa.: 1-2 Howard Cherundolo Califf McCarty (c) Corrales (Denton) O'Brien Beasley Thorrington (Olsen) Vagenas Wolff-1 Donovan (Albright)	April 28, 2000 vs. Guatemala + @ Hershey, Pa.: 4-0 A. Brown Cherundolo Califf McCarty (c) Corrales (Denton) O'Brien-1 Donovan-2 Olsen Vagenas Wolff-1 (Beasley) Albright (Casey)	April 25, 2000 vs. Canada + @ Hershey, Pa.: 0-0 A. Brown Cherundolo Dunseth (c) McCarty (Califf) Corrales O'Brien Thorrington Olsen Vagenas (Winters) Casey Albright (Wolff)	April 21, 2000 vs. Honduras + @ Hershey, Pa.: 3-0 A. Brown Cherundolo Dunseth (c) McCarty Corrales O'Brien Boasney (Thorrington-1) Olsen Vagenas (Winters) Casey (Wolff) Albright-2	July 24, 1996 vs. Portugal ++ @ Washington, D.C.: 1-1 A. Keller Pope Lalas Peay (Pollard) Hejduk Maisonneuve-1 (McKeon) Reyna Silvera (Wood) Joseph Baba Kirovski	July 22, 1996 vs. Tunisia ++ @ Birmingham: 2-0 Keller Pope Lalas Peay Hejduk Maisonneuve-1 Reyna Silvera Joseph Baba Kirovski-1 (Wood)
July 20, 1996 vs. Argentina ++ @ Birmingham: 1-3 Keller Pope Lalas Peay (Vargas) Hejduk Maisonneuve Reyna-1 Silvera (McKeon) Baba Kirovski Wood (Joseph)	July 29, 1992 vs. Poland ++ @ Zaragoza: 2-2 Friedel Onalfo Lalas (Moore) Lapper Imier-1 Huwiler Allnutt Reyna Burns Lagos (Jones) Snow-1	July 27, 1992 vs. Kuwait ++ @ Zaragoza: 3-1 Friedel Onalfo Rast Dayak (Moore-1) Lapper Burns Huwiler Brose-1 (Lagos-1) Moore Jones (Allnutt) Reyna Snow-1	July 24, 1992 vs. Italy ++ @ Barcelona: 1-2 Friedel Rast Dayak (Moore-1) Lapper Imler Huwiler Burns Reyna Allnutt Jones Washington	May 17, 1992 vs. Canada + @ Saint John: 1-2 Friedel Imler Huwiler Lalas Dayak Allnutt-1 Moore Burns Reyna Washington (Harty) Snow	May 10, 1992 vs. Canada + @ Bloomington: 3-1 Friedel Imler Harty Lapper Lalas Huwiler Burns Reyna-1 (Moore) Jones (Allnutt) Snow-2 Henderson

April 26, 1992
vs. Mexico +
@ Bethlehem: 3-0
Friedel
Rast
Lalas
Lapper
Huwiler (Moore)
Imler
Burns
Henderson-1
Reyna
Jones
Snow-2

April 19, 1992
vs. Honduras +
@ San Pedro Sula: 4-3
Friedel
Rast
Lalas-1
Burns
Imler
Allnutt
Reyna-1 (Moore)
Huwiler (Jones)
Henderson
Snow-1
Washington-1

April 5, 1992
vs. Honduras +
@ St. Louis, 4-3
Friedel
Rast
Lapper
Imler
Burns
Allnutt-1
Henderson
Reyna
Jones (Lalas)
Snow-3
Washington (Brose)

March 25, 1992
vs. Mexico +
@ Mexico City: 2-1
Friedel
Rast
Lalas
Lapper-1
Imler
Jones
Henderson-1
Reyna
Jones (Allnutt)
Washington
Snow

Aug. 25, 1991
vs. Haiti +
@ Port-au-Prince: 2-0
Friedel
Imler
Rast
Lapper
Harty (Allnutt)
Jones
Burns
Onalfo
Moore-1 (Jaguande)
Washington-1
Snow

July 20, 1991
vs. Panama +
@ Dublin: 7-1
Friedel
Imler
Lalas
Burns
Dayak
Henderson-1 (Rast)
Allnutt
Onalfo-2
Brose-1
Washington-2
Snow-1 (Reyna)

July 14, 1991
vs. Panama +
@ Panama City: 1-1
Friedel
Imler
Dayak
Lapper
Lalas
Hardy
Henderson
Onalfo (Reyna)
Burns (Lagos)
Brose
Washington-1

June 23, 1991
vs. Haiti +
@ Colorado Springs: 8-0
Friedel
Dayak
Huwiler
Lalas-2
Lapper
Harty
Onalfo-2
Brose
Burns
Reyna-1 (Lagos-1)
Washington-2

Sept. 22, 1988
vs. Soviet Union ++
@ Taegu, S. Korea: 2-4
Vanole
Doyle-1
Kain
Caligiuri
Krumpe (Armstrong)
R. Davis
Stollmeyer (Goulet-1)
Bliss
B. Murray
Goulet
Vernes

Sept. 20, 1988
vs. Korea Republic ++
@ Pusan: 0-0
Vanole
Armstrong
Crow
Caligiuri
Krumpe
R. Davis
Ramos (Doyle)
Bliss
Harkes (Stollmeyer)
Goulet
Klopas

Sept. 18, 1988
vs. Argentina ++
@ Taegu, S. Korea: 1-1
Vanole
Armstrong
Crow
Caligiuri
Krumpe
R. Davis
Ramos (Harkes)
Bliss
B. Murray
Goulet (Windischmann-1)
Vernes

May 25, 1988
vs. El Salvador + (og)
@ Indianapolis, Ind.: 4-1
Vanole
Diffley
Trittschuh
Krumpe
Doyle
R. Davis-1
Ramos (Borja)
B. Murray
Goulet-2
Gabarra
Vernes

Oct. 18, 1987
vs. El Salvador +
@ San Salvador: 4-2
Vanole
Doyle
Trittschuh
Windischmann
Crow
R. Davis
Krumpe
Bliss
Goulet-1 (J. Kerr)
Perez-2
Klopas-1 (Eichmann)

Sept. 20, 1987
vs. Trinidad & Tobago +
@ Port of Spain: 1-0
Vanole
Doyle
Trittschuh
Windischmann
Crow
Stollmeyer (R. Davis)
Krumpe
Bliss
Goulet
Perez-1 (Eichmann)
Gabarra

Sept. 5, 1987
vs. Trinidad & Tobago +
@ St. Louis: 4-1
Vanole
Banks
Trittschuh
Windischmann
Crow
Stollmeyer-1
Kain
Hayes
Bliss (R. Davis)
Goulet-3
Perez
Klopas (Hantak)

May 30, 1987
vs. Canada +
@ St. Louis: 3-0
Vanole
Krumpe-2
Trittschuh
Windischmann
Doyle
Bliss
Borja (Eichmann)
Harkes
Gabarra-1
Goulet
B. Murray

May 23, 1987
vs. Canada +
@ St. John: 0-2
Vanole
Krumpe
Trittschuh
Windischmann
Bliss
Caligiuri
Eichmann (B. Murray)
Harkes
Gabarra
Goulet
Gjonbalaj (Klopas)

Aug. 2, 1984
vs. Egypt ++ (og)
@ Palo Alto, Calif.: 1-1
Bric
Savage
G. Thompson
Crow
Kapp
Durgan (Perez)
Fox
A. DiBernardo
Borja
R. Davis
Moyers

July 31, 1984
vs. Italy ++
@ Pasadena, Calif.: 0-1
Bric
Savage
G. Thompson
A. DiBernardo
Kapp (Hooker)
Borja
Moyers
R. Davis
Perez
Crow (Fox)
Willrich

July 29, 1984
vs. Costa Rica ++
@ Palo Alto, Calif.: 3-0
Bric
Savage
G. Thompson
Kapp
Crow
Borja (Hooker)
A. DiBernardo
R. Davis-2
Perez (Fox)
Willrich-1
Moyers

April 2, 1980
vs. Suriname +
@ Paramaribo: 2-4
Coffee
J. Clarke
Salvemini
Lignos
Kain
Hayes
Van der Beck
Vigliotti
Pesa-1
Villa
Ebert
Vece-1

March 25, 1980
vs. Costa Rica +
@ Edwardsville: 1-1
Coffee
J. Clarke
Keough
Lawson
Bellinger
Van der Beck
Morrone
A. DiBernardo
L. Nanchoff
Ebert-1
Villa

March 20, 1980
vs. Costa Rica +
@ San Jose: 1-0
Coffee
J. Clarke
McKeon
T. Keough
Bellinger
Van der Beck
Morrone
A. DiBernardo
L. Nanchoff
Ebert-1
Villa

March 16, 1980
vs. Suriname +
@ Orlando, Fla.: 2-1
Coffee
J. Clarke
McKeon
T. Keough
Bellinger
Van der Beck
Morrone-1
A. DiBernardo
L. Nanchoff
Ebert-1
Villa

Dec. 12, 1979
vs. Bermuda + (og)
@ Ft. Lauderdale: 5-0 (og)
@ Hamilton: 3-0
Coffee
Makowski
T. Keough
McKeon
Bellinger
Van der Beck
R. Davis-1
Hulcer
L. Nanchoff-1 (G. Nanchoff-1)
Pesa
Villa-1

Dec. 2, 1979
vs. Bermuda +
@ Hamilton: 3-0
Coffee
Makowski
T. Keough
McKeon
Bellinger
Hulcer
A. DiBernardo-1
R. Davis-1
Pesa-1
L. Nanchoff
Villa

June 3, 1979
vs. Mexico +
@ New York: 2-0 (forfeit)
Bric
Crudo
J. Clarke
T. Keough
Makowski
Leeper
Van der Beck
DiBernardo (MacWilliams)
Villa
Ebert (Hayes)
Stamatis

May 23, 1979
vs. Mexico +
@ Leon: 2-0 (forfeit)
Bric
J. Clarke
Morrone
G. Nanchoff
Makowski
Van der Beck
R. Davis
Hulcer
Villa (L. Nanchoff)
Ebert
MacWilliams (Leeper)

Aug. 28, 1975
vs. Mexico +
@ Wilmington: 2-4
Kuykendall
J. Clarke
Chapla-1
Pires-1
Myernick (O'sullivan)
Salvemini
Garibay
Welsh
Wit
Formoso
Stremiau

Aug. 25, 1975
vs. Mexico +
@ Toluca: 0-8
St. Clair
Zylker
Myernick (Welsh)
Chapla
Hudson
J. Clarke
Stremiau
Salvemini
Wit
Pires (Garibay)
Formoso

April 27, 1975
vs. Bermuda +
@ San Francisco: 2-0
St. Clair
Zylker
Myernick
Hudson
Pires
Garibay
Stremiau
Ch. Bahr-2
Wit
Salvemini
Welsh

April 20, 1975
vs. Bermuda +
@ Hamilton: 2-3
Kuykendall
Zylker
Myernick
Hudson
Pires
Garibay
Welsh
Stremiau-1
Wit
Salvemini-1
Formoso

Aug. 31, 1972
vs. West Germany ++
@ Munich: 0-7
Messing
Ca. Bahr
Ziaja
Hamm
Stemke
Stam
Roboostoff
Trost
Gay (Zylker)
Demling
Flater (Margulis)

Aug. 29, 1972
vs. Malaysia ++
@ Ingolstadt: 0-2
Ivanow
Ca. Bahr
Bocwinski
Demling (Hamm)
Stemke
Stam
Roboostoff
Seery
Carenza (Gay)
Hernandez
H. Salcedo

Aug. 27, 1972
vs. Morocco ++
@ Augsburg: 0-0
Ivanow
Ca. Bahr
Bocwinski
Demling (Trost)
Stemke
Stam
Roboostoff
Seery
Carenza
Hernandez
H. Salcedo

May 14, 1972
vs. Jamaica +
@ St. Louis: 2-1
Ivanow
Ca. Bahr
Bocwinski
Hamm
Stemke
Stam
Roboostoff
Seery
Carenza-1
Demling
Hernandez-1

May 10, 1972
vs. Mexico +
@ San Francisco: 2-2
Messing
Ca. Bahr
Bocwinski
Demling
Stemke
Stam
Gay
Seery-2
Carenza
Hamm
Hernandez

April 25, 1972
vs. Guatemala +
@ Miami: 2-1
Ivanow
Ca. Bahr
Bocwinski
Hamm
Stemke
Stam
Flater
Roboostoff
Seery-2
Carenza
Demling
Gay

April 16, 1972
vs. Guatemala +
@ Guatemala City: 2-3
Messing
Ca. Bahr
Bocwinski
Trost (Hamm-1)
Stemke
Stam
Roboostoff
Seery
Carenza-1
Demling
Hernandez

Jan. 23, 1972
vs. Mexico +
@ Guadalupe: 1-1
Messing
Ca. Bahr
Bocwinski
Trost
Stemke
Stam
Roboostoff
Seery
Carenza-1
Demling
Hernandez

Jan. 16, 1972
vs. Jamaica +
@ Kingston: 1-1
Messing
Ca. Bahr
Bocwinski
Trost
Stemke
Stam
Roboostoff-1
Seery
Carenza
Demling
Hernandez

Sept. 18, 1971
vs. El Salvador + (6-5 Pks)
@ Kingston, Jamaica: 1-1
Messing
Ca. Bahr
Bocwinski
Demling
Stemke
Stam
Roboostoff
Trost-1
Carenza
Ziaja
Hernandez

Aug. 22, 1971 vs. Barbados + @ Bridgetown: 3-1 Messing Ca. Bahr Bocwinski Stam Stemke Demling-1 Gay Trost-1 Carenza-1 H. Salcedo Hernandez	Aug. 15, 1971 vs. El Salvador + @ San Salvador: 1-1 Messing Ca. Bahr Bocwinski Stam Stemke Demling Zyiker Trost Carenza H. Salcedo Hernandez-1	July 25, 1971 vs. Barbados + @ Miami: 3-0 Messing Zaja (Woolfe) Bocwinski Stam Stemke Demling Gay-3 Trost Carenza H. Salcedo Zyiker (Hernandez)	July 18, 1971 vs. El Salvador + @ Miami: 1-1 Messing Zyiker Bocwinski Demling Stam Blake Trost Carenza-1 Margulis Hernandez	May 27, 1967 vs. Bermuda + @ Chicago: 0-1 Ivanow Stam Watson Stemke Gansler Ficken Tuchscherer Brand Kinealy Robostoff Benedek	May 21, 1967 vs. Bermuda + @ Hamilton: 1-1 DeLong (Ivanow) Watson Stam Kralj Gansler Stemke Benedek-1 Robostoff Getzinger (Kinealy) Ficken Tuchscherer	March 20, 1964 vs. Mexico + @ Mexico City: 1-2 DeLong Krasij Gansler Eppy Watson Bachmeier Westl Schweinst P. McBride Gentile-1 DeFort
March 18, 1964 vs. Panama + @ Mexico City: 4-2 DeLong Krasij Watson Zucker Bachmeier Westl-1 Eppy Bachmeier P. McBride Gentile-3 Wolanow Schweinst	March 16, 1964 vs. Suriname + @ Mexico City: 0-1 DeLong Krasij Watson Bachmeier Westl Eppy Getzinger DeFort Wolanow P. McBride Hausmann	Nov. 22, 1959 vs. Mexico + @ Los Angeles: 1-1 Otobinn Wecke Specs Snylyk Ruscheinski Ely Ganger Guild E. Murphy-1 Looby Zerhusen	Oct. 8, 1959 vs. Mexico + @ Mexico City: 0-2 Otobinn Wecke Specs Snylyk Ruscheinski Ely Cook Grabowski Mendoza Ganger Zerhusen	Nov. 28, 1956 vs. Yugoslavia ++ @ Melbourne, Australia: 1-9 Engedal Wecke Conterio Snylyk H. Keough Dorian E. Murphy Mendoza Zerhusen-1 Looby Monsen	July 16, 1952 vs. Italy ++ @ Tampere, Finland: 0-8 Burkhardt Schaller H. Keough Sheppell Colombo Ferreira McHugh Monsen J. Souza Surock Mendoza Cook	Aug. 2, 1948 vs. Italy ++ @ London, England: 0-9 Strimel Rego Costa M. Martin Colombo Ferreira W. Bahr Beckman J. Souza Bertani McLaughlin E. Souza
Aug. 3, 1936 vs. Italy ++ @ Berlin, Germany: 0-1 Bartkus Greinert Zbilowski Crockett Pietras Altemose Gajda Nemchick Lutkeffedder Fiedler Ryan	May 30, 1928 vs. Argentina ++ @ Amsterdam: 2-11 A. Cooper Duffy H. Smith Ryan Lyons Aitken Findlay Deal Kuntner-1 Carroll-1 Gallagher	May 29, 1924 vs. Uruguay ++ @ Paris: 0-3 Douglas I. Davis O'Connor Ryan Hornberger F. Jones Findlay Wells Straden Farrell Dalrymple	May 25, 1924 vs. Estonia ++ @ Paris: 1-0 Douglas I. Davis Rudd F. Jones Hornberger O'Connor Findlay Brix Straden-1 Farrell Dalrymple			

All-Time U.S. Olympic Soccer Appearances

1924-1956:

Full U.S. National Team (games also count as full international caps)

1960-1988:

Full U.S. National Team (games do not count as full international caps)

1992-present:

Under-23 National Team (plus overage player stipulations)

Player	Caps	Goals	Era	Player	Caps	Goals	Era	Player	Caps	Goals	Era
Acosta, Kellyn	2	0	2016	Briz, Aage	1	0	1924	Dayak, Troy	5	0	1991-92
Adu, Freddy	8	5	2008-12	Brose, Dario	5	2	1991-92	Deal, John	1	0	1928
Agoos, Jeff	6	0	2000	Brown, Adin	2	0	2000	DeFort, Leo	2	0	1964
Agudelo, Juan	1	1	2012	Burciaga, Jose	3	0	2004	DeLong, Gary	4	0	1963-67
Aitken, Robert	1	0	1928	Burkard, Robert	1	0	1952	Demling, Buzz	14	1	1971-72
Alashe, Fatai	4	0	2015-16	Burns, Michael	12	0	1991-92	Denton, Eric	2	0	2000
Albright, Chris	10	4	2000	Califf, Danny	9	1	2000	DiBernardo, Angelo	8	1	1979-84
Allnut, Yari	9	1	1991-92	Caligiuri, Paul	4	0	1987-88	DiGiamarino, Joey	1	0	2000
Altemose, Charles	1	0	1936	Carena, John	13	5	1971-72	Diffley, John	1	0	1988
Altidore, Jozy	7	1	2008	Carroll, Brian	3	0	2004	Diskerd, Mix	3	0	2012
Aryibi, Gboli	3	0	2015	Carroll, Henry	1	1	1928	Donovan, Landon	10	4	2000-04
Armstrong, Desmond	3	0	1988	Carter-Vickers, Cameron	5	1	2015	Dorian, George	1	0	1956
Arriola, Paul	1	0	2016	Casey, Conor	6	0	2000	Douglas, James	2	0	1924
Baba, Imad	3	0	1996	Cervi, Dominic	2	0	2008	Doyle, John	5	1	1987-88
Bahr, Casey	12	0	1971-72	Chapla, George	2	1	1975	Duffy, John	1	0	1928
Bahr, Chris	1	2	1973	Cherundolo, Steve	4	0	2000	Dunseth, Brian	3	0	2000
Bahr, Walter	1	1	1948	Clarke, Joe	8	0	1975-80	Durgan, Jeff	1	0	1984
Banks, Jimmy	2	0	1987	Coffee, Paul	6	0	1979-80	Ebert, Don	6	3	1979-80
Barrett, Chad	3	0	2008	Colombo, Charles M.	2	0	1948-52	Edu, Maurice	7	0	2008
Bartkus, Francis	1	0	1936	Conterio, William	1	0	1956	Eichmann, Eric	4	0	1987
Beasley, DaMarcus	6	0	2000-04	Convey, Bobby	3	4	2004	Ely, Alex	2	0	1959
Beckerman, Kyle	5	1	2004	Cook, Elwood	2	0	1952-59	Engedal, Svend	1	0	1956
Beckman, Raymond P.	1	0	1948	Cooper, Albert	1	0	1928	Eppy, William	3	0	1964
Bellinger, Tony	5	0	1977-80	Corona, Joe	3	4	2012	Eskandarian, Alecko	4	4	2004
Benedek, Janos	2	1	1967	Corrales, Ramiro	6	0	2000	Farrell, Harry	2	0	1924
Bertani, William J.	1	0	1948	Countess, D.J.	3	0	2004	Feilhaber, Benny	3	0	2008
Blake, Jack	1	0	1971	Crockett, James	1	0	1936	Ferreira, Joe	1	0	1948
Bliss, Brian	8	0	1984-88	Cropper, Cody	1	0	2016	Ficken, Dieter	2	0	1967
Bocwinski, John	13	0	1971-72	Crow, Kevin	9	0	1984-88	Fiedler, William	1	0	1936
Borchers, Nat	4	0	2004	Crudo, Tony	1	0	1979	Findlay, William	3	0	1924-28
Borja, Hernan "Chico"	5	0	1984-88	Dalrymple, Sam	2	0	1924	Findley, Robbie	5	0	2008
Boyd, Terrence	2	2	2012	Davis, Charlie	5	0	2008	Flater, Mike	2	0	1972
Bradley, Michael	2	0	2008	Davis, Brad	4	1	2004	Formoso, Santiago	3	0	1975
Brand, Otto	1	0	1967	Davis, Irving	2	0	1924	Fox, Mike	3	0	1984
Brcic, David	5	0	1979-84	Davis, Rick	13	5	1979-88	Freeman, Hunter	3	0	2008

Player	Caps	Goals	Era	Player	Caps	Goals	Era	Player	Caps	Goals	Era
Friedel, Brad	18	0	1991-00	MacWilliams, Dave	2	0	1979	Silvera, Damian	3	0	1996
Gabarra, Jim	4	1	1987-88	Maisonneuve, Brian	3	2	1996	Smith, H.J.A.	1	0	1928
Gajda, Andrew	1	0	1936	Makowski, Greg	4	0	1979	Snow, Steve	9	12	1991-92
Gallagher, James	1	0	1928	Margulis, Michail	2	0	1971-72	Snylyk, Zenon	3	0	1956-59
Ganger, Rolf	2	0	1959	Marshall, Chad	4	0	2004	Souza, Ed	1	0	1948
Gansler, Robert	3	0	1967	Martin, Manuel	1	0	1948	Souza, John	2	0	1948-52
Garibay, Polla	4	0	1975	McBride, Brian	3	0	2008	Specia, Joe	2	0	1959
Gaven, Eddie	9	1	2004-08	McBride, Pat	3	0	1964	Spector, Jonathan	1	0	2008
Gay, Steve	6	3	1971-72	McCarty, Chad	9	0	2000	Stam, Neil	15	0	1967-72
Gentile, Carl	2	4	1964	McCarty, Dax	5	0	2008	Stamatis, Jimmy	1	0	1979
Getzinger, Rudy	2	0	1963-67	McHugh, Ebby	1	0	1952	St. Clair, Gary	2	0	1975
Gil, Luis	7	3	2015-16	McKeon, Bill	4	0	1979-80	Steffen, Zack	5	0	2015
Gjonbalaj, Sadri	1	0	1987	McKeon, Matt	2	0	1996	Stemke,Horst	16	0	1967-72
Goulet, Brent	9	7	1987-88	McLaughlin, Ben	1	0	1948	Stephens, Michael	1	0	2012
Grabowski, Gene	1	0	1959	Mendoza, Ruben	3	0	1952-59	Stokes, David	2	0	2004
Greinert, Frank	1	0	1936	Messing, Shep	10	0	1971-72	Stollmeyer, John	4	1	1987-88
Guild, Alex	1	0	1959	Miazga, Matt	6	1	2015-16	Straden, Andy	2	1	1924
Guzan, Brad	3	0	2008	Miller, Eric	1	0	2016	Stremlau, John	4	1	1975
Gyau, Joe	3	0	2012	Monsen, Lloyd	2	0	1952-56	Strimel, Archie	1	0	1948
Hamid, Bill	3	0	2012	Moore, Joe-Max	7	1	1992	Sturges, Nathan	4	0	2008
Hamm, Joey	7	1	1971-72	Morris, Jordan	7	3	2015-16	Surrock, Larry	1	0	1952
Hantak, Ted	1	0	1987	Morrone, Joseph Jr.	4	1	1979-80	Szetela, Danny	2	0	2008
Harkes, John	4	0	1987-88	Moyers, Steve	3	0	1984	Tall, Maki	2	0	2015
Harty, Rhett	4	0	1991-92	Murphy, Eddie	2	2	1964	Testo, David	3	0	2004
Hausemann, Larry	1	0	1964	Murray, Bruce	5	0	1987-88	Thompson, Gregg	3	0	1984
Hayes, John	2	0	1979-80	Myernick, Glenn	4	0	1975	Thorrington, John	3	1	2000
Hejduk, Frankie	9	0	1996-00	Nanchoff, George	1	0	1979	Trapp, Wil	6	0	2015-16
Henderson, Chris	7	3	1991-92	Nanchoff, Louis	6	1	1979-80	Trittschuh, Steve	6	0	1987-88
Hernandez, Alonso	4	1	2015	Nemchik, George	1	0	1936	Trout, Al	10	2	1971-72
Hernandez, Manny	12	2	1971-72	O'Brien, John	10	1	2000	Tuchscherer, Ernie	2	0	1967
Hill, Kamani	2	0	2008	O'Connor	2	0	1924	Vagenas, Peter	10	3	2000
Holden, Stuart	7	1	2008	O'Sullivan, Matt	1	0	1975	Valentin, Zarek	2	0	2012
Hooker, Jeff	2	0	1984	Okugo, Amobi	3	0	2012	Van der Beck, Perry	7	0	1979-80
Hornberger, Raymond	2	0	1924	Okwuonu, Boyd	5	0	2015	Vanole, David	9	0	1987-88
Horvath, Ethan	5	0	2015-16	Olsen, Ben	9	0	2000	Vargas, Nelson	1	0	1996
Howard, Tim	2	0	2000	Onalfo, Curt	6	4	1991-92	Vece, Juli	1	1	1980
Hudson, Bruce	3	0	1975	Opara, Ike	3	0	2012	Vermes, Peter	3	0	1988
Hulcer, Larry	3	0	1979	Orozco, Michael	7	0	2008	Victorine, Sasha	3	0	2000
Huwiler, Mike	8	0	1991-92	Ottobini, Victor	2	0	1959	Vigliotti, Ray	1	0	1980
Hyndman, Emerson	7	1	2015-16	Packwood, Will	1	0	2015	Villa, Greg	8	1	1979-80
Ianni, Patrick	3	0	2008	Parker, Tim	2	0	2016	Villafaña, Jorge	2	0	2012
Imler, Erik	11	1	1991-92	Parkhurst, Michael	3	0	2008	Warren, Doug	2	0	2004
Ivanow, Mike	6	0	1967-72	Pause, Logan	4	0	2004	Washington, Dante	8	6	1991-92
Jeffrey, Jared	2	0	2012	Payne, Desevio	1	0	2016	Watson, Bob	5	0	1964-67
Johnson, Eddie	4	0	2004	Peay, Clint	3	0	1996	Wecke, Herman	4	0	1956-59
Johnson, Sean	1	0	2012	Pelosi, Marc	3	1	2015	Welsh, Kevin	4	0	1975
Jones, Cobi	8	0	1992	Perez, Hugo	6	3	1984-87	Whitbread, Zak	1	0	2004
Jones, F. Burke	2	0	1924	Pesa, Njego	3	2	1979-80	Whitfield, Evan	1	0	2000
Joseph, Miles	3	0	1996	Pietras, Peter	1	0	1936	Willrich, Jean	2	1	1984
Kain, Tom	1	0	1987	Pires, Telmo	4	1	1975	Windischmann, Mike	6	1	1987-88
Kapp, Erhardt	3	0	1984	Polster, Matt	7	0	2015-16	Wingert, Chris	5	0	2004
Keller, Kasey	3	0	1996	Pollard, Brandon	1	0	1996	Winters, Brian	2	0	2000
Keough, Harry	2	0	1952-56	Pope, Eddie	3	0	1996	Wit, Dennis	4	0	1975
Keough, Ty	5	0	1979-80	Ramos, Tab	3	0	1988	Wolanow, Abbie	2	0	1964
Kerr, John, Jr.	1	0	1987	Rast, Cam	7	0	1991-92	Wolf, Josh	10	4	2000
Kieswetter, Jerome	7	4	2015-16	Rego, Joseph	1	0	1948	Wood, A.J.	3	0	1996
Kinealy, Jack	2	0	1967	Reyna, Claudio	15	4	1991-96	Woolfe, John	1	0	1971
Kirovski, Jovan	3	1	1996	Robostoff, Archie	10	1	1967-72	Wostl, Wolfgang	3	1	1964
Kitchen, Perry	3	0	2012	Rodriguez, Mario	2	0	2016	Wynne, Marvell	6	0	2008
Kljestan, Sacha	8	3	2008	Rogers, Robbie	3	0	2008	Zbilowski, Fred	1	0	1936
Klopas, Frank	5	1	1987-88	Rudd, Arthur G.	1	0	1924	Zelalem, Gedion	2	0	2015
Krasij, Myron	4	0	1967	Ruscheinski, Jacob	2	0	1959	Zerhusen, Al	3	1	1956-59
Krumpe, Paul	8	2	1987-88	Ryan, Francis	2	0	1928-36	Zizzo, Sal	2	0	2008
Kuntner, Rudolf F.	1	1	1928	Salcedo, Hugo	5	0	1971-72	Zucker, Warner	1	0	1964
Kuykendall, Kurt	2	0	1975	Salvemini, Len	5	1	1975-80	Zylker, Jim	7	0	1971-75
Lagos, Manuel	4	2	1991-92	Sarkodie, Kofi	2	0	2012				
Lalas, Alexi	13	3	1991-96	Savage, Bruce	3	0	1984				
Lapper, Mike	6	1	1991-92	Schaller, Willie	1	0	1952				
Lawson, Doc	1	0	1980	Schweinert, Richard	2	0	1964				
Leeper, Curtis	1	0	1979	Seerey, Mike	8	4	1972				
Lewis, Ricky	3	0	2004	Seitz, Chris	3	0	2008				
Lignos, John	1	0	1980	Serna, Dillon	4	0	2015				
Looby, William	2	0	1956-59	Shea, Brek	3	0	2012				
Lutkefedder, Fred	1	0	1936	Shelton, Khiry	1	0	2016				
Lyons, Jack P.	1	0	1928	Sheppell, William	1	0	1952				

The Olympic cap listing above is new as of 1999 and was compiled from every U.S. Olympic qualifier and Olympic Games match. Until recently, the U.S. Olympic matches played between 1932 and 1988 were incorrectly recorded as full internationals. Olympic matches from 1924 and 1928 count as full international appearances, as well as Olympic appearances.

PAN-AM GAMES

HISTORY OF SOCCER PARTICIPATION

The Pan American Games are held every four years during the summer preceding the Olympic Games. In terms of the number of sports and athletes, the Pan American Games are second in size only to the Olympics. The men's soccer tournament has been part of every Pan American games since its inception, and in 1999, women's soccer made its debut.

After scheduling conflicts kept the United States from competing in the 2003 games in Santo Domingo in the Dominican Republic, U.S. Soccer was able to return to the competition at the 2007 event in Rio de Janeiro, Brazil. However, conflicts again kept the U.S. out of the 2011 and 2015 events hosted in Mexico and Canada, respectively.

In 2007, the U.S. MNT was represented by head coach Bob Jenkins' Under-18 Men's National Team, and after opening the tournament with a strong 2-1 win over Venezuela, the U.S. then dropped its next two games to be eliminated. In its second match, the U.S. led Bolivia 2-0 at the half, only to lose 4-2. Against Mexico in its final group game, the teams were tied 0-0 with 15 minutes remaining when the U.S. was reduced to 10 men, eventually losing 2-0.

The U.S. Under-20 Women's National Team had a very strong run to the tournament finals, behind a blistering six-goal tournament from Lauren Cheney (U.S. Soccer's Young Female Athlete of the Year in 2007). After winning their group with a 2-1-0 record, head coach Jill Ellis' U-20s defeated the full Canada Women's National Team 2-1 in the semifinal, then lost to the full Brazil Women's National Team 5-0 in the final (Brazil outscored its opposition 33-0 in five games in preparation for the 2007 Women's World Cup).

In the 1999 tournament held in Winnipeg, Canada, Carlos Bocanegra and a young Landon Donovan led the U.S. U-23 National Team with goals in the third-place match - a 2-1 victory over Canada to capture the second Pan-Am Games bronze medal in program history. The Under-23 MNT, composed of U.S. stars from the U-23, U-20 and U-17 levels, did well to rebound from a disappointing 1995 tournament by taking home the bronze.

The 1999 U-18 WNT squad captured gold in the first-ever Pan American Women's Final with a hard-fought 1-0 win over an older Mexico squad. The U.S. Women dominated their opponents throughout the tournament, going undefeated in six games (5-0-1) and outscoring the opposition 22-2.

The first Pan American Games were held in 1951, but its history goes back two decades earlier. In 1932, the South American delegation of the International Olympic Committee (IOC) proposed the formation of an organization to promote amateur sports in the Americas. The idea led to the first Pan American Sports Congress in Buenos Aires, Argentina in 1940. The 16 countries represented at the meeting formed the Pan American Sports Committee and agreed to hold the first Pan American Games in 1942 in Buenos Aires, but World War II forced postponement of the games.

The first Pan American Games finally opened in Buenos Aires on Feb. 25, 1951. The organization governing the Games was renamed the Pan American Sports Organization (PASO) and made up of nations from North, Central and South America and the Caribbean.

The soccer tournament at the Pan American Games has never enjoyed a high profile, perhaps because competing nations have not sent their strongest team. The one exception was the 1975 Games in Mexico City, when 110,000 spectators turned out at Azteca Stadium to watch the final between Mexico and Brazil.

Like many of the competing nations, the United States has used the competition as a preparation for the Olympic Games. In 1991, the U.S. won its only Pan American gold medal in soccer in Havana, Cuba, defeating Mexico 2-1 in overtime. Former U.S. Men's National Team midfielder Joe-Max Moore scored a sensational free kick to win that game for the Americans.

U.S. PAN AMERICAN GAMES RESULTS - MEN'S SOCCER TOURNAMENT

+ Pan American Games qualifier (g) Gold Medal Game (b) Bronze Medal Game

Date	Opponent	Result	Location
July 21, 2007	Mexico	0-2 L	Rio de Janeiro, Brazil
July 18, 2007	Bolivia	2-4 L	Rio de Janeiro, Brazil
July 15, 2007	Venezuela	2-1 W	Rio de Janeiro, Brazil
Aug. 6, 1999	Canada (b)	2-1 W	Winnipeg, Canada
Aug. 4, 1999	Mexico	0-4 L	Winnipeg, Canada
July 31, 1999	Uruguay	0-0 T	Winnipeg, Canada
July 29, 1999	Jamaica	2-1 W	Winnipeg, Canada
July 25, 1999	Honduras	1-2 L	Winnipeg, Canada
July 23, 1999	Cuba	1-0 W	Winnipeg, Canada
Mar. 16, 1995	Honduras	0-4 L	Mar del Plata, Argentina
Mar. 14, 1995	Paraguay	0-2 L	Mar del Plata, Argentina
Mar. 12, 1995	Argentina	0-3 L	Mar del Plata, Argentina
Aug. 13, 1991	Mexico (g)	2-1 W	Santiago, Cuba
Aug. 11, 1991	Cuba	2-1 W	Santiago, Cuba
Aug. 9, 1991	Honduras	2-1 W	Santiago, Cuba
Aug. 7, 1991	Canada	3-1 W	Santiago, Cuba
Aug. 5, 1991	Surinam	1-0 W	Santiago, Cuba
Aug. 15, 1987	Argentina	0-2 L	Indianapolis, Indiana
Aug. 12, 1987	El Salvador	0-0 T	Indianapolis, Indiana
Aug. 9, 1987	Trinidad	3-1 W	Indianapolis, Indiana
Aug. 19, 1983	Chile	1-2 L	Caracas, Venezuela
Aug. 17, 1983	Cuba	0-0 T	Caracas, Venezuela
Aug. 15, 1983	Guatemala	0-3 L	Caracas, Venezuela
July 10, 1983	Canada +	3-2 W	Hamilton, Canada
July 6, 1983	Canada +	1-1 T	New York, NY
July 12, 1979	Cuba	0-5 L	San Juan, Puerto Rico
July 10, 1979	Argentina	0-4 L	San Juan, Puerto Rico
July 6, 1979	Puerto Rico	3-1 W	San Juan, Puerto Rico
July 2, 1979	Dominican Republic	6-0 W	San Juan, Puerto Rico
April 8, 1979	Bermuda +	0-1 L	Hamilton, Bermuda
April 5, 1979	Canada +	0-0 T	Hamilton, Bermuda
April 1, 1979	Mexico +	2-1 W	Hamilton, Bermuda
Oct. 17, 1975	Trinidad	0-1 L	Toluca, Mexico
Oct. 15, 1975	Mexico	1-3 L	Toluca, Mexico
Aug. 12, 1971	Trinidad	1-5 L	Cali, Colombia
Aug. 11, 1971	Argentina	0-1 L	Cali, Colombia
Aug. 9, 1971	Canada	1-1 T	Cali, Colombia
Aug. 8, 1971	Cuba	0-2 L	Cali, Colombia
Aug. 7, 1971	Colombia	0-3 L	Cali, Colombia
Aug. 4, 1971	Haiti	3-2 W	Buga, Colombia
Aug. 3, 1971	Bermuda	4-1 W	Tulua, Colombia
Aug. 1, 1971	Argentina	0-3 L	Tulua, Colombia
July 30, 1967	Cuba	2-1 W	Winnipeg, Canada
July 27, 1967	Canada	1-2 L	Winnipeg, Canada
July 25, 1967	Bermuda	3-7 L	Winnipeg, Canada
April 29, 1963	Uruguay	0-2 L	Sao Paulo, Brazil
April 28, 1963	Brazil	0-10 L	Sao Paulo, Brazil
April 22, 1963	Argentina	1-8 L	Sao Paulo, Brazil
April 20, 1963	Chile	2-10 L	Sao Paulo, Brazil
Sept. 5, 1959	Mexico (b)	4-2 W	Chicago, Ill.
Sept. 3, 1959	Costa Rica	3-4 L	Chicago, Ill.
Sept. 2, 1959	Cuba	5-0 W	Chicago, Ill.
Aug. 31, 1959	Brazil	5-3 W	Chicago, Ill.
Aug. 29, 1959	Haiti	7-2 W	Chicago, Ill.
Aug. 28, 1959	Argentina	1-4 L	Chicago, Ill.

The U.S. is currently represented by the U.S. Under-23 Men's National Team in Pan American Games competition.

LAMAR HUNT U.S. OPEN CUP

WHAT IS THE LAMAR HUNT U.S. OPEN CUP?

Dating back to 1914, the U.S. Open Cup is the oldest cup competition in United States soccer and is among the oldest in the world. Open to all affiliated amateur and professional teams in the United States, the annual U.S. Open Cup is a 100-plus-year-old, single elimination tournament.

The U.S. Open Cup is very similar to domestic cup competitions popular throughout Europe, South America and the rest of the world. Cup competitions, which usually run concurrent with a country's league season, are open in the early stages to any club that can qualify, giving local amateur teams a chance to compete against the best teams a country has to offer.

In leagues like the Premier League in England, Serie A in Italy and the Bundesliga in Germany, cup competitions are prestigious tournaments waged between countries' strongest teams like Manchester United, AC Milan and Bayern Munich, and smaller teams like the amateur French side Calais that made it to the finals of the 2000 French Cup only to fall to defending champions Nantes on an injury time penalty kick. Watford F.C. in England, was another small-time club that hit it big in 1984 by making it all the way to the F.A. Cup Final. Unfashionable Chesterfield of the Second Division (the third flight in England) advanced to the semifinals of the 1997 F.A. Cup in England before finally losing. The winner of each country's domestic cup competition, in addition to taking home the prize money, is automatically placed into a tournament to compete against neighboring countries' cup winners.

In 1999, the U.S. Open Cup was renamed the Lamar Hunt U.S. Open Cup to honor the long-time soccer supporter and pioneer. Hunt, who died in 2006, was one of the sport's first major ownership figures in the United States and is a member of the National Soccer Hall of Fame. His family continues to operate FC Dallas in Major League Soccer.

The winning team of the U.S. Open Cup has its name engraved on the Dewar Challenge Trophy, which has been permanently retired and housed at the National Soccer Hall of Fame in Frisco, Texas.

HISTORY OF THE LAMAR HUNT U.S. OPEN CUP

As the oldest annual team tournament in U.S. sports history, the U.S. Open Cup dates back to 1914 when the Brooklyn Field Club of the North American Foot Ball League (NAFBL) won the first national title by defeating the Brooklyn Celtics in Pawtucket, R.I. First instituted as the National Challenge Cup under the aegis of the United States Football Association (now U.S. Soccer), it was conceived as a competition open to all players (amateur and professional) and based upon England's Football Association Cup format.

During the Open Cup's early years, teams sponsored by industry in the East's urban centers dominated the competition. Bethlehem Steel of Pennsylvania (NAFBL) won four Open Cup titles between 1915 and 1919. Bethlehem Steel would make it five overall titles in 1926, while the American Soccer League's Fall River Marksmen (Mass.) won four national crowns between 1924 and 1931. The Marksmen became the New Bedford Whalers in 1932 and captured their fifth Open Cup crown (tying Bethlehem Steel) that same year.

The last team to capture five tournament titles was Los Angeles Maccabee SC (1973, 1975, 1977, 1978, 1981).

Although there have been numerous back-to-back winners (eight overall by seven different teams), only the New York Greek-Americans, the Fall River Marksmen/New Bedford Whalers, St. Louis Stix, Baer and Fuller/St. Louis Central Breweries FC, and the Seattle Sounders of Major League Soccer have won three consecutive crowns. The Marksmen/New Bedford Whalers did it first from 1930-1932, while St. Louis Stix, Baer and Fuller/St. Louis Central Breweries F.C. followed them up with treble of their own from 1933-1935. The Greek-Americans won three straight from 1967-1969 and Sounders FC became the fourth team when they lifted the trophy in 2011 after their 2010 and 2009 triumphs.

While teams sponsored by industries in the East's urban centers dominated the Men's Open and Amateur Cups until the 1950s, the teams from the West and Midwest have flexed their muscles in the later years. In fact, California alone has garnered the lion's share of success, winning 12 titles since 1973. Missouri, Illinois and Florida have also appeared regularly on the winner's list.

Although it is now a complete "knock-out" tournament, with a few exceptions, the U.S. Open Cup final was a two-leg, home-and-away series between 1928 and 1968.

Despite the prominence of the North American Soccer League from 1967 to 1984, NASL teams rarely showed



U.S. MNT MNT HISTORY WORLD CUP HISTORY PROGRAMS COMPETITIONS U.S. HISTORY & INFO



National Soccer Hall of Fame

the inclination to enter the U.S. Open Cup competition. In fact, until the emergence of Major League Soccer, full professional teams were almost non-existent in the competition. That has changed in the last two decades, though, with MLS taking part since 1996, thus helping make the tournament a true "national" championship. Since the league began participating, an MLS club has won the tournament all but once, with the 1999 Rochester Rhinos being the last lower-league club to win the tournament.

HISTORY OF THE DEWAR CHALLENGE TROPHY

The oldest trophy in United States team sports history, the Dewar Challenge Trophy was donated to the American Amateur Football Association in 1912 by Sir Thomas R. Dewar, a British distiller, sportsman and philanthropist during an AAFA (now United States Amateur Soccer Association) visit to London prior to the 1912 Olympics. The trophy was originally purchased for \$500 and given in the hope of promoting soccer in the United States and in the name of Anglo-American friendship.

The cup was first awarded to the Yonkers Football Club (N.Y.) in 1912 after they defeated the Hollywood Inn Football Club (N.Y.) at the Lennox Oval in New York City. The trophy was officially adopted as the U.S. Open Cup trophy prior to the Brooklyn Field Club's inaugural championship in 1914 in Pawtucket, R.I.

The trophy was retired in 1979, but was refurbished by the USASA in 1997 and was presented to the 1997 and 1998 Open Cup winners, before returning to the National Soccer Hall of Fame in Oneonta, N.Y., in 1999. Starting in 2011, the trophy resides in the main trophy room at U.S. Soccer House in Chicago. When logistics permit, the still fragile trophy can be taken to the site of the cup final to display prior to the event for fans, and also for the winning team to raise for a night.

2019 LAMAR HUNT U.S. OPEN CUP REVIEW

FINAL RECAP: RECORD CROWD SEES TEN-MAN ATLANTA UNITED CLAIM FIRST U.S. OPEN CUP TITLE WITH 2-1 WIN VS. MINNESOTA UNITED FC

Atlanta United FC claimed their first Lamar Hunt U.S. Open Cup title with a 2-1 win against Minnesota United FC in front of a tournament-Final record crowd of 35,709 at Mercedes-Benz Stadium. A 10th minute own goal combined with Pity Martinez's 16th minute finish gave the club enough of a lead to survive an early second half strike from Minnesota's Robin Lod and Leandro Gonzalez Pirez's 74th minute red card to give the Georgia club its third piece of hardware in the last nine months.

Charged by the biggest crowd to witness a Lamar Hunt U.S. Open Cup Final, Atlanta came out with all cylinders firing and needed only 10 minutes to find the score sheet. Working well up the right, Pity Martinez unlocked the Loons' backline by sending Gonzalez Pirez to the end line where his cross took an awkward deflection off Minnesota United defender Chase Gasper and looped over goalkeeper Vito Mannone before tucking into the back left post.

Atlanta increased their lead in the 16th minute. Justin Meram strolled up the left unchallenged and centered a ball to the penalty spot for Pity Martinez where the Argentine attacker blasted an emphatic effort past Mannone to make it 2-0.

Down 2-0 but not nearly out, the visitors collected themselves at halftime and responded just over a minute into the second half. Catching the Atlanta backline asleep, Minnesota right back Romain Métanire slotted a long ball down the flank for Kevin Molino whose centering pass picked out Robin Lod, allowing the Finnish striker to put home his first goal for the club with a deft volley to beat Brad Guzan at the left post in the 47th minute.

Minnesota nearly nabbed the equalizer in the 69th minute. Against the run of play, Lod whipped in a low cross looking for Mason Toye, but it was turned straight into the path of Molino by Atlanta defender Florentin Pogba. The Trinidad & Tobago international alertly pounced, sending an effort at goal that forced a quick reaction stop out of Guzan.

Minnesota United received a greater path to an equalizer in the 74th minute. Having picked up a caution for dissent just three minutes earlier, Gonzalez Pirez was shown a second yellow card for an off the ball grab of Molino at midfield. The ejection gave Minnesota United a man advantage for the remainder of the game, and head coach Adrian Heath attempted to capitalize by immediately inserting 2019 U.S. Open Cup Golden Boot winner Darwin Quintero (six goals).

Minnesota saw their final chance go begging in the fourth minute of stoppage time. A cross from the left was headed down by Opara at the back post, only to see Boxall volley his close-range effort over the bar. Seconds

later, referee Alan Chapman blew the final whistle to confirm Atlanta United FC as the 2019 Lamar Hunt U.S. Open Cup champions.

Having collected MLS Cup in 2018 as well as the Campeones Cup just weeks ago, the 2019 Lamar Hunt U.S. Open Cup represents the third piece of hardware in Atlanta United FC's three-year history. The 10th MLS club to win U.S. Soccer's National Championship, Atlanta United FC also earns the \$300,000 prize awarded to competition's winner and a berth in the next edition of the Concacaf Champions League.

2019 U.S. OPEN CUP FIELD

When the 2019 Lamar Hunt U.S. Open Cup began on May 7, there were 84 teams with the goal of making it to the Open Cup Final. The 106th edition of the Open Cup featured all eligible Division I, II and III professional clubs in the tournament proper. The competition winner took home \$300,000 (up from \$250,000 in 2017), with the runner-up receiving \$100,000, and the team that advanced the furthest from each lower division earning \$25,000.

Champion – Atlanta United (MLS)

Runner-Up – Minnesota United (MLS)

Furthest Advancing Division II Club – Saint Louis FC (USL) – Quarterfinals

Furthest Advancing Division III Club – Forward Madison FC (USL League One)

Furthest Advancing Open Division Club – Orange County FC (NPSL) – Fourth Round

Participating Professional Teams (52 total):

Division I – Major League Soccer (21 teams, entering in the Fourth Round): Atlanta United FC, Chicago Fire, Colorado Rapids, Columbus Crew SC, D.C. United, FC Cincinnati, FC Dallas, Houston Dynamo (defending Lamar Hunt U.S. Open Cup champions), Los Angeles FC, LA Galaxy, Minnesota United FC, New England Revolution, New York City FC, New York Red Bulls, Orlando City SC, Philadelphia Union, Portland Timbers, Real Salt Lake, San Jose Earthquakes, Seattle Sounders FC, Sporting Kansas City

Division II – USL Championship (25 teams, entering in the Second Round): Austin Bold FC, Birmingham Legion FC, Charleston Battery, Charlotte Independence, Colorado Springs Switchbacks FC, El Paso Locomotive FC, Fresno FC, Hartford Athletic, Indy Eleven, Las Vegas Lights FC, Louisville City FC, Memphis 901 FC, Nashville SC, New Mexico United, North Carolina FC, OKC Energy FC, Orange County SC, Phoenix Rising FC, Pittsburgh Riverhounds SC, Reno 1868 FC, Sacramento Republic FC, Saint Louis FC, San Antonio FC, Tampa Bay Rowdies, Tulsa Roughnecks FC

Division III – USL League One (6 teams, entering in the First Round): Chattanooga Red Wolves SC, Forward Madison FC, Greenville Triumph SC, Lansing Ignite FC, Richmond Kickers, South Georgia Tormenta FC

Open Division Teams (32 total):

Local Qualifiers (7 teams, listed alphabetically by state): California (2): Academica SC, Cal FC; Colorado (1): FC Denver; Florida (1): Florida Soccer Soldiers; Pennsylvania (1): West Chester United SC; Texas (1): NTX Rayados; Virginia (1): Virginia United FC

2018 U.S. Adult Soccer Association National Amateur Cup champion: Bavarian SC (Wis.)

National Premier Soccer League (14 teams, listed alphabetically): AFC Ann Arbor (Mich.)*, Duluth FC* (Minn.), El Farolito (Calif.), Erie Commodores FC (Pa.)*, FC Baltimore (Md.), FC Motown (N.J.)*, FCM Portland (Ore.), Laredo Heat SC (Texas), Little Rock Rangers (Ark.), Miami FC (Fla.)*, Midland-Odessa Sockers FC (Texas)*, New York Cosmos B (N.Y.)*, Orange County FC (Calif.)*, Philadelphia Lone Star FC (Pa.). The NPSL is a nationwide league affiliated with the U.S. Adult Soccer Association and opted to use 2018 league results to determine its qualifiers for the 2019 Open Cup.

USL League Two (10 teams, listed alphabetically): Black Rock FC (Conn.), Brazos Valley Cavalry FC (Texas), Dayton Dutch Lions (Ohio), Des Moines Menace (Iowa), FC Golden State Force (Calif.)*, Lakeland Tropics (Fla.)*, New York Red Bulls U23*, Reading United AC (Pa.)*, South Georgia Tormenta FC 2*, The Villages SC (Fla.)*. USL League Two (formerly called the Premier Development League) is a nationwide league affiliated with U.S. Soccer and opted to use 2018 league results to determine its qualifiers for the 2019 Open Cup.

* Participated in 2018 Lamar Hunt U.S. Open Cup

2019 Lamar Hunt U.S. Open Cup Results

FINAL

Aug. 27

Atlanta United FC (MLS) 2
Minnesota United FC (MLS) 1

SEMIFINALS

Thursday, Aug. 6

Orlando City SC (MLS) 0
Atlanta United FC (MLS) 2

Aug. 7

Minnesota United FC (MLS) 2
Portland Timbers (MLS) 1

QUARTERFINALS

July 10

Orlando City SC (MLS) 1
New York City FC (MLS) 1, (5-4 PKs)

Atlanta United FC (MLS) 2
Saint Louis FC (USLC) 0

Minnesota United FC (MLS) 6
New Mexico United (USLC) 1

Los Angeles FC (MLS) 0
Portland Timbers (MLS) 1

ROUND OF 16

June 18

Columbus Crew SC (MLS) 2
Atlanta United FC (MLS) 3

Houston Dynamo (MLS) 2
Minnesota United FC (MLS) 3

June 19

D.C. United (MLS) 1
New York City FC (MLS) 2

Orlando City SC (MLS) 0
New England Revolution (MLS) 0 (2-1 AET)

FC Dallas (MLS) 1
New Mexico United (USLC) 2

Saint Louis FC (USLC) 1
FC Cincinnati (MLS) 0

Portland Timbers (MLS) 4
LA Galaxy (MLS) 0

June 20

Los Angeles FC (MLS) 3
San Jose Earthquakes (MLS) 1

FOURTH ROUND

June 11

Columbus Crew SC (MLS) 1
Pittsburgh Riverhounds SC (USLC) 0

New York Red Bulls (MLS) 2
New England Revolution (MLS) 2 (2-3 AET)

Houston Dynamo (MLS) 3
Austin Bold (USLC) 0

Saint Louis FC (USLC) 2
Chicago Fire (MLS) 1

Real Salt Lake (MLS) 0
Los Angeles FC (MLS) 3

San Jose Earthquakes (MLS) 4
Sacramento Republic FC (USLC) 3

June 12

D.C. United (MLS) 2
Philadelphia Union (MLS) 1 AET

New York City FC (MLS) 4
North Carolina FC (USLC) 0

FC Cincinnati (MLS) 2
Louisville City FC (USLC) 1AET

Minnesota United FC (MLS) 4
Sporting Kansas City (MLS) 1

FC Dallas (MLS) 4
OKC Energy FC (USLC) 0

Memphis 901 FC (USLC) 1
Orlando City SC (MLS) 3

Colorado Rapids (MLS) 2
New Mexico United (USLC) 2 (2-4 PKs)

LA Galaxy (MLS) 3
Orange County FC (NPSL) 0

Seattle Sounders FC (MLS) 1
Portland Timbers (MLS) 2

June 13

Atlanta United FC (MLS) 3
Charleston Battery (USLC) 1 AET

THIRD ROUND

May 28

OKC Energy FC (USLC) 4
Tampa Bay Rowdies (USLC) 3

May 29

North Carolina FC (USLC) 1
Florida Soccer Soldiers (Fla.) 0

Pittsburgh Riverhounds SC (USLC) 1
Indy Eleven (USLC) 0

Louisville City FC (USLC) 1
Birmingham Legion FC (USLC) 0

Saint Louis FC (USLC) 3
Forward Madison FC (USL1) 1

Memphis 901 FC (USLC) 4
Hartford Athletic (USLC) 0

Nashville SC (USLC) 1
Charleston Battery (USLC) 1 (0-3 PKs)

Austin Bold FC (USLC) 4
San Antonio FC (USLC) 2

Colorado Springs Switchbacks FC (USLC) 1
New Mexico United (USLC) 2

Las Vegas Lights FC (USLC) 3
Orange County FC (NPSL) 5

Sacramento Republic FC (USLC) 0
Fresno FC (USLC) 0 (1-0 AET)

SECOND ROUND**May 14**Pittsburgh Riverhounds SC (USLC) 3
Dayton Dutch Lions (USLL2) 0Hartford Athletic (USLC) 2
New York Cosmos B (NPSL) 1Charlotte Independence (USLC) 1
Florida Soccer Soldiers (Fla.) 1, (2-2 AET; 4-5 PKs)Tampa Bay Rowdies (USLC) 4
The Villages SC (USLL2) 1Nashville SC (USLC) 3
South Georgia Tormenta FC 2 (USLL2) 2OKC Energy FC (USLC) 3
NTX Rayados (Texas) 1Austin Bold FC (USLC) 2
Tulsa Roughnecks (USLC) 0San Antonio FC (USLC) 2
Laredo Heat SC (NPSL) 0Las Vegas Lights FC (USLC) 2
Cal FC (Calif.) 0**May 15**Indy Eleven (USLC) 1
Lansing Ignite FC (USLL1) 0North Carolina FC (USLC) 4
Richmond Kickers (USLL1) 1Louisville City FC (USLC) 3
Reading United AC (USLL2) 0Memphis 901 FC (USLC) 3
New York Red Bulls U23 (USLL2) 1Birmingham Legion FC (USLC) 4
West Chester United (Pa.) 1Greenville Triumph SC (USLL1) 1
Charleston Battery (USLC) 2Des Moines Menace (USLL2) 1
Saint Louis FC (USLC) 1 (1-1 AET; 1-3 PKs)Colorado Springs Switchbacks FC (USLC) 1
FC Denver (Colo.) 0El Paso Locomotive FC (USLC) 0
Forward Madison FC (USLL1) 3Phoenix Rising FC (USLC) 1
New Mexico United (USLC) 1 (2-2 AET; 3-4 PKs)El Farolito (NPSL) 0
Fresno FC (USLC) 1Sacramento Republic FC (USLC) 1
Reno 1868 FC (USLC) 0Orange County SC (USLC) 2
Orange County FC (NPSL) 2 (2-2 AET; 3-5 PKs)**FIRST ROUND****May 7**Richmond Kickers (USLL1) 6
Virginia United (Va.) 2New York Red Bulls U23 (USLL2) 3
FC Motown (NPSL) 3 (4-4 AET; 5-3 PKs)FC Baltimore (NPSL) 1
West Chester United (Pa.) 1 (4-5 PKs)Lakeland Tropics (USLL2) 1
The Villages SC (USLL2) 1 (7-8 PKs)South Georgia Tormenta FC 2 (USLL2) 3
Chattanooga Red Wolves SC (USLL1) 0Bavarian SC (Wis.) 0
Forward Madison FC (USLL1) 2Laredo Heat SC (NPSL) 1
Brazos Valley Cavalry FC (USLL2) 0Academica SC (Calif.) 1
El Farolito (NPSL) 2Cal FC (Calif.) 5
FC Mulhouse Portland (NPSL) 1Orange County FC (NPSL) 2
FC Golden State Force (USLL2) 0**May 8**Erie Commodores FC (NPSL) 1
Dayton Dutch Lions (USLL2) 2Lansing Ignite FC (USLL1) 2
AFC Ann Arbor (NPSL) 1Reading United AC (USLL2) 2
Philadelphia Lone Star FC (NPSL) 1New York Cosmos B (NPSL) 2
Black Rock FC (USLL2) 1Greenville Triumph SC (USLL1) 1
South Georgia Tormenta FC (USLL1) 0Miami FC (NPSL) 1
Florida Soccer Soldiers (Fla.) 2Little Rock Rangers (NPSL) 2
NTX Rayados (Texas) 2 (2-4 PKs)Des Moines Menace (USLL2) 1
Duluth FC (NPSL) 1(3-1 PKs)Midland-Odessa Sockers FC (NPSL) 1
FC Denver (Colo.) 2

L A M A R H U N T
U.S. OPEN CUP

ALL-TIME U.S. OPEN CUP CHAMPIONS

- 1914 Brooklyn Field Club (NAFBL)
 1915 Bethlehem Steel of Pa. (NAFBL)
 1916 Bethlehem Steel of Pa. (NAFBL)
 1917 Fall River Rovers of Mass. (SNESSL)
 1918 Bethlehem Steel of Pa. (NAFBL)
 1919 Bethlehem Steel of Pa. (NAFBL)
 1920 St. Louis Ben Miller FC (SLSL)
 1921 Brooklyn Robbins Dry Dock (NAFBL)
 1922 St. Louis Scullin Steel (SLSL)
 1923 Paterson FC of N.J. (ASL I)
 1924 Fall River Marksmen of Mass. (ASL I)
 1925 Shawsheen FC of Andover, Mass.
 1926 Bethlehem Steel of Pa. (ASL I)
 1927 Fall River Marksmen of Mass. (ASL I)
 1928 New York Nationals (ASL I)
 1929 New York Hakoah SC (ESL)
 1930 Fall River Marksmen of Mass. (ASL I)
 1931 Fall River Marksmen of Mass. (ASL I)
 1932 New Bedford Whalers of Mass. (ASL I)
 1933 St. Louis Stix, Baer and Fuller (SLSL)
 1934 St. Louis Stix, Baer and Fuller (SLSL)
 1935 St. Louis Central Breweries FC
 1936 Philadelphia German-Americans SC
 1937 New York Americans (ASL II)
 1938 Chicago Sparta ABA (NSL)
 1939 Brooklyn St. Mary's Celtic (ASL II)
 1940 Baltimore SC (ASL II)/
 Chicago Sparta ABA (NSL) co-champions
 1941 Pawtucket Rangers of R.I. (ASL II-NE)
 1942 Pittsburgh Gallatin SC
 1943 Brooklyn Hispano (ASL II)
 1944 Brooklyn Hispano (ASL II)
 1945 New York Brookhattan (ASL II)
 1946 Chicago Vikings (NASFL)
 1947 Fall River Ponta Delgada SC of Mass. *
 1948 St. Louis Simpkins-Ford (SLSL)
 1949 Pittsburgh Morgan SC
 1950 St. Louis Simpkins-Ford (SLSL)
 1951 New York German Hungarian SC *
 1952 Pittsburgh Harmarville SC
 1953 Chicago Falcons (NSL)
 1954 New York Americans (ASL II)
 1955 SC Eintracht of N.Y. (GAL)
 1956 Pittsburgh Harmarville SC
 1957 St. Louis Kutis SC *
 1958 Los Angeles Kickers
 1959 San Pedro McIlvaine Canvasbacks of Calif.
 1960 Philadelphia Ukrainian Nationals (ASL II)
 1961 Philadelphia Ukrainian Nationals (ASL II)
 1962 New York Hungaria (GAL)
 1963 Philadelphia Ukrainian Nationals (ASL II)
 1964 Los Angeles Kickers
 1965 New York Ukrainians (GAL)
 1966 Philadelphia Ukrainian Nationals (ASL II)
 1967 New York Greek-Americans (GAL)
 1968 New York Greek-Americans (GAL)
 1969 New York Greek-Americans (GAL)
 1970 SC Elizabeth of N.J. (GAL)
 1971 New York Hota (GAL)
 1972 SC Elizabeth of N.J. (GAL)
 1973 Los Angeles Maccabee SC
 1974 New York Greek-American (GAL)
 1975 Los Angeles Maccabee SC
 1976 San Francisco AC
 1977 Los Angeles Maccabee SC
 1978 Los Angeles Maccabee SC
 1979 Brooklyn Dodgers (CSL)
 1980 New York Pancyprian-Freedoms (CSL)
 1981 Los Angeles Maccabee SC
 1982 New York Pancyprian-Freedoms (CSL)
 1983 New York Pancyprian-Freedoms (CSL)
 1984 New York AO Krete
 1985 San Francisco Greek-American AC
 1986 St. Louis Kutis SC
 1987 Club España of Washington, D.C.
 1988 St. Louis Busch SC
 1989 St. Petersburg Kickers of Fla.
 1990 Chicago AAC Eagles
 1991 Brooklyn Italians SC
 1992 San Jose Oaks of Calif. (SFDML)
 1993 San Francisco C.D. Mexico (SFDML)
 1994 San Francisco Greek-American AC (SFDML)
 1995 Richmond Kickers (Premier League, USISL)
 1996 D.C. United (MLS) **
 1997 Dallas Burn (MLS)
 1998 Chicago Fire (MLS) **
 1999 Rochester Raging Rhinos (A-League, USL)
 2000 Chicago Fire (MLS)
 2001 LA Galaxy (MLS)
 2002 Columbus Crew (MLS)
 2003 Chicago Fire (MLS)
 2004 Kansas City Wizards (MLS)
 2005 LA Galaxy (MLS) **
 2006 Chicago Fire (MLS)
 2007 New England Revolution (MLS)
 2008 D.C. United (MLS)
 2009 Seattle Sounders (MLS)
 2010 Seattle Sounders (MLS)
 2011 Seattle Sounders (MLS)
 2012 Sporting Kansas City (MLS)
 2013 D.C. United (MLS)
 2014 Seattle Sounders FC (MLS)
 2015 Sporting Kansas City (MLS)
 2016 FC Dallas (MLS)
 2017 Sporting Kansas City (MLS)
 2018 Houston Dynamo (MLS)
 2019 Atlanta United (MLS)
- * Also won Men's Amateur Cup
 ** Also won Division I league championship
- ASL I = American Soccer League I (1923-1933)
 ASL II = American Soccer League II (1934-1983)
 ASL II-NE = American Soccer League II –
 New England Division
 CSL = Cosmopolitan Soccer League
 ESL = Eastern Soccer League
 GAL = German-American Soccer League
 MLS = Major League Soccer
 NAFBL = National Association Foot Ball League
 NASFL = North American Soccer Football League
 NSL = National Soccer League of Chicago
 SFDML = San Francisco Division Major League
 SLSL = St. Louis Soccer League
 SNESSL = Southern New England Soccer League
 USL = United Soccer Leagues (Formerly the USISL)

U.S. HISTORY & INFO



263



CINDY PARLOW CONE

U.S. Soccer President

Cindy Parlow Cone was elevated from Vice President to President of the U.S. Soccer Federation on March 12, 2020. Cone became the first female President of U.S. Soccer, the second sitting National Soccer Hall of Fame inductee and the first to hold the position who played for a senior U.S. National Team.

She was elected Vice President of U.S. Soccer in February of 2019 at the U.S. Soccer Annual General Meeting and served in the position for a year, completing the term that was vacated by Carlos Cordeiro when he was elected as president in 2018. She then was re-elected to a full, four-year term at the 2020 AGM in February.

Cone is a title-winning coach at the grassroots, collegiate and professional levels and holds a USSF "A" coaching license. During the past 20 years, she has served on U.S. Soccer's Referee Committee, Medical Advisory Committee, Appeals Committee, the Athletes' Council, and more recently with U.S. Soccer's Youth Task Force.

She has many years coaching at the youth level and is currently the Girls' Director for NCFC Youth in the Durham-Chapel Hill area.

The Memphis, Tennessee native was a star for the U.S. WNT during a career that spanned 1996-2004, earning 158 caps while scoring 75 goals, which still stands as 8th all-time on the USA's all-time goals list. Her seven career hat tricks are still second all-time behind Mia Hamm and Carli Lloyd. She also had 35 career assists. In 1998, she won U.S. Soccer's inaugural Young Female Player of the Year Award.

At 5-foot-11, she was a towering presence on the USA's forward line. During her career she was a two-time Olympic gold medal winner (1996 & 2004) and a member of the historic 1999 Women's World Cup winning side, scoring two goals in that tournament including a diving header against Nigeria in group play and the crucial opening score in the 2-0 semifinal victory against Brazil.

She played her last match for the U.S. WNT on Dec. 8, 2004, in a 5-0 win against Mexico at The Home Depot Center in Carson, Calif., in what was also the final match for Mia Hamm, Julie Foudy, Brandi Chastain and Joy Fawcett (who was on the bench but did not play).

She is the youngest player ever to win both an Olympic gold medal and a Women's World Cup title. In total, she played in nine Olympic matches and 11 World Cup matches. In 2000, she led the USA with 19 goals, which was her career high in a calendar year. She had four hat tricks that year, one shy of a U.S. record for a single year.

She also played for the USA's youth National Teams and played three seasons in the WUSA, the USA's first women's pro league, advancing to two championship games with the Atlanta Beat.

Inducted into the National Soccer Hall of Fame in 2018, Cone was a four-time All-American at the University of North Carolina, score 68 goals and 53 assists in 103 games, and was on teams that won three NCAA titles. She won both the Hermann Trophy and the M.A.C. Player of the Year awards as the consensus college soccer player of the year as a junior and a senior, which at the time, paired her with Mia Hamm as the only twotime winners of both awards. Cone was also pioneer of sorts for college soccer, entering UNC early after three years of high school. She majored in Education at UNC.

She also served as an assistant coach at UNC, winning four NCAA titles, including 2012 when she took coaching lead due to an illness to head coach Anson Dorrance's wife.

She was also the first head coach to win a National Women's Soccer League championship, guiding Portland Thorns FC to the title in 2013 during the league's inaugural season.

Parlow is on the board for the non-profit Goals for Girls, an organization that uses "soccer to teach leadership skills in young women and teach them how to be agents of change, in their own lives and in their communities."

In the summer of 2007, she married John Cone in Chapel Hill. She has a street -- Cindy Parlow Drive -- named after her in her hometown of Memphis, Tenn.

WILL WILSON

CEO / Secretary General U.S. Soccer Federation



Will Wilson was named CEO / Secretary General of the U.S. Soccer Federation on March 23, 2020. Wilson, 52, comes to U.S. Soccer with 29 years of vast and diverse experience in the international and domestic sports industry.

Wilson brings a strong vision and a proven track record of developing and implementing sound strategies in all aspects of the sports business. He joins U.S. Soccer from global sports agency Wasserman, where he served as Executive Vice President and Co-Head of Football for the last eight years. Wilson also held executive positions with Soccer United Marketing, the National Football League, Champ Car World Series and the Arena Football League.

Wilson's vision helped launch Wasserman's NFL representation practice with the signing of 2012 No.1 NFL Draft pick Andrew Luck, whose 2016 contract extension was then the largest in league history. During his tenure, the division grew to represent more than 100 NFL players with senior agents located across the country, one of the most comprehensive in the sport. As an NFLPA Certified Contract Advisor, Wilson has a deep understanding of labor issues as well as working within the constructs of a Collective Bargaining Agreement.

Prior to Wasserman, Wilson served as Executive Vice President of International Business & Special Events for Major League Soccer (MLS) and Soccer United Marketing (SUM) from 2008-12. Fluent in Spanish, he oversaw the League's international game business and the promotion of numerous major soccer matches and events while negotiating business relationships with some of the world's premier soccer properties.

During his time with MLS and SUM, Wilson managed all international business relationships, including FC Barcelona, Manchester United, the Concacaf Gold Cup and the game partnership with the Mexican Football Federation. Wilson's group also oversaw MLS's marquee events, including their annual MLS All-Star Game and MLS Cup.

Wilson lived in Mexico City for five years when he served as Managing Director of NFL Mexico. He guided all aspects of the League business in Latin America, including sponsorship, media rights, licensing and special events. He played a substantial role in securing for Mexico the first-ever regular season NFL game outside of the United States, which drew a record crowd of 103,000 fans at Azteca Stadium. He also led the negotiation team that restructured the NFL in-market terrestrial agreements to include joint live Super Bowl broadcasts for the first time.

Prior to his time in Mexico, Wilson served as General Manager of the NFL Europe League Scottish Claymores based in Glasgow, Scotland, where he developed and managed all business initiatives including ticket sales, sponsorship, marketing/promotion, public relations and event and fan development programs. Wilson also worked in Germany with the Frankfurt Galaxy in the World League of American Football as the Assistant Director of Public Relations.

Born in London, England, Wilson graduated with a degree in English Literature from Kenyon College in Gambier, Ohio, where he was a four-year letter winner in football. He also holds an MBA from the Tecnológico de Monterrey Graduate School of Business (EGADE) in Monterrey, Mexico. He has lived 28 years of his life abroad.

Wilson has volunteered as a youth coach in soccer, football, baseball and basketball and has experience in youth soccer having served as an Executive Board Member for North Carolina FC Youth and for the Triangle Futbol Club Alliance.

He is married and has three soccer-playing children.

U.S. SOCCER BOARD OF DIRECTORS

The Board of Directors of U.S. Soccer is the governing board of the Federation in accordance with the Amateur Sports Act of 1978. Consisting of elected members representing all facets of soccer in the United States, the Board administers the affairs of the Federation between meetings of the National Council.

BOARD OF DIRECTORS

President	Cindy Parlow Cone
Executive Vice President	
Immediate Past President (non-voting)	Carlos Cordeiro
Athlete Representatives	Chris Ahrens, Carlos Bocanegra, Lori Lindsey (Lindsay Tarpley Snow - Alternate)
Pro Council Representatives	Don Garber, Steve Malik
Adult Council Representatives	Richard Moeller, John Motta
Youth Council Representatives	Dr. Pete Zopfi, Tim Turney
At Large Representative	Mike Cullina
Independent Directors	Lisa Carnoy, Patti Hart, Juan Uro
CEO/Secretary General (non-voting)	Will Wilson

U.S. SOCCER PRESIDENTS

1913-1915	Gustav Randolph Manning
1915-1917	John A. Fernley
1917-1919	Peter J. Peel
1919-1923	George Healey
1923-1924	Peter J. Peel
1924-1926	Morris W. Johnson
1926-1928	Andrew M. Brown
1928-1932	Armstrong Patterson
1932-1934	Elmer A. Schroeder
1934-1936	Joseph J. Barriskill
1936-1938	Joseph Triner
1938-1941	Harold S. Callowhill
1941-1945	Thomas E. Sager
1945-1948	Harry H. Fairfield
1948-1950	Walter J. Geisler
1950-1952	Fred W. Netto
1952-1954	James P. McGuire
1954-1957	Edward Sullivan
1957-1959	Walter Rechsteiner
1959-1961	Jack Flamhaft
1961-1963	J. Eugene Ringsdorf
1963-1965	George E. Fishwick
1965-1967	Frank E. Woods
1967-1969	Robert Guelker
1969-1971	Erwin A. Single
1971-1975	James P. McGuire
1975-1984	Gene Edwards
1984-1990	Werner Fricker
1990-1998	Alan I. Rothenberg
1998-2006	Dr. S. Robert Contiguglia
2006-2018	Sunil Gulati
2018-2020	Carlos Cordeiro
2020-present	Cindy Parlow Cone



U.S. SOCCER REFEREE PROGRAM

The U.S. Soccer Federation Referee Program's membership ranks among the largest of all FIFA nations with nearly 138,000 registered officials, instructors, assignors, and assessors. Officials registered with U.S. Soccer work sanctioned games at all levels of competition including youth, adult, professional, and international matches.

Referee Education Resources

U.S. Soccer is committed to producing referee education resources aimed at supporting officials regularly working amateur games at the youth and adult levels. These officials represent the foundation of the U.S. Soccer Referee Program and their training and development is paramount to the success of the program. This is accomplished through the development of targeted training materials supporting specific levels of competition.

Referee Identification and Training

These initiatives focus on identifying and training high potential officials with the ability to referee at the professional and international levels. These efforts see U.S. Soccer assign a network of highly qualified assessors, instructors, and referee coaches to various elite-level regional and national events. Quantitative and qualitative data from these events are used to classify the program's up-and-coming and high performing officials.

The Professional Referee Organization (PRO)

The Professional Referee Organization is the organization responsible for managing the referee and assistant referee program in professional soccer leagues in the United States and Canada, working alongside the U.S. Soccer Federation, Major League Soccer, Canadian Soccer Association, United Soccer League and National Women's Soccer League.

The organization's goals are to increase the quality of officiating in U.S. and Canadian professional leagues, develop more professional-quality officials at a younger age, and produce officials who will represent the United States and Canada in FIFA competitions.

2020 FIFA International Panel

A list of international referees and assistant referees that are eligible to officiate FIFA sanctioned matches in the coming year is announced annually by FIFA. The current American contingent totals nine referees, 16 assistant referees and one futsal referee.

Male Referees

Ismail Elfath
 Jair Marrufo
 Ted Unkel
 Armando Villarreal
 Rubiel Vazquez
 Nima Saghafi

Male Referee Assistants

Frank Anderson
 Ian Anderson
 Kyle Atkins
 Cameron Blanchard
 Logan Brown
 Apolinar Mariscal
 Eduardo Mariscal
 Corey Parker
 Corey Rockwell
 Luis Uranga

Women's Referees

Karen Abt
 Ekaterina Koroleva
 Danielle Chesky

Women's Referee Assistants

Jennifer Garner
 Felisha Mariscal
 Brooke Mayo
 Alicia Messer
 Kathryn Nesbitt
 Deleana Quan

Male Futsal Referees

Josh Wilkens

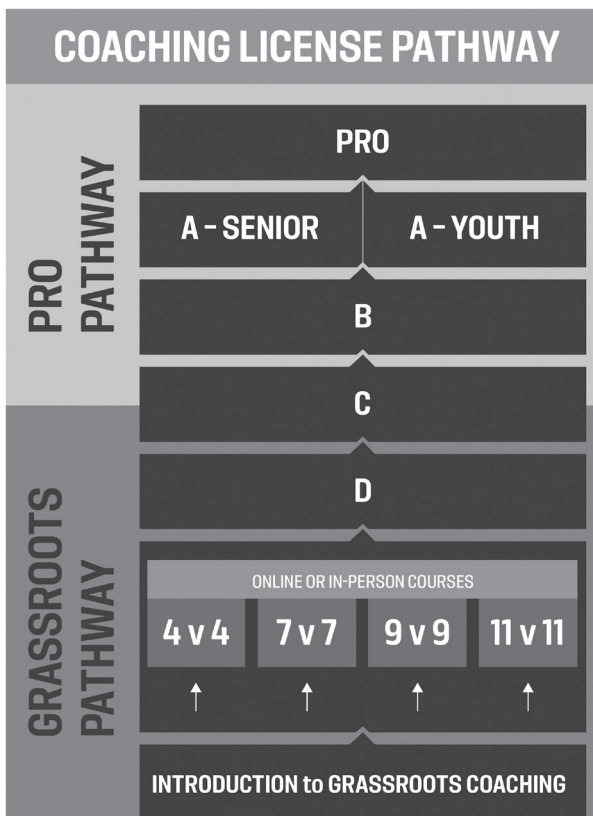


U.S. SOCCER'S COACHING DEPARTMENT AND NATIONAL COACHING SCHOOLS

U.S. MNT MNT HISTORY WORLD CUP HISTORY PROGRAMS COMPETITIONS U.S. HISTORY & INFO

The U.S. Soccer Coaching Department was established in the early 1970s by famed West German teacher and coach Dettmar Cramer. Each level of the U.S. Soccer Coaching License Pathway is designed to meet the needs of coaches ranging from the coach who is inexperienced in soccer to the former professional player who desires to coach in amateur, professional or international competitions.

U.S. Soccer has licensed thousands of coaches in the decades since the department was first founded. U.S. Soccer is committed to providing soccer coaches with up-to-date theoretical and practical knowledge so coaches can develop their full potential. The diagram below shows the current U.S. Soccer Coaching License Pathway.



The U.S. Soccer National Coaching Schools provide courses in which coaches can earn nationally certified credentials which afford them opportunities and recognition inherent in the attainment of various levels of coaching expertise. This proven curriculum improves a coach's knowledge of the game and provides valuable information on current coaching trends and international developments in the game.

The course curriculum is based on a set of tasks a coach must carry out. These tasks are defined as coaching matches, coaching training sessions, leading the team, leading the player, managing a performance environment and leadership. Coaches will be educated and assessed based on the progression of these tasks relative to each course within the license pathway.

A (Senior and Youth), B and C level courses span three to six months in time and take place over a series of face-to-face meetings. Candidates have an opportunity to practically apply what they have learned in their home environment with their own

team between meetings. U.S. Soccer staff travel to assess candidates in their home environment for the Pro, A-Senior and A-Youth courses.

U.S. Soccer also offers a D license that is available through member associations. While the member-associations are responsible for the execution of these courses, the curriculum is developed and overseen by U.S. Soccer's Coaching Department. For more information on the course, downloadable materials are available at ussoccer.com.

The following is an overview of U.S. Soccer's coaching education programs and the curriculum for each course offered:

Introduction to Grassroots Coaching

The Introduction to Grassroots Coaching is a cost-free, online module intended for all parents and coaches of youth players. The focus of this grassroots introduction is to share U.S. Soccer's best practices in creating a fun, supportive, activity-centered and age-appropriate environment for grassroots players.

Grassroots Licenses

The eight new Grassroots courses, which replaced the F and E License Courses, offer an a-la-carte approach meant to empower coaches with education that is relevant to their specific coaching needs. The Grassroots Licenses will help coaches ensure fun, enjoyable, and developmentally appropriate environments for their players. A unique combination of three of the eight Grassroots Licenses, including two in-person courses (one of which must be the 11v11) and one online course now formally represent the prerequisite to progress to the U.S. Soccer D License.

D License

The National D license is a 40 to 45-hour course, held over two weekends, designed for the grassroots coach who meets the prerequisites outlined above. The focus of this course is to facilitate the improvement of the candidates in the six tasks of a coach across all four game models (4v4, 7v7, 9v9, 11v11). The course consists of a mix of classroom lectures and field sessions that focus on using the Play-Practice-Play Training Methodology.

C License

The C license is designed to introduce concepts that are targeted toward coaching players of 13 years of age or older, with a primary emphasis on the core competencies of coaching in games up to 11v11. The C course consists of two separate meetings.

B License

The B license focuses on advanced coaching competencies and the principle of long term player development and developing a team. The B course consists of three separate meetings.

A-Youth License

The A-Youth license is designed to focus on the development of elite youth players as a part of the pathway to becoming a professional player. Targeted at coaches who work with players from 12-19 years of age in an elite youth performance environment, the course consists of four meetings separated by three development periods. Candidates are educated and assessed over a 5-6-month period based on the six tasks of a coach (coaching games, coaching training sessions, leading the team, leading the players, managing a performance environment, leadership).

A-Senior License

The A-Senior license is designed to focus on creating a winning team in a high-performance environment, based on the development of attacking, defending, and transitioning of the coach's own team related to upcoming opponents. Targeted at coaches who work with senior players in a high-performance environment, the course consists of four meetings separated by three development periods. Candidates are educated and assessed over a 5-6-month period based on the six tasks of a coach (coaching games, coaching training sessions, leading the team, leading the players, managing a performance environment, leadership).

Academy Director License

The Academy Director license is designed to meet the high demands and standards of leading an academy in a youth development environment. The goal of the course is to educate candidates to become (more) competent and successful in executing the tasks of an Academy Director. The 10-month course consists of six domestic meetings and one international case study.

Pro License

The Pro license is designed to enable candidates to acquire or further develop the competencies (knowledge, skills, attitude and personal traits) necessary to work as a professional coach in a professional environment. The 12-month course consists of three meetings and two individual visits centered around the management of a professional team.

U.S. Soccer National Development Center

Home to U.S. Soccer Coaching Education and Sporting Kansas City's first team, the National Development Center celebrated its grand opening on May 16, 2018. The \$75 million, 50.49-acre facility, which serves as the home to the U.S. Soccer Coaching Education department, is also home to Children's Mercy Sports Medicine Center. Sporting the latest soccer-specific technology and sports medicine innovations, the NDC represents the future of the sport in the United States and aligns with U.S. Soccer's primary objective of improving the sport at all levels.

Located along the north side of the NDC, the U.S. Soccer Coaching Education Center provides a world-class environment designed to maximize the development of coaches. With full-time administrative and technical staff, two locker rooms, four classrooms with operable walls, six breakout rooms, all-day cafeteria access, two full-size, synthetic turf fields with LED sports lighting, and a two-story coaching pavilion, the NDC will host more than its fair share of U.S. Soccer coaching courses over the coming years.

The NDC is located at 1913 Pinnacle Way in Kansas City, KS. Sitting approximately 1.5 miles northeast of Children's Mercy Park, Sporting Kansas City's home venue, the NDC is about a 20-minute ride from the Kansas City International Airport and equidistant from downtown Kansas City (Missouri).

U.S. Soccer National Training Center

U.S. Soccer's National Training Center at Dignity Health Sports Park in Carson, Calif., stands as one of the great achievements in the organization's 100-plus-year history. What started as a vision in 1999 became a reality with its construction in 2003 and is now widely-hailed as an exemplar of sports infrastructure in the United States.

The complex is a first-class facility that shows the integration of all U.S. National Team programs, from talent identification camps straight through to the full Men's and Women's National Teams playing in the main stadium.

The National Training Center officially opened on June 6, 2003, as the U.S. Under-17 Men's National Team arrived to begin training. The first game at what is now known as Dignity Health Sports Park was played in the stadium one day later on June 7, 2003, as the Los Angeles Galaxy topped the Colorado Rapids 2-0 in Major League Soccer action.

Located on the campus of California State University, Dominguez Hills, the National Training Center includes four grass soccer fields, two FieldTurf soccer fields and a general training area. The complex also includes three additional practice fields for the Galaxy and the college, as well as all the necessary team support facilities, including locker rooms, a training room, a weight room and office space for staff. U.S. Soccer has approximately 10 full-time staff working out of the National Training Center.

In a very short time, the National Training Center established itself as the center of the soccer world in the United States and was the main reason the United States was able to serve as an emergency host for the 2003 FIFA Women's World Cup. The facility hosted early round games, as well as the third-place match and the final on short notice after the tournament was moved from China to the United States.

The stadium has also hosted numerous international and professional tournaments, including the Concacaf Gold Cup, Champions League, SuperLiga and InterLiga, while also attracting some of the largest clubs in the world for friendlies.

THE NTC AT THE SHC: Dignity Health Sports Park is the home to U.S. Soccer's National Training Center in Carson, Calif.



Facility Facts

- Soccer Stadium Opening: June 7, 2003
- 27,000 Seat Soccer Stadium
- 8,000 Seat Tennis Stadium
- 2,000 Seat Track & Field Stadium
- 9 Soccer Training Fields
(including two artificial surfaces)
- 30 Tennis Courts

The U.S. Soccer Development Fund

U.S. Soccer established the U.S. Soccer Development Fund in 2016. The Development Fund is the Federation's first-ever program empowering fans to directly impact the game of soccer at a national level through their individual philanthropic gifts.

U.S. Soccer is a 501(c)(3) nonprofit and receives no federal government funding. Its mission is simple: to make soccer, in all its forms, a preeminent sport in the United States.

Donations to U.S. Soccer are tax deductible and support the Development Fund, including developing:

- World-class players through need-based scholarships and improving the everyday environment for the elite youth athlete in the Boys' and Girls' Development Academy
- More and better coaches by establishing a national network of coach educators and high-quality programs at the National Coaching Education Center
- National Teams that consistently succeed on the international stage through better scouting, more training opportunities, and a new High Performance Department maximizing technology and innovated sports science

Fans can donate to support U.S. Soccer through four opportunities and fundraising programs:

- **Make a direct donation to U.S. Soccer** by check, wire or online donation at ussoccer.com/donate. Read more about general donations at developmentfund.ussoccer.com/how-to-give.
- **Join an elite "Circle" of the U.S. Soccer Development Fund.** These annual memberships include corresponding benefits and are organized into four distinct Circles (levels): Supporters Circle (\$500 a year), Captains Circle (\$1,000 a year), Coaches Circle (\$5,000 a year) and Presidents Circle (\$10,000). Read more about Circle benefits at developmentfund.ussoccer.com/circles-and-benefits.
- **Participate in a Patrons Program.** The U.S. Soccer Patrons Program is a high-access multiday, VIP travel program that allows guests to experience a Men's or Women's National Team match as part of the official Delegation. Participation is made possible through a donation to U.S. Soccer. The donation varies per trip, which are available around various matches throughout the year and during major tournaments, including the FIFA World Cup and Women's World Cup. Read more about the Patrons Program at developmentfund.ussoccer.com/patrons-program.
- **Participate in a Fantasy Camp.** The U.S. Soccer Fantasy Camp is a soccer training camp that allows players to experience a National Team camp environment. Fantasy Camps are organized similarly to National Team camps, with a small number of "roster spots" available for players of designated ages and genders. Participation is made possible through a donation to U.S. Soccer which varies per camp. Read more about Fantasy Camps at developmentfund.ussoccer.com/fantasy-camp.

More information about the U.S. Soccer Development Fund and fundraising programs is available at developmentfund.ussoccer.com.



The U.S. Soccer Foundation The Major Charitable Arm of Soccer

The U.S. Soccer Foundation is a prominent leader in sports-based youth development, using soccer as a vehicle for social change among youth. The Foundation provides nationally recognized programs that are proven to deliver positive health and social outcomes. Its innovative, accessible and affordable initiatives offer safe environments in which both boys and girls thrive. Since the Foundation's inception, it has impacted more than 13 million individuals through more than \$100 million in direct funding to over 600 organizations nationwide. The Foundation recently announced its goals to serve one million children annually in quality soccer programs and build 1,000 safe playing spaces by 2026.

Dedicated to growing the sport of soccer and using it as a vehicle for positive change, the Foundation runs three national programs:

SOCCER FOR SUCCESS

Soccer for Success is the U.S. Soccer Foundation's afterschool program, offered free to participants, that uses soccer as a tool to address children's health issues, teach critical life skills, and promote healthy lifestyles in underserved communities. The Foundation partners with community-based organizations across the country to operate Soccer for Success sites – providing tens of thousands of children with quality afterschool programming led by trained coach-mentors three times per week for the entire school year. Currently, the Soccer for Success program serves more than 40,000 children in over 180 communities across the country. To date, more than 100,000 youth have participated in Soccer for Success.

SAFE PLACES TO PLAY

In addition to programming, the U.S. Soccer Foundation works to provide children with safe and accessible places to play by transforming underutilized spaces into soccer fields. In communities where space is at a premium, the Foundation developed the 'mini-pitch' to provide customized solutions to meet communities' needs. The Foundation's Safe Places to Play program also provides grants to organizations to help them build or enhance field space(s) in their communities.

PASSBACK

Since 2002, the U.S. Soccer Foundation's Passback program has collected and redistributed more than one million pieces of soccer equipment to children in underserved communities. Thanks to dedicated individuals, soccer clubs, and organizations that collect and donate soccer equipment, the Passback program is able to bring the game of soccer to children who love the sport but can't afford the gear to play.

In addition to its programs, the Foundation is dedicated to assisting those who serve youth through soccer in underserved communities. Each year the Foundation organizes the Urban Soccer Symposium, an event which brings together non-profit organizations that directly support soccer programs and projects to share funding resources, best practices and other technical expertise. The Foundation has laid the groundwork for networking and partnership opportunities among urban soccer programs nationwide.

The U.S. Soccer Foundation
Board of Directors:

PRESIDENT & CEO

Ed Foster-Simeon

OFFICERS

Alan Rothenberg (Founder/Lifetime Director)
Charles Marshall (Chairman Emeritus)
Cully Stimson (Chairman)
Kevin Payne (Vice Chairman)
Dr. Dana Weintraub (Secretary)
David Nathanson (Treasurer)

DIRECTORS

Paul Britton
Dr. Jane Delgado
Enrico Gaglioti
Richard Groff
Sunil Gulati
Heather Higginbottom
Brian Klein
Peter B. Luther
David Messersmith
Jim Messina
JoAnn Neale
Danielle Slaton
Juergen Sommer
David Sutphen
James Walsh
Brian Weinstein
Leighton Welch

U.S. Soccer Foundation
1140 Connecticut Ave. NW Suite 1200
Washington, D.C. 20036
Phone: 202-872-9277
Fax: 202-872-6655
info@ussoccerfoundation.org
www.ussoccerfoundation.org



NATIONAL SOCCER HALL OF FAME

NATIONAL SOCCER HALL OF FAME

The National Soccer Hall of Fame (NSHOF) is a public-private partnership among FC Dallas, the City of Frisco, Frisco Independent School District and U.S. Soccer Federation. The NSHOF, part of a \$55 million renovation at Toyota Stadium in Frisco, Texas, contains two components: The NSHOF Experience and the HOF Club.

The NSHOF Experience is a 19,350-square foot segment of the NSHOF that honors the past, while fully incorporating modern technology of the present and future including virtual reality, gesture technology and interactive digital video boards throughout to celebrate the players, veterans and builders of American soccer that have elevated the sport to where it is today. It features interactive exhibits, iconic soccer memorabilia and serves as the home for Hall of Fame induction ceremonies annually.

The NSHOF's new home in Frisco comes after not having a home for seven years, with the previous home located in Oneonta, NY from 1979-2010. The NSHOF was officially recognized by U.S. Soccer in 1983.

What is now the National Soccer Hall of Fame first sprang to life in 1950 when a group of former professional and amateur players from the Philadelphia "Old-timers" Association took it upon themselves to recognize the achievements of soccer in America. Sixty years after the "Old-timers" first got together, nearly 300 members have been elected to the Hall of Fame for their outstanding contributions to American soccer, both on and off the field.

The Hall of Fame also possesses an archive of more than 80,000 items, which make up one of the largest collections of soccer artifacts and records in the world. The collection includes such rare pieces as the world's oldest soccer ball (made in the USA) and both the 1991 and 1999 FIFA Women's World Cup Trophy. The collection also includes the North American Soccer League archive, the 1994 FIFA World Cup USA archive, a rare soccer photography collection from New York depression-era photographer John Albok, materials from the U.S. National Teams in World Cup competition and artifacts from the American Soccer League of the 1920's and 1950's.

Members are elected in three categories – Player, Builder and Veteran (player) – and elections and inductions are carried out annually. Each year's class is voted on and announced during the first few months of that year, with the induction coming later in the year.

Voters in the Player category include select members of the media, Hall of Famers, past and present U.S. Men's and Women's National Team coaches, professional league coaches of four or more years tenure, and a select group of soccer administrators. The Hall of Fame members vote in the Veteran category, and in the Builder category, select national soccer administrators join the Hall of Famers in voting.



U.S. MNT MNT HISTORY WORLD CUP HISTORY PROGRAMS COMPETITIONS U.S. HISTORY & INFO

NATIONAL SOCCER HALL OF FAME MEMBERS

- PLAYERS -

Agoos, Jeff2009	Gabarra, Carin Jennings2000	O'Brien, Shamus *1990
Akers, Michelle.....2004	Gaetjens, Joseph *1976	Olaff, Gene *1971
Alberto Torres, Carlos2003	Gallagher, James *1986	Oliver, Arnold *1968
Annis, Robert *1976	Gardassanich, Gino *1976	Oliver, Len1996
Armstrong, Desmond.....2012	Gentle, James *1986	Overbeck, Carla2006
Auld, Andrew *1986	Getzinger, Rudy1991	Pariani, Gino *1976
Bachmeier, Adolph2002	Glover, Edward 'Teddy' *1965	Parlow-Cone, Cindy.....2018
Bahr, Walter1976	Gonsalves, Adelino 'Billy' * ..1950	Patenaude, Bert *1971
Balboa, Marcelo2005	Gormley, Robert.....1989	Pele1993
Barr, George *1983	Govier, Sheldon *1950	Perez, Hugo2008
Beardsworth, Fred *1965	Granitza, Karl-Heinz.....2003	Pope, Eddie2011
Beckenbauer, Franz1998	Gryzik, Joseph1973	Radosavljevic, Preki2010
Bernabei, Raymond*1978	Hamm, Mia2007	Ramos, Tab2005
Bogicevic, Vladislav 'Bogie' .2002	Harker, Albert *1979	Ratican, Harry *1950
Bookie, Michael *1986	Harkes, John2005	Renzulli, Peter *1951
Borghi, Frank *1976	Heinrichs, April1998	Reyna, Claudio2012
Boulos, John *1980	Hynes, John *1977	Roe, Jimmy *1997
Brittan, Harold *1951	Jaap, John *1953	Rote Jr., Kyle2010
Brown, David *1951	Jones, Cobi2011	Roth, Werner1989
Brown, George1995	Keller, Kasey2015	Roy, Willy.....1989
Brown, James *1986	Keough, Harry *1976	Ryan, Francis J. 'Hun' *1958
Caligiuri, Paul2004	Kropfelder, Nicholas *1996	Salcedo, Fabri *2005
Caraffi, Ralph *1959	Kuntner, Rudy *1963	Schaller, Willy *1995
Carenza, Joseph S. *1982	Lalas, Alexi2006	Scurry, Briana2017
Chacurian, Efrain 'Chico'1992	Lang, Millard *1950	Slone, Philip *1986
Chastain, Brandi.....2016	Lenarduzzi, Bob2003	Smith, Bobby2007
Chesney, Stanley *1966	Lilly, Kristine.....2014	Souza, Ed *1976
Child, Paul.....2003	Looby, William *2001	Souza, John 'Clarkie' *1976
Chinaglia, Giorgio2000	Maca, Joseph *1976	Spalding, Charles H. *1950
Cirovski, Shannon Higgins...2002	MacMillan, Shannon2016	Stark, Archie *1950
Clavijo, Fernando *2005	Mausser, Arnie2003	Stewart, Earnie2011
Colombo, Charles *1976	McBride, Brian2014	Swords, Thomas *1951
Coombes, Geoff *1976	McBride, Pat1994	Tintle, George *1952
Craddock Jr., Robert *1997	McGhee, Bart *1986	Tracy, Raphael *1986
Danilo, Paul *1997	McGuire, John *1951	Trost, Al2006
Davis, Rick.....2001	McIlvenny, Edward *1976	Vaughn, Frank *1986
Dick, Walter *1989	McLaughlin, Ben *1977	Vermes, Peter.....2013
DiOrio, Nick *1974	McNab, Alex *2005	Wallace, Frank *1976
Donelli, Aldo 'Buff' *1954	Meola, Tony.....2012	Wambach, Abby.....2019
Dooley, Thomas2010	Mieth, Werner *1974	Weir, Alex *1975
Douglas, James E. *1954	Milbrett, Tiffeny.....2018	Willey, Alan2003
Duggan, Thomas *1955	Millar, Robert *1950	Wilson, Bruce.....2003
Dunn, James *1974	Monsen, Lloyd.....1994	Wilson, Peter *1950
Ely, Alexander1997	Moore, Joe-Max2013	Windischmann, Michael2004
Fawcett, Joy.....2009	Moore, Johnny.....1997	Wolanin, Adam *1995
Ferguson, John *1950	Moorhouse, George *1986	Wood, Alex *1986
Fleming, Tom 'Whitey' *2005	Morrison, Robert *1951	Wynalda, Eric2004
Florie, Thomas *1986	Murphy, Ed1998	Zerhusen, Al.....1978
Foudy, Julie2007	Murray, Bruce.....2011	
Fricke, Werner *1992	Myernick, Glenn "Mooch"* ..2015	
Friedel, Brad2018	Nanoski, John "Jukey" *1993	
Fryer, William J. *1951	Nelson, Johnny *2005	
	Nielsen, Werner *2005	
	Ntsoelengoe, Patrick "Ace" *2003	

* deceased

NATIONAL SOCCER HALL OF FAME MEMBERS

- BUILDERS -

U.S. MNT WORLD CUP HISTORY PROGRAMS COMPETITIONS U.S. HISTORY & INFO

Abronzino, Umberto * 1971	Gansler, Bob 2011	Palmer, William * 1952
Aimi, Milton * 1991	Garber, Don 2016	Pearson, Edward * 1990
Alonso, Julius A. * 1972	Garcia, Prudencio 'Pete' * 1964	Peel, Peter J. * 1951
Andersen, William * 1956	Giesler, Walter * 1962	Peters, Wally * 1967
Anschutz, Phillip 2006	Gould, David L. * 1953	Phillipson, Don * 1987
Arizzone, John * 1971	Greer, Donald * 1985	Piscopo, Giorgio * 1978
Arena, Bruce 2010	Guelker, Robert * 1980	Pomeroy, Edgar * 1955
Armstrong, James * 1952	Guennel, Dr. G.K. * 1980	
	Gulati, Sunil 2019	Ramsden, Arnold * 1957
Barriskill, Joseph J. * 1953		Reese, Vernon R. * 1957
Berling, Clay 1995	Healy, George * 1951	Ringsdorf, J. Eugene * 1979
Best, John O. * 1982	Heilpern, Herbert * 1988	Robbie, Elizabeth * 2003
Booth, Joseph * 1952	Hemmings, William * 1961	Robbie, Joe * 2003
Boxer, Matthew * 1961	Hermann, Robert 2001	Ross, Steve * 2003
Bradley, Bob 2014	Howard, Ted 2003	Rothenberg, Alan I. 2007
Bradley, Gordon * 1996	Hudson, Maurice * 1966	Rottenberg, Jack J. * 1971
Briggs, Lawrence E. * 1978	Hunt, Lamar * 1982	
Brock, John * 1950		Sager, Thomas * 1968
Brown, Andrew M. * 1950	Ighehart, Alfreda * 1951	Saunders, Harry * 1981
		Schellscheidt, Manfred 1990
Cahill, Thomas W. * 1950	Jeffrey, William * 1951	Schillinger, Emil * 1960
Chyzowych, Walter * 1997	Johnson, Jack * 1952	Schmid, Sigi * 2015
Coll, John * 1986		Schroeder, Elmer * 1951
Collins, George M. * 1951	Kabanica, Mike * 1987	Schwarz, Erno * 1951
Collins, Peter * 1998	Kehoe, Robert 1989	Shields, Fred * 1968
Commander, Colin * 1967	Kelly, Frank * 1994	Single, Erwin * 1981
Contiguglia, Dr. Robert S. 2018	Kempton, George * 1950	Smith, Alfred * 1951
Cordery, Ted * 1975	Klein, Paul * 1953	Smith, Patrick * 1998
Craddock Sr., Robert * 1959	Kleinaitis, Alfred 1995	Spath, Reinhold 1997
Craggs, Edmund * 1969	Kozma, Oscar * 1964	Steelink, Nicolaas * 1971
Craggs, George * 1981	Kracher, Frank * 1983	Steinbrecher, Hank 2005
Cummings, Wilfred R. * 1953	Kraft, Raymond G. * 1984	Stern, Lee 2003
	Kraus, Harry * 1963	Steur, August * 1969
Delach, Joseph * 1973		Stewart, Douglas * 1950
DeLuca, Enzo * 1979	Lamm, Kurt * 1979	Stone, Robert T. * 1971
DiCicco, Tony * 2012	Larson, Bertil * 1988	
Donaghy, Edward J. * 1951	Lewis, H. Edgar * 1950	Toye, Clive 2003
Donnelly, George * 1989	Lombardo, Joseph * 1984	Triner, Joseph * 1952
Dorrance, Anson 2008	Long, Dennis 1993	
Dresmich, John W. * 1968		Walder, James A. * 1971
Duff, Duncan * 1972	MacEwan, John J. * 1953	Washauer, Adolph * 1977
	Machnik, Dr. Joe 2017	Webb, Thomas * 1987
Edwards, Gene * 1985	Magnozzi, Enzo * 1977	Weston, Victor * 1956
Epperlein, Rudy * 1951	Maher, Jack * 1970	Woods, John W. * 1952
Ertegun, Ahmet * 2003	Manning, Dr. Randolph * 1950	Woosnam, Phil * 1997
Ertegun, Nesuhi * 2003	Marre, John * 1953	
	McClay, Allan * 1971	Yeagley, Jerry 1989
Fairfield, Harry * 1951	McGrath, Frank * 1978	Young, John * 1958
Feibusch, Ernst * 1984	McGuire, James P. * 1951	
Fernley, John A. * 1951	McSkimming, Dent * 1951	Zampini, Daniel * 1963
Ferro, Charles * 1958	Merovich, Peter * 1971	
Fishwick, George E. * 1974	Miller, Al 1995	* deceased
Flamhaft, Jack * 1964	Miller, Milton * 1971	
Fleming, Harry G. * 1967	Mills, James * 1954	
Foulds, Powys A.L. * 1953	Moore, James F. * 1971	
Foulds, Sam T.N. * 1969	Morrisette, William * 1967	
Fowler, Daniel W. * 1970		
Fowler, Margaret * 1979	Netto, Fred * 1958	
	Newman, Ron 1992	
	Niotis, Dimitrios * 1963	

SOCCER PARTICIPATION

TOTAL SOCCER PARTICIPANTS

WORLD: 270 million *
CONCACAF: 43 million *
USA: 24 million *

- In 2019, there were over 4 million registered players in the United States, broken down as follows:

ADULT	244,690
USASA	201,761
AYSO	4,921
WPSL	3,412
EDP	1,640
GCPL	607
SAY	546
NPSL	3,132
US Club Soccer	14,756
WCSA	2,070
UWS	11,845
YOUTH	3,782,491
U.S. Soccer Development Academy	20,592
AYSO	385,115
US Club Soccer	475,467
SAY Soccer	93,593
USSSA	6,315 (2017)
US Youth Soccer	2,698,874
PROFESSIONAL	1,800
TOTAL (2019)	4,028,981

The USA's 4 million registered players are the second most in the world, behind only Germany (6.3 million*), and ahead of third-ranked Brazil (2.1 million*).

Soccer continues to see impressive participation growth at the high school and collegiate levels. In the 2014-15 academic year, Soccer was fourth most popular high school sport for girls (behind only track and field, volleyball and basketball) with 375,681 participants, but showed the steepest continued incline in new participants[^] over the last 15 years. Participation levels increase for soccer at the collegiate level relative to all other sports with only track and field involving more athletes; however new track and field team numbers are stagnant, while colleges and universities continue adding women's soccer programs with 599 having been started throughout the country since 1988-89.+

With approximately 145,000 registered referees, the U.S. is second in the world behind only Japan.

According to the 2010 FIFA Big Count, there are nearly 800,000 soccer officials in the U.S. (coaches, referees, administrators).

* Source: *fifa.com (The Big Count, 2010)*

[^] Source: *2015-16 National Federation of State High School Associations Handbook + NCAA Participation Rates Going Up - Nov 2, 2011 (NCAA.com)*



SOCCER ON TELEVISION

As the game has grown in the United States, so has the amount of soccer on television. With the amount of coverage increasing each year, soccer fans in the U.S. are able to watch games – in a single weekend no less – from top leagues in countries such as Argentina, Brazil, England, France, Germany, Italy, Mexico, and Spain.

Remarkable growth in the demand for domestic soccer viewership led to the signing of a landmark TV rights deal between U.S. Soccer, MLS and major television broadcasters ESPN, FOX Sports and Univision in 2014. An eight-year agreement through 2022 will see all three networks televise both U.S. Men's and Women's National Team matches. ESPN and FS1 will split the English-language Men's National Team broadcast package of approximately 10 games per year and will likewise share the schedule of Women's National Team games. Univision Deportes, the exclusive Spanish language home of U.S. Soccer, will broadcast all U.S. MNT games, plus a minimum of four U.S. WNT matches each year throughout the term of the agreement.

The U.S. viewer has benefited from the overall increase in the number of televised games, be they domestic or international matches, and viewership will continue to grow in the years to come.

Details of the U.S. Soccer and MLS television broadcast deal through 2022:

ESPN Networks & FOX Sports

- ESPN and FOX Sports 1 will share all U.S. Soccer matches.
- ESPN and FOX Sports will share MLS Cup Playoff matches outside of two Univision games.
- MLS Cup will alternate each year between ESPN and FOX Sports.
- The AT&T MLS All-Star Game will alternate each year between ESPN and FOX Sports.

ESPN Networks

- ESPN will broadcast a minimum of 34 MLS regular season games, on an exclusive basis, on Sundays at 5 p.m. ET primarily on ESPN2.
- ESPN3 will carry the matches in MLS' out-of-market package.
- ESPN Radio and ESPN Deportes Radio networks have the rights to broadcast MLS matches.
- ESPN obtains digital rights across all platforms and devices for the games it televises.

FOX Sports

- FOX Sports will broadcast a minimum of 34 MLS regular season games, on an exclusive basis, on Sundays at 7 p.m. ET primarily on FOX Sports 1.
- FOX Sports obtains digital rights across all platforms and devices for the games it televises, including its FOX Sports GO mobile app and FOXSportsGO.com for desktops.
- FOX Sports obtains digital highlight rights for MLS's out-of-market package via FOX Sports digital platforms
- FOX Sports Radio network has the opportunity to broadcast MLS matches.
- Opportunity to broadcast the MLS SuperDraft and other marquee MLS events.

Univision

- All U.S. Soccer Men's National Team matches, including a minimum of four U.S. Women's National Team matches each year over the duration of the deal.
- Minimum of 34 MLS regular season games, on an exclusive basis, on Friday evenings either at 7 p.m. ET or 11 p.m. ET primarily on UniMás.
- Two MLS Cup Playoff matches per season, on an exclusive basis, during the knockout round.
- The AT&T MLS All-Star Game and MLS Cup, exclusively in Spanish on Univision.
- Exclusive MLS matches on the Univision networks will include second audio program (SAP), providing viewers the option of watching games in English. English audio also will be available for matches televised on Univision's digital platforms.
- Univision Deportes Network (UDN), Univision's 24 hour sports network, will feature five to seven consecutive Friday doubleheaders in May and June that will be surrounded by two hours of MLS ancillary programming.
- UDN will televise a weekly MLS wrap-up program and a condensed MLS match of the week each Sunday.
- Univision obtains digital rights across all platforms and mobile devices for the games it televises.

2018/2022 FIFA WORLD CUP TELEVISION RIGHTS

In October of 2011, the amazing growth of the sport was demonstrated when a bidding war over the U.S. broadcast rights for the 2018 and 2022 FIFA World Cups played out in Zurich, Switzerland. In the end, a record sum of more than \$1 billion was paid by Fox and Telemundo, an increase of more than 147 percent over the combined \$425 million that ESPN and Univision paid for the rights to the 2010 and 2014 tournaments.

Fox paid a reported \$450 to \$500 million to beat out ESPN and NBC for the English rights, while Telemundo is said to have paid \$600 million to outbid Univision for the Spanish rights. Additionally, FIFA granted FOX the U.S. broadcast rights for the 2026 World Cup, which was awarded to the United Bid from Canada, Mexico and the United States at the 2018 FIFA Congress.

U.S. TELEVISION RIGHTS FEES FOR FIFA WORLD CUP

Year	Fee	English Network	Fee	Spanish Network	Total Fee
2002/2006	\$40M	ABC/ESPN	\$125M	Univision	\$165M
2010/2014	\$100M	ABC/ESPN	\$325M	Univision	\$425M
2018/2022	\$450M	FOX	\$600M	Telemundo	\$1.05B

MOST WATCHED SOCCER GAMES IN U.S. HISTORY

Rank	Date	Match	Networks	Viewers
1	July 13, 2014	Germany-Argentina	ABC/Univision	29.2m
2	July 5, 2015	USA-Japan	FOX	26.7m
3	June 22, 2014	USA-Portugal	ESPN/Univision	24.7m
4	July 11, 2010	Spain-Netherlands	ABC/Univision	24.7m
5	July 1, 2014	USA-Belgium	ESPN/Univision	21.6m

2019 WOMEN'S WORLD CUP U.S. GAME VIEWERSHIP

U.S. VS. THAILAND (JUNE 11)

FOX – 2 million households
2.6 million viewers
Telemundo – 290K households
446K viewers
Combined – 2.3 million households
3 million viewers

U.S. VS. CHILE (JUNE 16)

FOX – 3.6 million households
5.3 million viewers
Telemundo – 468K households
744K viewers
Combined – 4 million households
6 million viewers

U.S. VS. SWEDEN (JUNE 20)

FOX – 2.8 million households
3.7 million viewers
Telemundo – 302K households
405K viewers
Combined – 3.1 million households
4.1 million viewers

U.S. VS. SPAIN (JUNE 24)

FS1 – 2.4 million households
3.2 million viewers
NBCSN – 79K households
103K viewers
Telemundo – 500K households
656K viewers
Combined – 3 million households
3.9 million viewers

U.S. VS. FRANCE (JUNE 28)

FOX – 4.5 million households
6.1 million viewers
Universo – 115K households
156K viewers
Combined – 4.6 million households
6.3 million viewers

U.S. VS. ENGLAND (JULY 2)

FOX – 5.1 million households
7.1 million viewers
NBCSN – 78K households
115K viewers
Telemundo – 639K households
919K viewers
Combined – 5.8 million households
8.1 million viewers

U.S. VS. NETHERLANDS (JULY 7)

FOX – 9.1 million households
14 million viewers
Telemundo 846K households
1.3 million viewers
Combined 10 million households
15.3 million viewers

2014 MEN'S WORLD CUP U.S. GAME VIEWERSHIP

U.S. VS. GHANA (JUNE 16 AT 6 P.M. ET)

ESPN – 6.3 million households
11.1 million viewers
Univision – 6.4 million households
4.8 million viewers
Combined – 12.7 million households
15.9 million viewers

U.S. VS. PORTUGAL (JUNE 22 AT 6 P.M. ET)

ESPN – 9.6 million households
18.2 million viewers
Univision – 7.1 million households
6.5 million viewers
Combined – 16.7 million households
24.7 million viewers

U.S. VS. GERMANY (JUNE 26 AT 12 P.M. ET)

ESPN – 6.7 million households
10.8 million viewers
Univision – 5 million households
3.4 million viewers
Combined – 11.7 million households
14.2 million viewers

U.S. VS. BELGIUM (JULY 1 AT 4:00 P.M. ET)

ABC – 9.8 million households
16.5 million viewers
Univision – 6.8 million households
5.1 million viewers
Combined – 16.6 million households
21.6 million viewers

WORLD CUP FINAL GERMANY VS. ARGENTINA (JULY 13 AT 3 P.M. ET)

ABC – 9.1 million households
17.32 million viewers
Univision – 7.8 million households
17.08 million viewers
Combined – 16.9 million households
34.4 million viewers

FIFA®

FIFA - SOCCER'S WORLD GOVERNING BOARD

Founded in 1904 to provide unity among national soccer associations, the Federation Internationale de Football Association (FIFA) boasts 211 members, rivaling that of the United Nations, and is arguably the most prestigious sports organization in the world.

FIFA was established on May 21, 1904, by seven national associations — Belgium, Denmark, France, Netherlands, Spain, Sweden and Switzerland — to “promote the game of Association Football (as opposed to rugby or American football), to foster friendly relations among National Associations, Confederations, their officials and players, by promoting the organization of football matches at all levels, and to control every type of association football by taking steps as shall be deemed necessary or advisable.”

FIFA's birth was a result of the growing number of international games shortly after the dawn of the 20th century. Soccer leaders in Europe felt that such expanded competition required a governing body, and under the leadership of Robert Guerin, a French journalist, the seven founding members gathered in Paris to shape the future of the sport. Guerin, FIFA's first president, presided over the organization from 1904 to 1906. Seven other men have also served as FIFA president, including Jules Rimet for 33 years from 1921 to 1954.

Currently, Italy's Gianni Infantino serves as FIFA president, having been elected in 2016's Extraordinary Congress held in the wake of corruption allegations against numerous FIFA Officials that resulted in former president Joseph “Sepp” Blatter stepping aside and then being banned from FIFA by its Ethics Committee. FIFA's general secretary since 2009, Infantino served a three-year term as FIFA president and was re-elected for a second term at the 2019 FIFA Presidential Election during the 69th FIFA Congress in Paris on June 5.

Under FIFA's governance soccer has become the world's most popular sport. According to the Federation's 2006 “Big Count,” the game is played by more than 150 million registered athletes — including 10 million women — and viewed by billions of fans in stadiums and on television worldwide.

As soccer's ultimate administrative authority, FIFA governs all facets of the game: regulating the rules of play, overseeing the transfers of players internationally, organizing international competitions such as the FIFA World Cup, establishing standards for refereeing, coaching and sports medicine, and encouraging soccer's development around the world.

Among the official world championships staged by FIFA are the World Cup, the Women's World Cup, the Under-20 World Cup, the Under-20 Women's World Cup, the Under-17 World Cup, the Under-17 Women's World Cup, the Beach Soccer World Cup and the Futsal World Cup. Additionally, FIFA oversees the men's and women's Olympic Football Tournament staged under the auspices of the International Olympic Committee every four years. FIFA has also staged the FIFA Confederations Cup, a competition between each of its confederations' champions, and the FIFA Club World Cup, which was held at the beginning of 2000 for the first time in Brazil.


President: Gianni Infantino

General Secretary: Fatma Samoura

Headquarters: FIFA House • Forrenweidstrasse • Zürich, Switzerland

Correspondence Address: FIFA-Strasse 20 • P.O. Box 8044 Zürich, Switzerland

Phone: 41-43-222-7777 • **Fax:** 41-43-222-7878 • **Web Site:** www.fifa.com



Concacaf

HOST OF THE WORLD'S GAME

The Confederation of North, Central America and Caribbean Association Football (Concacaf) was founded in 1961 and serves as the organizing body for 41 national associations, including the United States, and spans from Canada in the north to Suriname in the south. Concacaf organizes international competition in a number of events, including the Champions League, qualifying tournaments for all FIFA competitions and the Gold Cup.

Concacaf kicked off the summer of 2018 with the announcement that the United Bid of the United States, Canada and Mexico was awarded the right to host the 2026 FIFA World Cup. In October, three teams: the USA, Canada, and Jamaica, qualified for the 2019 FIFA World Cup in France. Jamaica became the first women's team from the Caribbean to qualify for a FIFA Women's World Cup.

In 2017, the United States won the biannual confederation championship in thrilling fashion with a 2-1 win against Jamaica in the 2017 Gold Cup final.

The previous year in 2016, Concacaf hosted the Copa America Centenario in honor of the 100th anniversary of the world's oldest international football tournament. In stunning fashion, Chile retained the Copa America crown it had also won a year earlier in a rematch against Argentina in the Centenario Final that drew 82,026 fans, making it the most well-attended final of the Millennium. Staged outside South America for the first time, the tournament featured six teams from Concacaf and all 10 teams from CONMEBOL as the two American Confederations partnered for the historic competition, setting a new standard for worldwide inter-confederation cooperation.

2015 began Concacaf's current run of hosting the world's largest football tournaments when it held the FIFA Women's World Cup in Canada - its first World Cup at the full international level since the United States hosted the Women's World Cup in 2003. In recent history, Concacaf has hosted the 2014 U-20 Women's World Cup in Canada, the 2011 U-17 World Cup in Mexico and the 2010 U-17 Women's World Cup in Trinidad & Tobago.

The 2012 London Olympic Games proved to be a landmark tournament for the confederation as the U.S. Women's National Team and Mexico U-23 Men's National Team captured gold, making it the first time in the competition's history that teams from the same confederation stood atop the podium.

The 2002 World Cup was a banner tournament for Concacaf that saw the U.S. advance to the quarterfinals, while Mexico won their group to earn a second round berth in Korea and Japan.

In 2005, Concacaf saw one of its men's teams win the first-ever outdoor world championship in the confederation's history as Mexico swept through the FIFA U-17 World Cup in Peru.

In 2000, Guatemala hosted the FIFA Futsal World Cup and in doing so became the first Central American country to host a FIFA world championship. And in 2001, Trinidad & Tobago hosted the spectacular Under-17 World Cup, becoming the first Caribbean country to host a world championship. A year later, the first-ever FIFA Women's Under-19 World Cup was staged in Canada in 2002 and won by the United States. After Trinidad & Tobago hosted the U-17 Women in 2010, Mexico welcomed the 2011 U-17 World Cup for men and triumphed as tournament champions.

As the Confederation's premier event, the Gold Cup is traditionally played every two years by the national teams within Concacaf. It rotated to an odd-year, summer schedule in 2003. Mexico, eight-time winner of the Gold Cup, defeated the U.S. in the 1993, 1998, 2009, 2011 and 2019 finals, downed Brazil in '96 and 2003 and defeated Jamaica in 2015. The U.S. has won six Gold Cups, the inaugural 1991 event, and again in 2002, 2005, 2007, 2013 and 2017. The 2000 Gold Cup was perhaps the most surprising, with Canada taking home their first major international title as the U.S. and Mexico failed to qualify for the semifinals. In 2015, the Confederation's entrant to the FIFA Confederations Cup shifted to a system whereby one nation must win the two Gold Cups held before the Confederations Cup or, if it does not win both editions, enter a one-game playoff against the nation that also won either of the Gold Cup tournaments in advance of a Confederations Cup.

The Women's Gold Cup lasted for three events, with the U.S. winning all three events in 2000, 2002, 2006. In 2002, it took a golden goal from Mia Hamm for the U.S. to dispatch Canada in the final, 2-1, and in 2000 the U.S. downed guest-team Brazil 1-0 to claim the championship. In the most recent edition of the tournament, the U.S. again prevailed in extra time, this time courtesy of a Kristine Lilly penalty kick in the 120th minute. The Women's Gold Cup is now known as the Concacaf Women's Championship.

Concacaf competed in the FIFA Club World Cup for the first time in 2000, when Mexico's Necaxa impressed with a third place finish in the 2000 tournament in Brazil. Most recently, the confederation's best finish came from Mexico's Monterrey, which claimed third in 2012. The Concacaf club tournament, which is contested amongst 38 nations' domestic league champions, was won by D.C. United in 1998 and 2001. In 2008, Concacaf unveiled its own Champions League to replace the Champions Cup and decide the region's annual club title.

In 1994, Concacaf joined Europe and South America as the only confederations to host three or more World Cup finals. Mexico welcomed the world twice, in 1970 and 1986, while the United States staged the event for the first time in 1994.

Headquarters: Concacaf • 1000 5th Street, Suite 304 • Miami Beach, FL 33139 • USA
Phone: 305-704-3232 • **Fax:** 305-397-8813 • **Web Site:** www.concacaf.com

SOCCER IN THE USA

Professional



Major League Soccer (MLS)
420 Fifth Avenue
7th Floor
New York, N.Y. 10018
Phone: 212-450-1200
Fax: 212-450-1300
www.mlssoccer.com
Commissioner: Don Garber

Launched on April 6, 1996, Major League Soccer is the U.S. Soccer sanctioned Division I outdoor professional soccer league in the United States. The LA Galaxy are the league's most successful team and its first to claim five MLS Cup titles (2002, 2005, 2011, 2012, 2014), surpassing D.C. United, winners of three of the first four MLS Cup titles (1996, 1997 & 1999) as well as the 2004 crown. Two more clubs have claimed multiple titles; the San Jose Earthquakes (2001, 2003) and Houston Dynamo (2006, 2007). They are joined on the list of MLS Cup champions by the Chicago Fire (1998), Colorado Rapids (2010), Columbus Crew (2008), Real Salt Lake (2009), Sporting Kansas City (2013), Portland Timbers (2015), Toronto FC (2017) Atlanta United FC (2018) and reigning champions Seattle Sounders FC (2016, 2019).

In 2020, the league will continue to be divided into two conferences: Eastern Conference – Atlanta United FC, Chicago Fire FC, Columbus Crew SC, D.C. United, FC Cincinnati, Inter Miami CF, Montreal Impact, New England Revolution, New York City FC, New York Red Bulls, Orlando City, Philadelphia Union, Toronto FC; Western Conference – Colorado Rapids, FC Dallas, Houston Dynamo, LA Galaxy, Los Angeles FC, Minnesota United, Nashville SC, Portland Timbers, Real Salt Lake, San Jose

Earthquakes, Seattle Sounders FC, Sporting Kansas City and Vancouver Whitecaps FC.

The league has expansion plans to bring the total count of teams to 30 by 2022, with six teams joining the league over the next three years. Nashville and Miami begin play in 2020, Charlotte and Austin, Texas in 2021 and then Sacramento and St. Louis will join in 2022.

MLS has a unique ownership and operating structure, based on a “single entity” concept. Unlike other professional sports leagues, which are a confederation of independent franchise owners, MLS’ “single entity” structure allows investors to own an interest in the league, as well as individual teams. MLS believes that the structure will better position the league for long term success.



National Women's Soccer League (NWSL)
1556 S. Michigan Ave, Floor 2
Chicago, IL, 60605
Phone: 312-549-8900
Fax: 312-549-8900
www.NWSLsoccer.com
President: Amanda Duffy

The National Women's Soccer League (NWSL) is a nine-team Division-I women's professional soccer league featuring national team players from around the world. The clubs are the Chicago Red Stars, Houston Dash, North Carolina Courage, Orlando Pride, Portland Thorns FC, OL Reign, Sky Blue FC, Utah Royals FC and Washington Spirit. Based in Chicago, the NWSL is supported by the Canadian Soccer Association and the United States Soccer Federation.

Highlighted by 23 current FIFA Women's World Cup Champions and 58 FIFA Women's World Cup team members, the NWSL will

kick off its historic eighth season in 2020 as fans will get to enjoy some of the biggest names in women's soccer – such as U.S. internationals Carli Lloyd, Becky Sauerbrunn, Julie Ertz, Crystal Dunn, Lindsay Horan, Tobin Heath, Megan Rapinoe and Alex Morgan as well as Canada internationals Christine Sinclair, Allysha Chapman and Shelina Zadorsky. In addition, the league will also feature other notable stars such as Australia international Samantha Kerr, Wales international Jess Fishlock and Brazil internationals Debinha and Marta.

The league will be looking to build on a 2019 season that saw record attendances and record-breaking moments that marked a stellar year for the league. The North Carolina Courage continued its dominance and went on to lift the trophy in 2019 for a second consecutive season with the added bonus of doing it in their own stadium after cruising to a 4-0 victory against the Chicago Red Stars.

Based in Chicago, the NWSL is supported by the Canadian Soccer Association and the United States Soccer Federation. In March of 2020, the league announced a landmark, multi-year media rights agreements, in which CBS Sports and Twitch have acquired the rights to exclusively present all NWSL matches for the next three years, beginning with the upcoming 2020 season.



United Soccer Leagues (USL)
1715 N. Westshore Blvd., Suite 825
Tampa, Fla. 33607
Phone: 813-963-3909
Fax: 813-963-3807
www.uslsoccer.com
President: Jake Edwards

USL has become the largest organization of elite-level soccer leagues in North America

by building on the vision, commitment, and passion of players, fans and investors. Now in its third decade of operation, USL continues to be a driving force in the growth of soccer in the United States and Canada.

Overseeing the USL Championship (USSF Division II), USL League One (USSF Division III), and USL League Two (Pre-Professional), the organization is built on a proven and recognized model in international football and counts more than 125 clubs in its membership.

USL provides a clearly defined path for the progression of soccer players beginning at the youth level (Super Y League), continuing through the amateur level (USL League Two) and up to the professional level (USL League One and USL Championship). A platform for countless players to reach for their dreams each year, USL is devoted to developing the sport at the grassroots level in every community across the region.

Based in Tampa, Fla., the USL has grown during the past decade into a model organization with strong corporate partnerships and stable organizational leadership. It features a dedicated staff of more than 60 professionals across 17 departments ranging from operations, digital, communications and club services, each of which provides unparalleled support to member clubs and outside partners. Sanctioned by the U.S. Soccer Federation, the USL is #UnitedForSoccer, moving the game forward in North America.

Amateur



United States Adult Soccer Association (USASA)
7000 S. Harlem Ave
Bridgeview, Ill. 60455
Phone: 708-496-6870
Fax: 708-496-6897
www.usadultsoccer.com
Executive Director: Duncan Riddle

The U.S. Adult Soccer Association, based at Toyota Park, Bridgeview, IL, is responsible for developing adult soccer leagues and competitions for players over the age of 19. Within the USASA, local clubs are affiliated with leagues which, in turn, are affiliated with their state associations. A competitive and recreational oriented organization, the USASA provides soccer opportunities for both men and women on a national basis.

The USASA stages the annual National Championships Series, which features competitions for all levels of adult players from U23 to over 70 years of age. The Championships Series also features the historic men's and women's National Amateur and Open Cups.

The USASA, in association with the U.S. Soccer Federation, helps stage the annual Lamar Hunt U.S. Open Cup, which is the oldest annual team tournament in the United States, dating back to 1914 when the Brooklyn Field Club won the first national title by defeating the Brooklyn Celtics in Pawtucket, R.I.

Youth



US Club Soccer
192 E. Bay St., Ste. 301
Charleston, S.C. 29401
Phone: (843) 614-4140
www.usclubsoccer.org
CEO/ Executive Director: Kevin Payne

A National Association member of the U.S. Soccer Federation, US Club Soccer is a non-profit organization committed to the development and support of soccer clubs in the United States.

US Club Soccer has been a good standing affiliate of the U.S. Soccer Federation since 2001. A nine-member Board of Directors, all of whom must be experienced coaches in member soccer clubs, makes policy decisions for the organization.

Through US Club Soccer, all of a club's programs – rec, youth competitive and adult – are able to be united under one organizational umbrella, creating a “members for life” culture within each club.

US Club Soccer's local and national programs have been developed with strong input from clubs around the country and with a minimum of rules and restrictions. This allows US Club Soccer to effectively foster the growth and development of clubs throughout the United States, creating the best possible development environment for players of all ages in every club.

Among these programs are the National Premier Leagues (NPL), which include 19 leagues throughout the country to provide high-level competition, and to elevate and change the competitive youth landscape based upon US Club Soccer's fundamental principles. These leagues extend developmental principals espoused by the U.S. Soccer Development Academy into younger age groups and additional clubs, providing a platform for long-term player development.

While the NPL provides meaningful league-based competition culminating yearly with the NPL Finals, US Club Soccer also offers national championship aspirations to clubs through the National Cup, a cup-based competition consisting of state cups, Regional events and the National Cup Finals.

US Club Soccer and the Elite Clubs National League have created a national competition and development platform for 13-U through 18/19-U boys. The Elite National Premier League (ENPL) provides local and national regular-season competition, national showcase events and postseason playoff competition for top teams across the country.

The ENPL includes both member Elite Clubs National League conferences (ECNL Boys Conferences) and member National Premier Leagues (NPLs), providing multiple entry

paths into the competition. ENPL competition includes 13-U, 14-U, 15-U, 16-U, 17-U and 19-U boys age groups, and includes participating teams from two independent qualification paths: (i) qualifying teams from designated National Premier Leagues across the country; and (ii) qualifying teams from ECNL Boys club-based conferences across the country.

The popular id² Program is an Olympic Development Program approved by the United States Olympic Committee and U.S. Soccer Federation. Annually, the id² Program consists of four id² Training Camps in various locations around the country and National Selection programming for boys (id² National Selection International Tour) and girls (Nike National Training Camp, powered by id² and ECNL). Targeted age cycles are coordinated in conjunction with U.S. Soccer.

The id² Program consistently identifies and develops players ready for youth national team training camps and beyond. Players such as Christian Pulisic, Tyler Adams, Deandre Yedlin, Tim Weah, and Josh Sargent have all participated in the id² Program.

US Club Soccer is also committed to the development of coaches and administrators. Currently, it co-hosts Director of Coaching Diploma courses with the National Soccer Coaches Association of America (NSCAA) and believes the key to player development is coaching development – better coaches develop better players and better coaches are developed by better clubs.



US Youth Soccer
9220 World Cup Way
Frisco, Texas 75034
Phone: 800-4-SOCCER
Fax: 972.334.9960
www.usyouthsoccer.org
Chief Executive Officer: Skip Gilbert

From its humble beginnings in 1974 with just more than

100,000 registered players to its current registration of more than 3,000,000 players between the ages of five and nineteen, US Youth Soccer has always been recognized as a leader in youth sports organizations. US Youth Soccer is the largest member of the United States Soccer Federation and is comprised of over 600,000 volunteers and administrators, and over 300,000 dedicated coaches, most of whom also are volunteers.

US Youth Soccer membership is divided into four regions: East, Midwest, South and West. 55 member State Associations make up US Youth Soccer with one in each state, and two in California, New York, Ohio, Pennsylvania and Texas. Boys and girls then register to play with one of the 10,000+ clubs or leagues within the jurisdiction of the various Member State Associations.

US Youth Soccer offers both recreational and competitive programs. The recreational programs offer great opportunities for players primarily interested in fun, fitness and friendship. Small-sided games are encouraged for players under the age of 10. For more advanced players, US Youth Soccer offers highly competitive or select leagues including the National Championship Series, Olympic Development Program, Regional Leagues and the National League.

In addition, US Youth Soccer offers TOP Soccer (The Outreach Program for Soccer) for young athletes who are mentally or physically challenged and Soccer Across America for young people living in underserved or economically disadvantaged areas.

Every year the organization also stages the National Youth Championship with different national titles up for grabs in boys and girls soccer for youth players from Under-13 through Under-19. The Under-19 Boys' James P. McGuire Cup is the most prestigious of the competition's trophies, dating back to 1935. First competed in 1980, the J. Ross Stewart Cup for Under-19 Girls is the oldest women's youth trophy.

In the summer of 2005, US Youth Soccer moved its national headquarters to Frisco, Texas, where it shares office space with FC Dallas of MLS.



American Youth Soccer Organization (AYSO)
19750 S. Vermont Avenue, Suite 200
Torrance, Calif. 90502
Phone: 800-872-2976
Fax: 310-525-1155
www.ayso.org
National President: Michael Karon

Founded in 1964, the AYSO is a national association affiliated with U.S. Soccer and operates soccer programs with more than 500,000 children participating throughout the U.S. AYSO operates programs so young people can learn to develop a positive self-image, self-confidence and other character traits through their interest and participation in the sport.

More than 50 years later, AYSO now has thriving programs for kids and adults in nearly 900 communities all over the country – and internationally in the Virgin Islands and Trinidad and Tobago – over eight million AYSO alumni, and a name that's recognized nationwide.

AYSO's success has been based on the philosophies of "Everyone Plays@™" and "Balanced Teams," ideas originated 50 years ago by founder Hans F.W. Stierle. AYSO requires every player to play at least half of every game and that individual teams are balanced every year to assure fair play. Other AYSO tenets include open registration, positive coaching and good sportsmanship.

Each year AYSO forms new teams as evenly balanced as possible, providing a stronger learning experience for players as they play teams comprised of similar ability. It also allows for each player to experience playing with a wide variety of teammates of different skill levels.

AYSO is a volunteer-driven organization of more than 225,000 parents and friends who serve as coaches, referees and team administrators. A full-time staff administers AYSO from the organization's National Office in Torrance, California.



Soccer Association for Youth, USA (SAY)
Enterprise Business Park
2812 East Kemper Road
Cincinnati, Ohio 45241
Phone: 800-233-7291
or 513-769-3800
Fax: 513-769-0500
www.saysoccer.org
Executive Director: Doug Wood

The Soccer Association for Youth (SAY) is a national affiliate member of U.S. Soccer and was founded in 1967. SAY is a "Grass Roots" organization with minimal employees' nationwide and is therefore able to offer lowered participation costs. With more than 100,000 players, 36,000 coaches and 3,000 volunteer administrators, SAY Soccer has mastered the art of serving players, parents, coaches and communities.

SAY provides a wide array of services and support to our members including but not limited to Liability and Accident insurance (at no additional cost), coaching and referee support, legal and administrative assistance, US Soccer Affiliation, publications for all members, Online Store, and an opportunity for children to experience the game of soccer in a fun and safe environment.

SAY Soccer provides programming for recreational, competitive and adult players. There are never any additional team fees or sanctioning fees. They aim to provide programs structure and support when they need it, and the freedom and flexibility when they want it. SAY Soccer is "The" Leader in Youth Soccer Support.

Other Organizations




American Amputee Soccer Association
1033 Creekside Drive
Wilmington, DE 19804
Phone: 302-383-2665
Fax: 302-683-0113
Email: rgh@ampsoccer.org
Web: ampsoccer.org
President: Rick Hofmann



Armed Forces Sports Council
Summit Center
Alexandria, Va. 22302-4418
Phone: 888-875-7529
Fax: 703-681-1616
Email: Kenneth.J.Polk@us.army.mil
Web: armedforcesports.defense.gov



United Soccer Coaches
30 W. Pershing Road, Suite 350
Kansas City, MO 64108
Phone: 816-471-1941
Fax: 816-474-7408
membership@unitedsoccercoaches.org
Web: www.unitedsoccercoaches.org
President: Kevin Sims



United States Power Soccer Association (USPSA)
P.O. Box 1181
Carmel, Ind. 46033
Phone: 866-928-9009
info@powersoccerusa.org
Web: www.powersoccerusa.org
President: Jim Labas



United States Specialty Sports Association – Soccer (USSSA)
5800 Stadium Parkway
Melbourne, FL 32940
Phone: 800-741-3014
Web: www.ussa.com/soccer
CEO: Don DeDonatis



U.S. Futsal
P.O. Box 40077
Berkeley, Calif. 94704-4077
Phone: 510-836-8733
Fax: 650-242-1036
Email: info@futsal.com
Web: www.futsal.com
President & CEO: Alexander J.C. Para



USA Deaf Soccer
Web: www.usdeafsoccer.com
Social: @USADeafSoccer
President: Suzanne Anderson

CHICAGO: HOME TO U.S. SOCCER HOUSE

In the tradition of many world soccer federations and the FIFA House in Zurich, the U.S. Soccer Federation took up residence in two refurbished mansions in Chicago's Prairie Avenue Historical District more than two decades ago. Since dubbed the U.S. Soccer House, the corner of 18th Street and Prairie Avenue now serves as the American home of the world's most popular sport.

Formerly located in Colorado Springs, Colo., U.S. Soccer moved their operational base into the Kimball house at 1801 South Prairie Avenue and the Coleman-Ames house at 1811 South Prairie Avenue in December of 1991.

Dating back to 1873, Soccer House was built by William Wallace Kimball, founder of Kimball pianos and organs; Joseph Coleman, president of a hardware manufacturing firm; and Coleman's wife, Leonora, who served on the board of the Women's Christian Association in 1886.

There was a time when Prairie Avenue, from 16th to 22nd streets, was the "Fifth Avenue" of the Midwest. The area is a testament to the hard work and dedication of the men and women who helped shape the industrialization of the Midwest and in 1979 it was designated an historical district.


Nearly 20 millionaires once resided within Soccer House's six-block area. Families who were influential in the industrialization of the Midwest and called South Prairie Avenue home included: George Pullman (railroad cars), John J. Glessner (farming implements), Marshall Field (retailer), Samuel Allerton (banker) and Philip Armour (meat packing).



Kimball House circa 1895



Kimball House



Coleman-Ames House



Prairie Avenue Historical District

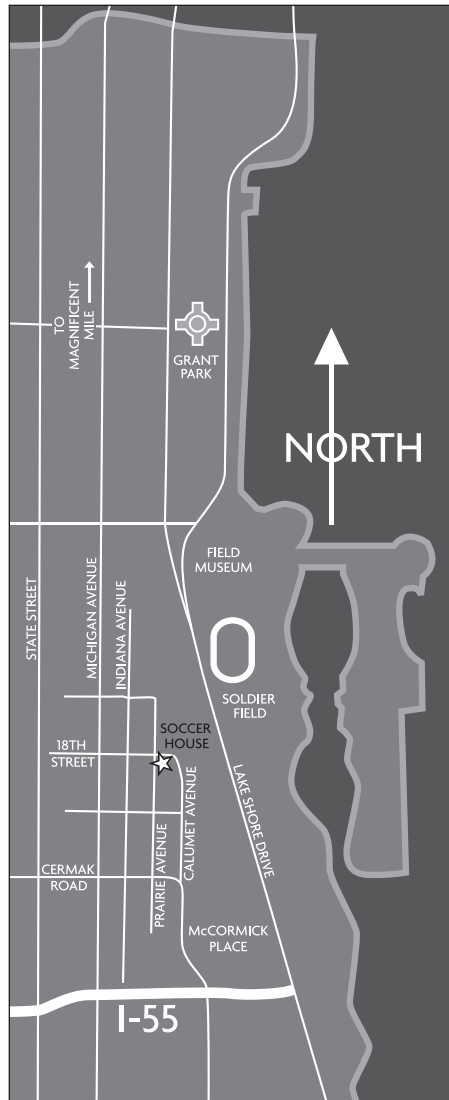
Construction of Prairie Avenue began after the Great Chicago Fire of 1871 when Pullman became the first millionaire to move to the area, building the grandest of Prairie Avenue mansions in 1873. Friends of Pullman followed his lead and also built extravagant homes on Prairie Avenue. The Marshall Field House was the first in the neighborhood to be electrically lit.

The Kimball House, built of Bedford limestone and topped with a slate roof, has an exterior consisting of numerous large and small turrets, gables, balconies and ornamental iron-railed galleries. The interior of Kimball House is as extravagant as its exterior, with wood abundant throughout. The ceilings are beamed in oak and mahogany, and fireplaces made of onyx warm the parlor.

Neighboring the Kimball House to the south is the Coleman-Ames House built in 1886. Numerous families have resided in this mansion. Coleman, the original owner, lived in the home until 1888, when he sold the mansion to Massachusetts coal merchant Miner T. Ames. Ames resided in the house for just two years before he died in 1890. The Coleman-Ames house is home to U.S. Soccer's coaching, refereeing, accounting and technology departments.

It wasn't until the late 1940s that a connecting link between the Kimball and Coleman coach houses was erected, designed to give the courtyard a unified appearance.

With its historic appearance, Soccer House has been Chicago's home to Hollywood, serving as a location shoot for a number of motion pictures, including extended use for the filming of Richard Gere's "Primal Fear."



U.S. SOCCER TIMELINE

Early 1800s: As was the case in England, many American schools and colleges played forms of football, but under rules that varied from place to place.

1862: The Oneida Football Club, made up of Boston prep school students, was organized by Gerritt Smith Miller. The game the Oneidas played was more like rugby than like soccer, but they were the first American team playing any type of football to be organized on a continuing basis, rather than just for the day.

1866: The first game in America using the association football rules standardized three years before in London was played on Oct. 11 in Waukesha, Wis. A team of Carroll College students beat a team of local residents.

1869: A week after they played what has been called the first American football game, teams from Princeton and Rutgers met on Nov. 13 in Princeton, N.J., in a game using association football rules, the first intercollegiate soccer game in America.

1876: Most of the football-playing colleges abandoned soccer in favor of rugby. However, within a few years soccer had begun to take hold in immigrant communities in various American locations such as Fall River, Mass.; Kearny, N.J., and St. Louis.

1883: The first soccer league in America, the Western Football Association, was organized in St. Louis.

1884: The American Football Association, only the second national soccer association outside of the British Isles, but one that was really more regional than national, was organized in Newark, N.J.

1885: The first American Football Association Cup was won by ONT of Kearny, N.J., and a team representing the United States played one from Canada in Kearny on Nov. 28 in the first "international" game in America.

1894: The first attempt to start a pro soccer league in the United States, the American League of Professional Football Clubs, lasted for only three weeks in October. However, a longer-lasting league, the National Association Foot Ball League, began the following spring.

1898: A depression resulting from the financial panic of 1893 caused the suspension of both the American Football Association and the nation's leading league, the National Association Foot Ball League of New Jersey.

1904: A Canadian team won the soccer competition at the Olympic Games in St. Louis.

1905: A 17-game North American tour by the Pilgrims, an English amateur team, helped to revive soccer in the United States. St. Leo's won the first of its 10 consecutive St. Louis Major League titles.

1906: West Hudson of Harrison, N.J., won the first championship of the revived AFA Cup. A year later, it added the first championship of the revived National Association Foot Ball League.

1913: The United States Football Association was founded at an April 5 meeting in New York. FIFA, which had been founded in 1904, granted it provisional

membership later in the year and full membership in 1914.

1914: The first National Challenge Cup tournament, the championship of the new USFA, was won by the Brooklyn Field Club (the tournament's name was later changed to the U.S. Open Cup).



FIRST TEAM: *The very first U.S. Men's National Team squad prepares to take the field in their first match, a 3-2 victory over Sweden in Stockholm on Aug. 20, 1916.*

1916: The first national team organized by the USFA, named the All-American Football Club, played six games in a tour of Sweden and Norway. The captain, Thomas Swords of Fall River, scored the first goal ever for the U.S. national team, against Sweden.

1919: Bethlehem Steel, after sweeping the National Challenge Cup, the AFA Cup and the National Association Foot Ball League, became the first American club to make a European tour when it played 14 games in Sweden and Denmark.

1920: The National Challenge Cup was won for the first time by a team from west of the Alleghenies, Ben Millers of St. Louis.

1921: The original American Soccer League, largely a merger of the National Association Foot Ball League in the Middle Atlantic states and the Southern New England Soccer League, began play. In its first season, it included three teams from Massachusetts, two from New York, two from New Jersey and one from Pennsylvania.

1924: The Fall River Marksmen became the first team to win the American Soccer League and National Challenge Cup titles in the same year.

1925: Archie Stark of Bethlehem Steel scored 67 goals in the 44-game ASL season, setting an American first-division record that still stands.

1926: A game between Austrian first-division team Hakoah and a New York all-star team drew a crowd of 46,000 to the Polo Grounds in New York. Bethlehem Steel won the last of its five National Challenge Cup titles.

1928: The Soccer War, a year-long battle between the ASL and the USFA, began with ASL demands to take over the leading role in administering the sport.



1930: The 1930 U.S. World Cup Team advanced into the semifinals and finished third.

1930: The United States was one of 13 nations to compete in the first World Cup in Uruguay, upsetting Belgium and Paraguay before being eliminated by Argentina in the semifinals. Bert Patenaude of Fall River scored the first World Cup hat trick. Later in the year, the Fall River Marksmen, again winners of the ASL and National Challenge Cup titles, made a six-game tour of Czechoslovakia, Hungary and Austria.

1932: Disputes over the definition of an amateur and the costs of long travel distance from Europe caused the elimination of soccer from the program at the Los Angeles Olympic Games.

1933: Two years after the demise of the original American Soccer League, a new ASL, with a scaled-back budget, began play.

1934: Buff Donelli, later a famous American football coach, scored four goals in a World Cup qualifying victory against Mexico. The U.S. Men too part in their second consecutive World Cup, going winless in Italy.



'34 IN ITALY: The U.S. lost their only match of the 1934 World Cup, losing 7-1 to host Italy.

1938: The USFA, citing the gathering threat of war in Europe, declined to send a team to the World Cup in France.

1941: The Kearny Scots won their fifth consecutive American Soccer League championship. The National Soccer Coaches Association was formed by 10 coaches at a meeting in New York.

1944: Billy Gonsalves, playing for Brooklyn Hispano, won the last of his remarkable eight U.S. Open Cup championships.

1945: The U.S. Football Association changed its name to U.S. Soccer Football Association.

1947: Ponta Delgada of Fall River became the first team to win the U.S. Open Cup and the National Amateur Cup in the same year.

1948: The first game in the United States between two leading European teams, Liverpool of England and Djurgardens of Sweden, was played in Brooklyn.

1950: Joe Gaetjens' goal in the 37th minute enabled the United States to score its famous 1-0 victory against England in Belo Horizonte, Brazil. Despite the victory, the United States failed to advance past the first round of the World Cup.



GAME OF THEIR LIVES: The 1950 U.S. World Cup Team shocked the world with their 1-0 upset win over England.

1952: The United States played Scotland in front of a crowd of 107,765 at Hampden Park in Glasgow.

1953: The USSFA assumed administration of the National Soccer Hall of Fame in an agreement with the Philadelphia Old-Timers Association, which had started the Hall three years before.

1959: The first NCAA soccer championship was won by St. Louis University. The United States finished third in the soccer tournament at the Pan-American Games in Chicago.

1960: The International Soccer League, featuring European and South American clubs in their off-seasons, began play in New York. In the first championship game, Bangu of Brazil beat Kilmarnock of Scotland.



THE GOAL: Joe Gaetjens' redirection of a shot from Walter Bahr rolls into the goal, giving the U.S. their historic 1-0 victory over England in Brazil on June 29, 1950.

1961: Concacaf, the Confederation of North and Central America and the Caribbean of Association Football, was formed at a meeting in Mexico City.

1965: The first college women's varsity soccer team was organized at Castleton State College in Vermont.

1966: Pelé played his first game in the United States, for his longtime Brazilian club Santos against Benfica of Portugal in New York.

1968: The Atlanta Chiefs defeated the San Diego Toros in the first North American Soccer League championship series.

1974: The U.S. Soccer Football Association changed its name to U.S. Soccer Federation.

1975: Pelé, who had retired the year before from Santos, signed for \$2.8 million with the New York Cosmos.

1977: Pelé won his only North American Soccer League championship as the Cosmos defeated the Seattle Sounders in the final. A month after the season, Pele played his final game, changing uniforms at halftime in a match between the Cosmos and Santos, in East Rutherford, N.J. By signing Franz Beckenbauer of West Germany and Carlos Alberto of Brazil, the Cosmos became the first team in world soccer history to field the captains of the last two World Cup-winning teams.

1978: American soccer rode the crest of the attendance surge that followed Pelé's American venture, with the North American Soccer League expanding from 18 teams to 24 and the Major Indoor Soccer League beginning play with six teams.

1982: A European selection played a World selection in the FIFA all-star game in East Rutherford, N.J., but the NASL surge was beginning to fade. The Cosmos won the last of their five NASL championships. North Carolina won the first NCAA women's soccer championship.

1984: A crowd of 101,799, still the largest ever to attend a soccer game in the United States, saw the

Olympic final between Brazil and France in Pasadena, Calif.

1985: The North American Soccer League folded, a year after the second American Soccer League had done the same. Three months later, the New York Cosmos folded, after attempting to play a series of exhibition games. The United States men were surprisingly eliminated by Costa Rica in World Cup qualifying, but the United States women's national team played its first game.

1988: FIFA, which five years earlier had rejected a United States bid for the 1986 World Cup, named the United States as host of the 1994 World Cup.

1989: The United States qualified for the World Cup for the first time in 40 years. Paul Caligiuri's famous goal in the deciding game was a 35-yard dipping shot that found the net in a 1-0 upset victory against Trinidad & Tobago Nov. 19 in front of 35,000 red-clad Trinidadians. The U.S. Futsal National Team finished third at the first FIFA World Championship for Futsal.



FIRST OF SIX: The 1990 World Cup marked the first of six consecutive world cup appearances for the U.S.

1990: The U.S. competed in the World Cup for the first time in 40 years. The WSL and the ASL merged to form the American Professional Soccer League (APSL).

1991: The U.S. Women captured the first-ever FIFA Women's World Championship in China with a 2-1 win against Norway Nov. 30. The women qualified for the world championship by defeating its five Concacaf opponents by a combined score of 49-0. The U.S. National Team won its first-ever regional championship July 7 when it captured the Concacaf Gold Cup by defeating Honduras 4-3 in penalty kicks. The U.S. U-23 team won the gold medal at the Pan Am Games in Cuba.

1992: The U.S. Men won the inaugural U.S. Cup '92 in June, defeating Ireland 3-1 and Portugal 1-0, and tying three-time World Cup champion Italy 1-1. The U.S. Futsal Team won the silver medal at the 2nd FIFA World Championship in Hong Kong. The M(I)SL folded after 15 years in existence.

1993: In February, U.S. Soccer held the first-ever Strategic Summit where more than 250 soccer leaders and personalities met in Chicago for four days to plan the development of soccer into the 21st century. U.S. Cup '93 was used as a dress rehearsal for World Cup organizers, officials and volunteers, as well as the U.S. Men. The USA's 2-0 defeat of England made headlines around the world. Attendance and media interest were high, with 286,761 people attending the tournament's



ALL BUSINESS: Paul Caligiuri is all business after scoring the "Shot Heard Around the World" for the U.S., sending the team into their first World Cup in 40 years.



NUMBER ONE: Anson Dorrance led the U.S. Women to the inaugural Women's World Cup crown in 1991 in china.

six games, and ABC broadcasting the June 13 U.S.-Germany match.

The U.S. Under-20 Men defeated Europe's No. 1 seed, Turkey, 6-0 in the first game of the World Youth Championship in Australia. FIFA officials called the trouncing one of the most extraordinary results in the history of the tournament.

The APSL was declared a Division II professional league. The United States Interregional Soccer League (USISL) was given Division III status. Plans for Major League Soccer — a Division I league to follow the legacy of World Cup '94 — were presented by U.S. Soccer President Alan Rothenberg.



STARS AND STRIPES I: The 1994 MNT advanced out of World Cup group play for the first time in 64 years.

1994: U.S. Soccer served as host national association for the 1994 FIFA World Cup, staging the greatest event in FIFA history. More than 3.5 million fans flocked to stadiums — still a World Cup record — and soccer fever in the U.S. was at an alltime high. The U.S. team advanced beyond the first round for the first time in 64 years, falling to eventual champion Brazil 1-0 in a July 4 round of 16 showdown at Stanford Stadium in Palo Alto, Calif. On June 4, 91,123 fans jammed the Rose Bowl to watch the U.S. defeat Mexico, 1-0, in its final

tune-up prior to the World Cup. Game proceeds netted \$1 million in U.S. Soccer contributions to UNICEF/Children's Defense Fund.

The U.S. Women won the Chiquita Cup, a four-team international tournament in which the U.S. hosted Germany, China and Norway. The U.S. went on to successfully defend its Concacaf championship, qualifying for the 1995 FIFA Women's World Championship by outscoring the opposition 36-1 en route to winning all four qualification matches. Head coach Anson Dorrance announced his resignation and U.S. Soccer named assistant coach Tony DiCicco to succeed him.

1995: U.S. Soccer announced in February its intention to host the 1999 Women's World Cup and began the formal bid process with FIFA. The U.S. Men won the U.S. Cup '95 in June, defeating Nigeria and Mexico and tying Colombia. Later that month, the women placed third in the FIFA Women's World Cup in Sweden, falling to eventual champion Norway in the semifinals 1-0, then defeating China.

In July, the men made international headlines by advancing to the semifinals of Copa America. The U.S. scored its first-ever victory against Argentina, 3-0, and advanced via penalty kicks (against Mexico) into the semifinals before falling 1-0 to defending world champion Brazil. Steve Sampson, who had served as interim coach since April, was named full-time head coach in August.

1996: The U.S. Women won the first women's soccer gold medal at the 1996 Atlanta Olympics, defeating China 2-1 in the championship game. The U.S. posted a 21-1-2 overall record and won the Brazil Cup and U.S. Women's Cup '96. The U.S. Men's Olympic Team narrowly missed advancing to the quarterfinals with a 1-1-1 record.

Major League Soccer was launched, providing the United States with its first Division I outdoor pro league since the North American Soccer League ceased operations in 1985. MLS averaged more than 17,000 fans per game. The A-League and USISL merged to form a larger and stronger Division II outdoor league.

FIFA awarded the 1999 Women's World Cup to the United States and U.S. Soccer pledged it would be the biggest and most successful women's sporting event ever.

1997: The U.S. Men qualified for a third straight World Cup, completing a 16-game qualifying run with just two losses and advancing with a game to spare. The U.S. Women continued their impressive play by winning their fourth straight Nike U.S. Cup.

The FIFA Women's World Cup Organizing Committee had awarded the '99 games to seven U.S. locations: Boston; Chicago; Los Angeles; New York/New Jersey; Portland, Ore.; San Francisco Bay Area; and Washington, D.C.

1998: A disappointing World Cup finished with the U.S. in last place after two difficult match-ups against Germany and Yugoslavia, and a heartbreaking loss to Iran. Brian McBride scores the team's only World Cup goal. The tournament concludes with the resignation of head coach Steve Sampson, who is eventually replaced on Oct. 27, by Bruce Arena.

The women's team continued their impressive play, losing just twice in 1998 while playing in front of record crowds all across the country. Dr. Bob Contiguglia took over as U.S. Soccer's new president, replacing Alan I. Rothenberg, who had reached the eight-year term limit.

1999: In front of more than 90,000 fans at the Rose Bowl in Pasadena, Calif., the U.S. women won the 1999 FIFA World Cup by playing China to a 0-0 tie through regulation and overtime and then defeating them 5-4 in penalty kicks. Soccer hysteria spread through America as the women appeared on every top news program, at the White House and on the cover of *Time*, *Newsweek*, *People* and *Sports Illustrated*. U.S. Women's National Team head coach Tony DiCiccio resigned in November as the winningest coach in U.S. Soccer history with a record of 103-8-8.

In Bruce Arena's first full year at the helm of the U.S. Men, the team records triumphs against Germany (twice), Argentina, Chile and earns third place at the 1999 FIFA Confederations Cup in Mexico. The U-23 Men's beat Canada for the bronze medal at the 1999 Pan American Games in Winnipeg, Canada, while the U-18 Women captured the gold. The U-20 Men advanced to the second round of the 1999 FIFA World Youth Championship in April, with their only two losses coming to eventual finalists Spain and Japan. Taylor Twellman scored four goals and earned the Bronze Boot to become the first American male in the modern era to earn a FIFA scoring award. In November, the U-17 Men extended a record unbeaten streak to 24 games, advancing to the semifinals of the World Championship before losing in penalty kicks to Australia. Landon Donovan and DaMarcus Beasley earned the Gold and Silver Balls as the tournaments top two MVPs.



COMING UP ROSES: The U.S. Women's National Team won the 1999 FIFA Women's World Cup, the most successful women's sporting event ever, in a penalty shootout against China.

2000: Bruce Arena's squad continued to advance toward their ultimate goal of qualifying for the 2002 World Cup. The team secured 10 out of a possible 12 points — all shutouts — to win its semifinal qualifying group.

The U.S. Women maintained the momentum from their historic Women's World Cup title with 41 matches in 2000, posting a 26-6-9 record. The U.S. won six tournament titles in 2000, but had to settle for a silver medal at the 2000 Summer Olympics, losing in overtime

to archrival Norway in the gold medal match.

The U.S. Men and Women put on an impressive display for the world at the Sydney Games as the only nation to have both its teams advance to the semifinals. The men were the surprise team of the tournament, winning their group and advancing to the semis before grabbing fourth place, the highest Olympic finish for the U.S.

2001: The U.S. Men qualified for a fourth straight World Cup, boosted by four wins and a draw to open the final round of Concacaf qualifying. For the first time, the U.S. Men clinched a spot in the World Cup at a home qualifier, topping Jamaica 2-1 behind two goals from Joe-Max Moore in front of 40,483 fans at the last soccer match played at Foxboro Stadium.

The U.S. Women played only 10 international matches as the Women's United Soccer Association begins play, with the Bay Area CyberRays winning the inaugural Founders Cup. Mia Hamm was named the first FIFA Women's World Player of the Year.

The Under-17 Men advanced to a ninth consecutive FIFA U-17 World Cup, but were drawn into the Group of Death in Trinidad & Tobago with Japan, Nigeria and France, and were eliminated in the first round. The U.S. Under-20 Men qualified for their third straight FIFA World Youth Championship, where the team finished second in their group in Argentina and were eliminated in the second round by Egypt.

The National Professional Soccer League, in existence since 1984-95, merges with the WISL and is renamed as the Major Indoor Soccer League.



SAVED: Brad Friedel saved a penalty kick by Korea Republic as the U.S. preserved a 1-1 draw in their second group game in 2002.

2002: The U.S. Men advanced to the quarterfinals at the 2002 World Cup in Korea/Japan, the team's best World Cup showing since 1930. The U.S. shocked the world with a stunning 3-2 opening game upset of Portugal before eventually finishing in second place in Group D. The U.S. then posted their first victory in the World Cup knockout stage, blanking Concacaf rival Mexico 2-0 in the Round of 16. The World Cup run ended in the quarterfinals with a 1-0 loss to Germany. Claudio Reyna was named to the All-Tournament Team, while Landon Donovan earned honorable mention. The men began 2002 by winning the Concacaf Gold Cup in January with a convincing 2-0 victory against Costa Rica for the first Gold Cup title for the U.S. since 1991.

The U.S. Women qualified for their fourth consecutive

FIFA Women's World Cup after capturing the 2002 Concacaf Gold Cup with a 2-1 overtime victory against Canada at the Rose Bowl in Pasadena, Calif. The U.S. Under-19 Women topped the host Canadians 1-0 in overtime to win the inaugural FIFA U-19 Women's World Championship. Kelly Wilson won the Bronze Ball as the tournament's third MVP and the Silver Boot, while captain Lindsay Tarpley earned the Bronze Boot.

The U.S. Under-20 National Team qualified for their fourth consecutive FIFA World Youth Championship. The U.S. National Futsal Team played their first home matches in history, defeating Canada and tying Mexico in March in Baltimore, Md., and Washington, D.C., respectively.



HOME DEPOT DRAW: U.S. WNT legends Michelle Akers and Carin Gabarra took part in the FIFA Women's World Cup USA 2003 Final Draw at The Home Depot Center in Carson, Calif.

2003: Due to the outbreak of Severe Acute Respiratory Syndrome, FIFA relocated the Women's World Cup out of China. After a successful bid to host the tournament, U.S. Soccer faced the unprecedented task of hosting the tournament with just four months of preparation. The U.S. Women won Group A and then beat Norway in the quarterfinals 1-0. But Germany stunned the U.S. with a 3-0 victory in the semifinals, which led the U.S. to top Canada in the third-place match. Shannon Boxx, Joy Fawcett and Mia Hamm all earned all-star honors from FIFA.

The U.S. Men, preparing for World Cup qualifying in 2004, finished in third place at the Concacaf Gold Cup with a 3-2 come-from-behind win against Costa Rica. The Men's Under-17 and Under-20 squads finished their respective World Championships with fifth place finishes after bowing out with quarterfinal losses to Brazil and Argentina, respectively.

2004: The U.S. Women won every tournament entered, culminating with the 2004 Olympics. Other tournament titles included the Algarve Cup, the Four Nations Tournament and the Concacaf Regional Olympic qualifying tournament, as the team set a record with 28 victories on the year.

Under head coach Bruce Arena, the U.S. Men qualified for the final round of World Cup Qualifying for the Concacaf region. The men finished the year with an 8-1-6 record, losing only to the Netherlands away and going a record 13-games undefeated.

The U-23 Men failed to qualify for the Olympics for the first time since 1976, losing 4-0 to Mexico in Guadalajara after winning their group only match up against the second-place Mexicans in the single-elimination qualifier. The Under-19 Women finished third at the FIFA U-19 Women's World Championship. The Futsal Team won the 2004 Concacaf Championship and qualified for the 2004 FIFA Futsal World Championship, where the team had a strong showing with a seventh-place finish.

2005: Manager Bruce Arena led the U.S. Men to a first place finish in Concacaf World Cup qualifying for the first time in 71 years, earning a berth at the 2006 FIFA World Cup Finals in Germany with a 2-0 win against Mexico in Columbus, Ohio. The men also brought home the 2005 Concacaf Gold Cup, beating Panama 3-1 in penalty kicks after a scoreless draw. The team finished the year with a record 13 wins and .750 winning percentage.

The U.S. Women began a new era, starting off the year with a new coach and a third consecutive Algarve Cup title, their fourth overall. They ended the year undefeated and without allowing a single goal.

The Under-20 Men swept through Concacaf Qualifying, earning a berth to the FIFA Youth World Championship, where they finished 11th, bowing out to Italy in the Round of 16. The Under-17 Men also had a strong 2005, qualifying for the 2005 FIFA U-17 World Championship and finishing fifth overall after a loss to Holland in the second round.



GOLDEN GIRL: Abby Wambach was truly golden in 2004, scoring an unfathomable 31 goals, including the overtime winner to clinch the 2004 gold medal at the Athens Olympics.

2006: A disappointing World Cup in Germany for the United States, as the team failed to advance out of the first round despite a gallant, nine-man 1-1 draw with eventual World Cup champions Italy. After eight years in charge, Bruce Arena is replaced at the helm of the U.S. MNT by Bob Bradley, on an interim basis.

Later in the summer, the U.S. Under-20 Women's National Team finished fourth in Russia. The disappointing finish marks the first time a U.S. Women's National Team has finished outside the top three in a FIFA or Concacaf World Championship event.

The U.S. Women, however, continued their incredible run under Greg Ryan, winning three of the four tournaments they enter. The year concludes with another Women's Gold Cup crown and a berth in the 2007 FIFA Women's World Cup in China.

2007: Bob Bradley became the first Men's coach to win his first three games in charge and was hired full-time to guide the USA through 2010. In the summer of 2007, the MNT won its second consecutive Gold Cup, and fourth total title, by defeating Mexico 2-1 in front of a packed house at Soldier Field in Chicago. With the victory, the MNT gained entry into the 2009 Confederations Cup. The Men also travelled to Venezuela to compete in Copa America for the third time.

After qualifying for their respective World Cups to continue impressive streaks, the U-17 Men and U-20 Men took on the world during the summer in back-to-back tournaments. The U-20 team performed admirably in Canada, and reached the quarterfinals after defeats of Poland, Brazil and Uruguay. The U-17 team, meanwhile, did well to qualify from a tough group in South Korea, before being eliminated by Germany in the Round of 16. The U.S. Women maintained a two-plus year undefeated run, looking to take the streak into the FIFA Women's World Cup. Drawn into the toughest group in Women's World Cup history, the U.S. advanced in first place after three difficult games against Korea DPR, Sweden and Nigeria. The U.S. rolled into the semifinals, but was upended by a quality Brazil side. Eventually, the WNT took third place for the second consecutive World Cup with a convincing win against Norway. Former Swedish National Team player and captain Pia Sundhage was appointed to the position of WNT coach after Greg Ryan's departure from the team.


Wilmer Cabrera was named head coach of the U-17 MNT, replacing John Hackworth. For the first time, U.S. Soccer hired four full-time referees to enhance high-level performance, training and development opportunities for the sport's elite officials in the United States. The U.S. Soccer Development Academy launched in the fall.

2008: Led by Pia Sundhage, the U.S. Women had



GOLDEN AGAIN: The U.S. got revenge for the 2007 loss and defeated Brazil in the 2008 Olympic Final.

one of its best years ever, losing only one game, which ironically came in the opening match of the 2008 Beijing Olympics, a tournament the U.S. would eventually win to take home their third gold medal. Overall, the U.S. won all six tournaments it entered to finish with a 33-1-2 record, giving them the most wins and best winning percentage ever in a calendar year (.944).



FINALLY: Landon Donovan celebrates his goal against Brazil in the first half of the 2009 Confederations Cup final.

The U.S. Men was successful in its own right, starting off on the right foot in 2010 FIFA World Cup qualifying with a 9-0 aggregate against Barbados in the second round. The U.S. opened the semifinal round with 1-0 victories in Guatemala and Cuba. Coming back to the U.S., home victories against T&T and Cuba clinched advancement with two games to play.

The U-23 Men joined the U.S. Women by qualifying for the 2008 Olympics in March, but just missed out on the second round once arriving in Beijing. Despite a 1-0 victory against Japan and a 2-2 draw with the Netherlands, the U.S. fell 2-1 against eventual silver medalist Nigeria. On the youth side, the U-17 and U-20 Women's National Teams both made the championship match of their respective FIFA World Cups. In New Zealand, the U-17s went on an impressive run to the final before finally succumbing to Korea DPR in the final, but in Chile their older counterparts were able to exact revenge with a 2-1 victory to bring the World Cup trophy back to the United States for the first time since 2002.

Building off the initial kickoff in 2007, U.S. Soccer's Development Academy wrapped up its first year with a collection of dynamic matches during Finals Week at The Home Depot Center. In the U-15/16 championship, Carmel United topped PDA 1-0, and the Baltimore Bays topped LAFC 4-2 to take the U-17/18 title.

2009: The U.S. Men opened 2009 focused on final round qualifying for the 2010 FIFA World Cup with a

2-0 win against archrival Mexico in Columbus, Ohio, Bob Bradley's squad proceeded to go undefeated at home and clinch a spot in South Africa with a come-from-behind win in Honduras. They finished atop the Concacaf table with a tie against Costa Rica in Washington, D.C., on the last day of qualifying.

During the summer, the U.S. Men traveled to South Africa to compete in the 2009 FIFA Confederations Cup. The U.S. MNT was drawn into a group with Italy, Brazil and Egypt, and advanced into the semifinals by virtue of a 3-0 dismantling of Egypt in the final game. They kept the nation captivated by beating Spain, the No. 1-ranked team in the world in the semifinals before falling 3-2 to Brazil in the final. Tim Howard was awarded the Golden Glove and Clint Dempsey given the Bronze Ball .

Pia Sunhage's women's team had a more relaxed year after their gold medal winning exploits in 2008, and wrapped up the year with a 7-0-1 that included falling in penalties to Sweden in the Algarve Cup final.

Both the U-17 and U-20 Men's National Team competed in their respective FIFA World Cups this year, with the U-17 team advancing out of the group stage in Nigeria before falling to Italy in the Round of 16. A tough group containing Germany, Cameroon and Korea Republic saw the U-20s out of the tournament following the first round in Egypt.



TIES THAT BIND: Michael Bradley celebrates scoring the game-tying goal against Slovenia in the 2010 FIFA World Cup.

The U.S. Soccer Development Academy completed its second year of competition in 2009, once again concluding the season with Finals Week at The Home Depot Center. In the U-15/16 age group, playoff No. 1-seed Derby County Wolves continued their strong season straight through Finals Week with a title. Indiana United Academy defeated D.C. United to take home the U-17/18 championship.

2010: The year's most memorable moment came in the U.S. Men's third group game at the 2010 World Cup in South Africa as Landon Donovan scored a last-minute goal for the U.S. to clinch advancement and clinch a group for the first time in 80 years. Following a 1-1 tie with England, a 2-2 tie with Slovenia and a 1-0 win against Algeria, the U.S. was eliminated in the Round of 16 losing to Ghana 2-1. Clint Dempsey became the second U.S. player to score in multiple World Cups, and Landon Donovan had three total goals to be come the third to score in multiple World Cups and the all-time World Cup goal leader for the U.S.

After a surprising loss to Mexico in the semifinals of

Women's Concacaf qualifying, the U.S. topped Italy 2-0 in a two-game qualifying playoff to earn a spot in the 2011 FIFA Women's World Cup. The U.S. won its seventh Algarve Cup with the first of two victories against 2011 hosts Germany.

The U.S. Under-20 Women lost in penalty kicks to Nigeria in the quarterfinals of the 2010 FIFA U-20 World Cup, while the U-17 Women became the first U.S. Women's team to fail to qualify for a FIFA World Cup event after not advancing out of the CONCACAF qualifying tournament.

No Division II league met U.S. Soccer's sanctioning standards, so the Federation administered a league called USSF D-2 for one year.

2011: The U.S. Women were on center stage during the 2011 Women's World Cup in Germany. Their dramatic run in the Women's World Cup was highlighted by an electric, come-from-behind victory in the quarterfinals against Brazil, in which Abby Wambach scored the latest goal (six minutes into stoppage time) ever in a World Cup match. The U.S., however, would lose out in penalties to a spirited Japanese side in the final after playing to a 2-2 draw through 120 minutes.

During the summer of 2011 at the Concacaf Gold Cup, the U.S. advanced to its third consecutive final, scoring two early goals before falling 4-2 to Mexico.

The continental tournament would prove to be Bob Bradley's last involvement as head coach of the U.S., with former Germany international and FIFA World Cup winner Jurgen Klinsmann taking the helm of the U.S. Men in August. He earned his first win in Miami against Honduras thanks to a Clint Dempsey strike and later led the team to a 3-2 victory against Slovenia in its last game of the year.

The U-17 and U-20 Men's National Teams both entered another cycle of their respective FIFA World Cups. The U-17 Men reached the knockout round for the seventh time but lost to Germany in the Round of 16. After winning their qualifying group with two shutout victories, the U-20s graduated to the quarterfinals but fell to Guatemala and did not reach the World Cup for the first time since 1995.

2012: The U.S. WNT capped off the 2012 London Olympics with a 2-1 victory against Japan in front of more than 80,000 spectators at Wembley Stadium as the U.S. Women earned their fourth Olympic gold – a first for any country on the men's and women's sides. Carli Lloyd scored both goals for the USA, capping off a tournament that featured a dramatic game-winning goal from 2012 U.S. Soccer Female Athlete of the Year Alex Morgan in the 123rd minute of the team's semifinal victory against Canada.

The U.S. MNT advanced to the final round of 2014 FIFA World Cup Qualifying, defeating Guatemala 3-1 in the final Group A match of the Semifinal Round as Clint Dempsey scored his 29th and 30th career goals to tie Brian McBride for third all-time in U.S. history. The U.S. Men also had some memorable international friendly victories in 2012, including the first win on Mexico's home soil – a 1-0 victory at Estadio Azteca on Aug. 15.

The U.S. U-20 WNT defeated defending champion Germany 1-0 in the 2012 FIFA U-20 Women's World Cup in Tokyo. Kealia Ohai scored the game's lone goal and the Americans earned their third World Cup crown in the tournament's history. The U.S. U-17 WNT competed in the 2012 FIFA U-17 Women's World Cup, and in an extremely rare occurrence did not advance past the group stage despite an unbeaten 1-0-2 record.

2013: U.S. Soccer celebrated its 100th birthday in 2013, marking the occasion with a doubleheader event on June 2 as the U.S. MNT beat Germany 4-3 in an electrifying match in the nation's capital, Washington, D.C. The U.S. WNT also enjoyed victorious celebration as it defeated Canada 2-0 in Toronto in the first match since the dramatic semifinal victory in the 2012 London Olympics.

The MNT accomplished its primary task of qualifying for the 2014 FIFA World Cup, marking the seventh-consecutive time the team has reached the finals. The USA finished in first place for the third straight Concacaf cycle, highlighted by yet another "dos a cero" victory against regional rival Mexico. The team captured its fifth Gold Cup title, winning all six matches en route to the championship. A multitude of team and individual records were broken, a Snow Clasico played out in Denver and a dramatic comeback against Panama punctuated the end of the qualifying campaign.

The U.S. Women's unbeaten 2013 campaign was highlighted by Abby Wambach capturing the international scoring record on June 20 with four goals against Korea Republic at Red Bull Arena. She surpassed Mia Hamm's record of 158 and continues to extend the record, ending the year on 163. The team will look to extend its 39-game unbeaten run in all competitions as it heads into 2014, with head coach Tom Sermanni yet to taste defeat with the USA.

2014: A banner year for U.S. Soccer. Growth is the word that best defined the year as record numbers of fans flocked to stadiums, parks and any available TV to see the U.S. MNT compete at the 2014 FIFA World Cup. Impressive new television and sponsor agreements were signed, allowing U.S. Soccer to invest heavily in its coaching and youth development programs. All the while, the U.S. WNT continued to cement its role as the No. 1 women's program in the world and turning heads in the process.

Early in the year, the U.S. WNT transitioned to the guidance of former interim head coach and long-time assistant Jill Ellis, who led the team to an impressive qualification to the 2015 FIFA Women's World Cup in Canada as well as a 17-1-4 record to finish the year. Along the way, team captain Christie Rampone became only the second soccer player in history – man or woman – to reach 300 caps for their country. The team also brought in talented youngsters such as midfielder Morgan Brian and defenders Julie Johnston and Crystal Dunn who are pushed for playing time.

The U.S. MNT's year was highlighted by a successful run to the Round of 16 at the 2014 FIFA World Cup in Brazil. Head coach Jurgen Klinsmann guided the team out of the 'Group of Death' on the back of a cathartic win against

Ghana and a dramatic draw against the world's No. 1 player Cristiano Ronaldo and Portugal. Despite goalkeeper Tim Howard's heroics – and tournament record 15 saves – against Belgium, the USA exited in the first knockout round. The team and soccer culture in the United States was then stunned by the retirement of the greatest player it had ever produced when Landon Donovan decided to hang up his cleats after playing one final match for his country in an October friendly against Ecuador.

2015: A year of continued evolution for the U.S. Soccer National Teams and Federation as a whole, saw the U.S. WNT claim the most coveted prize in the sport by winning the 2015 FIFA Women's World Cup in record breaking fashion vs. Japan. It was a dominant year for the WNT, which also won a final Algarve Cup title early in the year before launching the #SheBelieves campaign aimed at inspiring fans throughout the world to achieve their dreams and then drawing record TV audiences for its World Cup games that subsequently let to record crowds during its Victory Tour.

The U.S. MNT's high-water mark came in June when the team won back-to-back friendlies on European soil vs. the Netherlands and reigning World Cup champions Germany. The team also saw an injection of youth in its ranks as promising young players climbed the MNT program ladder from a talented U-20 team that made an inspired run to the FIFA U-20 World Cup Quarterfinals up to the U-23 MNT and in the case of defender Matt Miazga the full National Team. Despite undesired results in the semifinals of the Concacaf Gold Cup and Concacaf Cup, the MNT closed out the year with quality results in its first two games of Semifinal Round Qualifying for the 2018 FIFA World Cup in Russia.



TRIPPLE CROWN: The U.S. WNT became the first team in women's soccer history to claim a third FIFA World Cup title, doing so in record fashion in 2015.

2016: Another big year for U.S. Soccer saw its Men's and Women's teams of all age groups find success throughout the year. On the Women's side, the year began with a storming run to the Concacaf Olympic Qualifying tournament title by the senior team, which then won the inaugural #SheBelieves Cup with victories against European powers England, France and Germany. From there another pair of quality results against rival Japan had the team looking good heading into the 2016 Olympic Games in Rio; however, a bitter Round of 16 exit at the hands of

former coach Pia Sundhage and Sweden on penalty kicks after a 1-1 draw left a sour taste. The team finished the year strong, winning its remaining six games while introducing a wealth of young talent.

Additionally, the U-20 WNT made a strong run at the U-20 World Cup, reaching the third-place match.

The Men's National Team had a roller coaster of a year. A must-win World Cup Qualifying match at home to Guatemala saw the USA come good to set the team up for an impressive summer run at the Copa America Centenario, which was hosted in the United States. Despite an opening match loss to Colombia, the U.S. recovered to steam into a semifinal showdown against world power Argentina, where the team was defeated by a sublime performance from five-time FIFA World Player of the Year Lionel Messi. The MNT righted the ship by cruising into the Final Round of 2018 World Cup Qualifying with a pair of high-flying wins. But the year would take a sharp turn once more as defeats to Mexico at home and Costa Rica away sealed the fate of Jurgen Klinsmann as head coach and saw former manager Bruce Arena reinstated to lead the team in 2017.

2017: The U.S. Women's National Team experienced one of its busiest, most competitive schedules to begin a World Cup and Olympic cycle. The team played seven teams in the top 10 of the FIFA Women's World Rankings on the way to compiling a 12-3-1 record that included an eight-game unbeaten streak to finish the year. The USA hosted two major tournaments in the SheBelieves Cup and the Tournament of Nations, as head coach Jill Ellis used the year for experimentation and player evaluation as more than 50 players were seen in training camps and games while six players earned first caps.

After starting the Final Round of 2018 FIFA World Cup Qualifying with two defeats to end the previous year, the U.S. Men's National Team set a different course with the return of Bruce Arena as head coach.

The turnaround began in March when the U.S. picked up eight points via two home wins and two away draws, one against Mexico at the revered Estadio Azteca. With qualifying stabilized, attention shifted to the Concacaf Gold Cup, where the U.S. earned its sixth confederation title when Jordan Morris' 88th minute game winner defeated Jamaica in the championship match on July 26.

With a regional crown in hand, the MNT returned to qualifying in September, but faltered with a home defeat to Costa Rica and away draw with Honduras that saw the USA still alive with two qualifying matches left. An impressive 4-0 win against Panama pushed the U.S. to the brink of qualifying for the 2018 World Cup, but needing just a draw on the last matchday at Trinidad & Tobago, the side fell 2-1 to the Soca Warriors in Couva, Trinidad. A result that combined with Honduras' and Panama's wins that night knocked the U.S. out of World Cup contention.

Arena resigned on Oct. 13, opening the search for a new head coach, and a month later the beginnings

of a new-look MNT took its initial step when a young team led by acting head coach Dave Sarachan played defending European champions Portugal to a 1-1 draw.

On the youth side, the U.S. was one of only two nations to see its U-17 and U-20 Men's National Teams reach the Quarterfinals of their respective World Cups. The U-17 squad secured its spot at its World Cup with a second-place finish at the Concacaf U-17 Championship. The U-20 MNT qualified for the competition by winning the Concacaf U-20 Championship for the first time in federation history, defeating Honduras on penalties.

Additionally, the Paralympic National Team earned its best finish at a major world competition since the 1996 Paralympic Games with a fifth-place result at the 2017 IFCPF CP Football World Championships in San Luis, Argentina.

2018: The U.S. Women's National Team went unbeaten through 20 matches in 11 states and two countries in a year that will go down as one of the most successful in program history. The squad lifted three trophies by winning the SheBelieves Cup, the Tournament of Nations, and the Concacaf Championship. Jill Ellis' side punched its ticket to the 2019 FIFA Women's World Cup in dominant fashion, winning all five qualifiers by a combined score of 26-0. In its penultimate match of the year, the USA captured its 500th all-time victory with a 1-0 win versus Portugal in Lisbon.

The U.S. Men's National Team took on a transitional year in 2018 by facing one of the most challenging schedules in team history. The USA squared off against the likes of Brazil, England, Italy, and Colombia in a gauntlet designed to test a new generation of the red, white, and blue. One of the team's best moments came in June, when it drew eventual World Cup champion France, 1-1, in Lyon. The USA then hired its first-ever General Manager in Earnie Stewart and new head coach Gregg Berhalter to lead the charge toward the 2022 World Cup.

On the youth side, the U-15 Girls National Team, U-17 Women's National Team, and U-20 Men's National Team all won Concacaf Championships. The para 7-a-side team qualified for the 2019 IFCPF World Cup with a third-place finish at Copa America.

And in a momentous moment for soccer in the U.S., the United Bid of Canada, Mexico and the United States, was awarded hosting rights for the 2026 FIFA World Cup. The 2026 competition will be the first to host an expanded field of 48 teams. The three federations will now begin working to build excitement, energy and awareness about the biggest World Cup in history!

2019: The U.S. Women's National Team experienced an historic 2019 that saw the team win its fourth World Cup title. The U.S. set Women's World Cup records for goals (26), goal differential (plus-23) and never trailed to become the first team to go 7-0-0 in the Women's World Cup. Midfielder Megan Rapinoe was awarded the Golden Ball as the tournament's

best player and the Golden Boot as its top scorer with six goals and three assists. At the conclusion of the 2019 Victory Tour, head coach Jill Ellis retired with a remarkable 106-7-19 overall record. On October 28th, U.S. Soccer announced Vlatko Andonovski as the ninth head coach in USWNT history. The Andonovski era started on a high note as the U.S. closed out 2019 with wins over Sweden and Costa Rica.

In head coach Gregg Berhalter's first year in charge, the U.S. Men's National Team started his tenure with friendly wins over Panama, Costa Rica and Ecuador while earning a 1-1 draw with defending Copa América champions Chile. En route to its 11th Gold Cup Final, the USMNT outscored opponents 15-1 in three group stage and two knockout round matches before falling to Mexico, 1-0. After another loss to Mexico in a friendly a couple of months later, the U.S. rebounded with a 1-1 draw vs. world No. 5 Uruguay. The inaugural edition of the Concacaf Nations League served as the next set of games on the schedule for the USA. Drawn into Nations League A, Group A, the USMNT closed out the year with home and away matches against Canada and Cuba. With two wins against Cuba and one over Canada, the U.S. advanced to the Final Round of Nations League and finished the year at No. 22 in FIFA's world rankings, up three spots from 2018, its highest year-end finish since 2013 (14th).

On the youth side, the U.S. became the only nation to reach the quarterfinals of the last three U-20 World Cups. Before falling to Ecuador in the quarterfinals, the U-20 USMNT advanced to the knockout stage with wins over Nigeria and Qatar before upsetting tournament favorite France with a 3-2 comeback victory in the Round of 16. The U-17 USMNT qualified for a record 17th FIFA U-17 World Cup after reaching the 2019 Concacaf U-17 Championship Final. With wins over Belgium, Czech Republic and the Republic of Ireland, the U.S. Under-17 Women's National Team won the UEFA Women's Development Tournament in Czech Republic. Additionally, the U.S. Para 7-a-Side National Team won the program's first Parapan American Games medal with a dominating 7-0 win against Venezuela to claim the bronze at the 2019 tournament and the Beach Soccer Women's National Team was launched.



ALL-TIME U.S. SOCCER PLAYERS OF THE YEAR AWARD WINNERS




Christian Pulisic



Julie Ertz



Sergiño Dest



Brianna Pinto



Nick Mayhugh

2019 U.S. Soccer Players of the Year

For their excellence at the highest levels of the sport, U.S. Soccer voters named U.S. Men's National Team attacker Christian Pulisic as the 2019 Male Player of the Year, midfielder Julie Ertz as the 2019 Female Player of the Year, defender Sergiño Dest as the 2019 Young Male Player of the Year, midfielder Brianna Pinto as the 2019 Young Female Player of the Year and U.S. Para 7-a-Side National Team midfielder/forward Nick Mayhugh as the 2019 Player of the Year with a Disability.


The U.S. Soccer Player of the Year awards have a longer history than any major individual award in American soccer – having first begun more than 30 years ago. Alongside the Best of FIFA awards, the U.S. Player of the Year awards are the only awards to honor both the top male and the top female in the sport.

Votes are collected from respective National Team coaches, National Team players who have earned a cap in the applicable calendar year, American soccer league (MLS, USL and NWSL) head coaches, select media members, former players and administrators. Players cannot win the Young Male or Young Female award more than once.

ALL-TIME U.S. SOCCER PLAYERS OF THE YEAR AWARD WINNERS

Year	Male Player	Year	Female Player	Year	Young Male Player	Year	Young Female Player
1984	Rick Davis	1984	–	1998	Josh Wolff	1998	Cindy Parlow
1985	Perry Van der Beck	1985	Sharon Remer	1999	Ben Olsen	1999	Lorrie Fair
1986	Paul Caligiuri	1986	April Heinrichs	2000	Landon Donovan	2000	Aly Wagner
1987	Brent Goulet	1987	Carin Jennings	2001	DaMarcus Beasley	2001	Aleisha Cramer
1988	Peter Vermes	1988	Joy Biefeld	2002	Bobby Convey	2002	Lindsay Tarpley
1989	Mike Windischmann	1989	April Heinrichs	2003	Freddy Adu	2003	Cat Reddick
1990	Tab Ramos	1990	Michelle Akers	2004	Eddie Johnson	2004	Heather O'Reilly
1991	Hugo Perez	1991	Michelle Akers	2005	Benny Feilhaber	2005	Lori Chalupny
1992	Marcelo Balboa	1992	Carin Gabarra	2006	Jozy Altidore	2006	Daneshia Adams
1993	Thomas Dooley	1993	Kristine Lilly	2007	Michael Bradley	2007	Lauren Cheney
1994	Marcelo Balboa	1994	Mia Hamm	2008	Sacha Kljestan	2008	Kristie Mewis
1995	Alexi Lalas	1995	Mia Hamm	2009	Luis Gil	2009	Tobin Heath
1996	Eric Wynalda	1996	Mia Hamm	2010	Gale Agbossoumonde	2010	Bianca Henninger
1997	Kasey Keller	1997	Mia Hamm	2011	Brek Shea	2011	Sydney Leroux
1998	Cobi Jones	1998	Mia Hamm	2012	Rubio Rubin	2012	Julie Johnston
1999	Kasey Keller	1999	Michelle Akers	2013	Wil Trapp	2013	Lindsey Horan
2000	Chris Armas	2000	Tiffany Milbrett	2014	DeAndre Yedlin	2014	Morgan Brian
2001	Earnie Stewart	2001	Tiffany Milbrett	2015	Matt Miazga	2015	Mallory Pugh
2002	Brad Friedel	2002	Shannon MacMillan	2016	Christian Pulisic	2016	Ashley Sanchez
2003	Landon Donovan	2003	Abby Wambach	2017	Josh Sargent	2017	Sophia Smith
2004	Landon Donovan	2004	Abby Wambach	2018	Alex Mendez	2018	Tierra Davidson
2005	Kasey Keller	2005	Kristine Lilly	2019	Sergiño Dest	2019	Nick Mayhugh
2006	Oguchi Onyewu	2006	Kristine Lilly				
2007	Clint Dempsey	2007	Abby Wambach	Year	Player with a Disability		
2008	Tim Howard	2008	Carli Lloyd	2012	Felicia Schroeder		
2009	Landon Donovan	2009	Hope Solo	2013	Rene Renteria		
2010	Landon Donovan	2010	Abby Wambach	2014	Gavin Sibayan		
2011	Clint Dempsey	2011	Abby Wambach	2015	Kevin Hensley		
2012	Clint Dempsey	2012	Alex Morgan	2016	Adam Ballou		
2013	Jozy Altidore	2013	Abby Wambach	2017	Sean Boyle		
2014	Tim Howard	2014	Lauren Holiday	2018	Gracie Fitzgerald		
2015	Michael Bradley	2015	Carli Lloyd	2019	Brianna Pinto		
2016	Jozy Altidore	2016	Tobin Heath				
2017	Christian Pulisic	2017	Julie Ertz				
2018	Zack Steffen	2018	Alex Morgan				
2019	Christian Pulisic	2019	Julie Ertz				

2019 U.S. SOCCER PLAYERS OF THE YEAR



U.S. SOCCER MALE PLAYER OF THE YEAR

CHRISTIAN PULISIC

Splitting time between midfield and the wing, Pulisic hit another impressive milestone early in the year, becoming the youngest USMNT player to record 10 goals with his finish in the 1-1 draw with Chile on March 26 in Houston. That strike would be the first of five goals to go along with three assists on the year. Pulisic helped power the USMNT through the 2019 Concacaf Gold Cup, adding three goals and three assists en route to the team's runner-up finish and a place for him on the tournament Best XI. Pulisic also led all USMNT players with four selections as Man of the Match. Having secured a high-profile transfer to English Premier League side Chelsea in January, Pulisic was immediately loaned back to Borussia Dortmund where he appeared in 13 more matches across all competitions and closed out his tenure with three goals and two assists down the home stretch. Pulisic embarked on the next stage of his career in August, and though it took a little time to get settled the Hershey, Pa., product has been on fire for the Blues of late, contributing five goals and four assists in 19 competitive matches, including a three-game scoring streak in the league. With a hat trick in the 4-2 win at Burnley on Oct. 26, Pulisic became the second American to register three goals in a Premier League match and the youngest in Chelsea history.




U.S. SOCCER FEMALE PLAYER OF THE YEAR

JULIE ERTZ

In a year in which she proved to be one of the most impactful players in all of women's soccer, USWNT and Chicago Red Stars midfielder Julie Ertz has been voted the 2019 U.S. Soccer Female Player of the Year. This is the second U.S. Soccer Female Player of the Year award for Ertz who also earned the honor in 2017. Ertz becomes the tenth WNT player to win the award multiple times, but the only one of those 10 who also won the U.S. Soccer Young Female Player of the Year, which she earned in 2012 after leading the USA to the 2012 FIFA Under-20 Women's World Cup title. The 27-year-old who hails from Mesa, Arizona, carried the dominant play she showed in 2017 and 2018 all the way through 2019 as she proved herself to be one of the world's best. Her lively ball-winning in the air and on the ground, her ability to help set the USA's tempo in the attack and the danger she consistently provides inside the penalty area on set pieces all combined to make her one of the USA's most exciting players and a fan favorite. In 2019, Ertz started 22 games for the USA, the most on the team, and her 1,755 minutes played were third-most on the team. She finished the year with 95 career caps. The appreciation for Ertz' all-around impact and the rigidity she provided to the USA's defensive spine, is underscored by the fact that she tallied just one goal in 2019, coming on a spectacular header against Chile during group play at the 2019 Women's World Cup where she helped the USA to its second consecutive title while playing 474 minutes over six games, all starts. Ertz was widely hailed for her performance in France and was named to the FIFA FIFPRO World XI at the end of the year. Ertz also had a banner club season, helping the Chicago Red Stars to second place in the league standings, a victory in the playoff semifinal and their first berth to the NWSL title game. She played every minute of her 14 regular season starts for the Red Stars and every minute of both playoff games when she was once again one of the best players on the field. She was named to the NWSL Best XI as a midfielder, but also played considerable minutes in the center of the defense. She tied with five other U.S. teammates for most regular season minutes played in the NWSL by any 2019 World Cup Team member.

U.S. SOCCER YOUNG MALE PLAYER OF THE YEAR

**SERGIÑO DEST**

Dest enjoyed a breakout year for club and country in 2019, starring for the USA during its quarterfinal run at the 2019 FIFA U-20 World Cup in Poland, installing himself as a regular for European powerhouse Ajax and earning his first three senior Men's National Team caps. The crafty and creative outside back started four of five games for the USA in Poland, including the team's thrilling 3-2 Round of 16 victory against France, when Dest sparked the game-winning goal with a shot from distance. Returning to Ajax, the defender started to see regular first-team minutes during the preseason and qualifying for the UEFA Champions League. After making his Ajax debut in July, Dest appeared in 13 of 16 Eredivisie games and eight of 10 Champions League matches for the Dutch giants. His play in the Netherlands earned him his first USMNT call-up in September, when he picked up his first cap vs. Mexico. Also eligible to play for the Netherlands, Dest tied his international future to the U.S. in November, helping the MNT earn a berth in the Concacaf Nations League Semifinals during a crucial 4-1 win over Canada, assisting on the game's opening goal.

U.S. SOCCER YOUNG FEMALE PLAYER OF THE YEAR

**BRIANNA PINTO**

Pinto, a key player on the U.S. Under-20 Women's National Team, entered her second U-20 cycle this year, while also leading the University of North Carolina to the NCAA Women's College Cup Final. A veteran of the 2016 U-17 Women's World Cup and 2018 U-20 Women's World Cup, the skillful and physical midfielder appeared in seven matches for the U-20s this year, scoring against Germany and captaining the squad twice. She earned her second call-up to the senior WNT and first since 2017 when she was named to the roster for this December's Identification Camp in Florida. At UNC, Pinto helped the Tar Heels to a 22-1-1 record while earning All-American and All-ACC honors. She started all 27 games she played for Carolina on the year, scoring 11 goals and adding six assists to finish second on the team in scoring. In 2020, Pinto played a huge role in helping the U-20 USWNT claim its sixth Concacaf Women's U-20 Championships and earned the Bronze Boot as the tournament's third highest scorer (nine goals and two assists). Additionally, Pinto recorded her 38th U-20 cap, moving her into a three-way tie for third with Samantha Mewis and 2018 U-20 WWC teammate Savannah DeMelo.

U.S. SOCCER PLAYER OF THE YEAR WITH A DISABILITY

**NICK MAYHUGH**

Mayhugh served as a key figure for the U.S. Para 7-a-Side National Team during a year that saw the squad reach new heights at two major international competitions. Leading the charge on offense for the No. 4 PNT, its highest-ever world ranking, the midfielder netted 19 goals in 11 games at the IFPCF World Cup and the 2019 Para Pan American Games. At the World Cup in Spain, Mayhugh scored a thrilling last-minute winner to down perennial powerhouse Iran, seeing the USA become the first nation to beat Iran outside the top two ranked teams in the world and win its group on the world stage for the first time in program history. In Lima at the Para Pan American Games, Mayhugh helped the USA win its first-ever podium finish at the tournament, securing its place in the medal round with a come-from-behind victory over Brazil.

U.S. SOCCER ALL-TIME AWARDS

U.S. Soccer Team Awards – Top U.S. Team Finishes (major international competitions)

Year	Team	Event	Finish
2020	Under-20 WNT	CONCACAF Women's U-20 Championship	1st place
2019	Women's National Team	FIFA Women's World Cup (France)	1st place
2019	Men's National Team	CONCACAF Gold Cup (USA)	2nd place
2019	Under-17 MNT	CONCACAF U-17 Championship	2nd place
2018	Women's National Team	Concacaf Women's Championship (USA)	1st place
2018	Under-17 WNT	CONCACAF Women's U-17 Championship	1st place
2017	Men's National Team	CONCACAF Gold Cup (USA)	1st place
2016	Under-20 WNT	FIFA U-20 Women's World Cup (Papua New Guinea)	4th place
2016	Men's National Team	Copa America Centenario (USA)	4th place
2015	Men's National Team	Concacaf Gold Cup (USA)	4th place
2015	Women's National Team	FIFA Women's World Cup (Canada)	1st place
2014	Women's National Team	Concacaf Women's Championship (USA)	1st place
2013	Men's National Team	Concacaf Gold Cup (USA)	1st place
2012	Women's National Team	Olympic Soccer Tournament (London)	1st place
2012	Under-20 WNT	FIFA U-20 Women's World Cup (Japan)	1st place
2011	Women's National Team	FIFA Women's World Cup (Germany)	2nd place
2009	Men's National Team	Concacaf Gold Cup (USA)	2nd place
2009	Men's National Team	FIFA Confederations Cup (South Africa)	2nd place
2008	Under-17 WNT	FIFA U-17 Women's World Cup (New Zealand)	2nd place
2008	Under-20 WNT	FIFA U-20 Women's World Cup (Chile)	1st place
2008	Women's National Team	Olympic Soccer Tournament (China)	1st place
2007	Under-20 WNT	Pan American Games (Brazil)	2nd place
2007	Women's National Team	FIFA Women's World Cup (China)	3rd place
2007	Men's National Team	Concacaf Gold Cup (USA)	1st place
2006	Women's National Team	Concacaf Women's Gold Cup (USA)	1st place
2006	Under-20 WNT	FIFA U-20 Women's World Cup (Russia)	4th place
2005	Men's National Team	Concacaf Gold Cup (USA)	1st place
2004	Under-19 WNT	FIFA U-19 Women's World Cup (Thailand)	3rd place
2004	Women's National Team	Olympic Soccer Tournament (Greece)	1st place
2003	Women's National Team	FIFA Women's World Cup (USA)	3rd place
2003	Men's National Team	Concacaf Gold Cup (USA/Mexico)	3rd place
2002	Under-19 WNT	FIFA U-19 Women's World Cup (Canada)	1st place
2002	Women's National Team	Concacaf Women's Gold Cup (USA)	1st place
2002	Men's National Team	Concacaf Gold Cup (USA)	1st place
2000	Under-23 MNT	Olympic Soccer Tournament (Australia)	4th place
2000	Women's National Team	Concacaf Women's Gold Cup (USA)	1st place
2000	Women's National Team	Olympic Soccer Tournament (Australia)	2nd place
1999	Under-17 MNT	FIFA U-17 World Cup (New Zealand)	4th place
1999	Under-18 WNT	Pan American Games (Canada)	1st place
1999	Under-23 MNT	Pan American Games (Canada)	3rd place
1999	Women's National Team	FIFA Women's World Cup (USA)	1st place
1999	Men's National Team	FIFA Confederations Cup (Mexico)	3rd place
1998	Women's National Team	Goodwill Games (USA)	1st place
1998	Men's National Team	Concacaf Gold Cup (USA)	2nd place
1997	World University Games' Team	World University Games (Italy)	3rd place
1996	Women's National Team	Olympic Soccer Tournament (USA)	1st place
1996	Men's National Team	Concacaf Gold Cup (USA)	3rd place
1995	Women's National Team	FIFA Women's World Cup (Sweden)	3rd place
1995	Men's National Team	Copa America (Uruguay)	4th place
1993	Men's National Team	Concacaf Gold Cup (USA & Mexico)	2nd place
1992	Futsal National Team	FIFA Futsal World Cup (Hong Kong)	2nd place
1991	Under-23 MNT	Pan American Games (Cuba)	1st place
1991	Women's National Team	FIFA Women's World Cup (China)	1st place
1991	Men's National Team	Concacaf Gold Cup	1st place
1989	Futsal National Team	FIFA Futsal World Cup (Holland)	3rd place
1989	Under-20 MNT	FIFA World Youth Championship (Saudi Arabia)	4th place
1959	Men's Pan Am Games' Team	Pan American Games (USA)	3rd place
1930	Men's National Team	FIFA World Cup (Uruguay)	3rd place

USOC Team of the Year Award

Year	Team
2015	U.S. Women's National Team
2011	U.S. Women's National Team
1999	U.S. Women's National Team
1997	U.S. Women's National Team

Sports Illustrated Athlete of the Year

Year	Team
1999	U.S. Women's National Team

Werner Fricker Builder Award

Year	Recipient	<i>The Werner Fricker Award is designed to honor those working tirelessly to further the interest of soccer without regard to personal recognition.</i>
2020	Esfandiari Baharmast	
2019	April Heinrichs	
2018	Tony DiCicco	
2017	Mary Harvey	
2016	Anson Dorrance	
2015	Bruce Arena	
2013	Richard Groff	
2012	Hank Steinbrecher	
2011	Kevin Payne	
2010	Bob Contiguglia	
2009	Alan Rothernberg	
2008	Bob Gansler	
2007	Francisco Marcos	
2006	Sal Rapiplia	
2005	Gerhard Mengel	
2003	Sunil Gulati	
2002	Werner Fricker, Sr.	

U.S. Soccer Individual Awards**FIFA World Coach of the Year**

Year	Player	Team
2015	Jill Ellis	U.S. Women's National Team

The Best FIFA Women's Coach

Year	Player	Team
2019	Jill Ellis	U.S. Women's National Team

FIFA World Player of the Year

Year	Player	Team
2016	Carli Lloyd	U.S. Women's National Team
2015	Carli Lloyd	U.S. Women's National Team
2012	Abby Wambach	U.S. Women's National Team
2002	Mia Hamm	U.S. Women's National Team
2001	Mia Hamm	U.S. Women's National Team

The Best FIFA Women's Player

Year	Player	Team
2019	Megan Rapinoe	U.S. Women's National Team
2016	Carli Lloyd	U.S. Women's National Team

Sports Illustrated Athlete of the Year

Year	Player	Team
2019	Megan Rapinoe	U.S. Women's National Team

All-World Championship Team

Year	Player	Event / Team
2015	Carli Lloyd	WWC / All-Star
2015	Megan Rapinoe	WWC / All-Star
2015	Meghan Klingenberg	WWC / All-Star
2015	Julie Johnston	WWC / All-Star
2015	Hope Solo	WWC / All-Star
2011	Abby Wambach	WWC / First Team
2011	Lauren Cheney	WWC / First Team
2011	Shannon Boxx	WWC / First Team
2011	Hope Solo	WWC / First Team
2007	Kristine Lilly	WWC / Honorable Mention
2006	Amanda Poach	U-20 / First Team
2006	Val Henderson	U-20 / First Team
2006	Daneshia Adams	U-20 / First Team
2004	Angie Woznuk	U-19 / First Team
2004	Becky Sauerbrunn	U-19 / First Team
2004	Ashlyn Harris	U-19 / First Team
2003	Steve Cronin	U-20 / First Team
2003	Bobby Convey	U-20 / First Team
2003	Mia Hamm	WWC / Honorable Mention
2003	Joy Fawcett	WWC / First Team
2003	Shannon Boxx	WWC / First Team
2003	Danny Szetela	U-17 / First Team
2003	Freddy Adu	U-17 / First Team
2002	Kelly Wilson	U-19 / First Team
2002	Lindsay Tarpley	U-19 / First Team
2002	Heather O'Reilly	U-19 / First Team
2002	Jill Oakes	U-19 / First Team
2002	Landon Donovan	World Cup / Hon. Mention
2002	Claudio Reyna	World Cup / First Team
1999	Briana Scurry	WWC / First Team
1999	Carla Overbeck	WWC / First Team
1999	Mia Hamm	WWC / First Team
1999	Michelle Akers	WWC / First Team
1999	Brandi Chastain	WWC / First Team
1996	Victor Nogueira	Futsal / Honorable Mention
1994	Alexi Lalas	World Cup / Honorable Mention
1992	Victor Nogueira	Futsal / First Team
1992	Chico Borja	Futsal / First Team

Golden Ball
(tournament MVP)

Year	Player	Event
2020	Mia Fishel	CONCACAF Women's U-20 Champ.
2019	Megan Rapinoe	Women's World Cup
2018	Julie Ertz	Concacaf Women's Champ.
2017	Michael Bradley	Concacaf Gold Cup
2017	Eric Palmer-Brown	Concacaf U-20 Champ.
2015	Carli Lloyd	Women's World Cup
2008	Sydney Leroux	U-20 World Cup
1999	Landon Donovan	U-17 World Championship
1991	Carin Jennings	Women's World Cup

Silver Ball
(tournament second MVP)

Year	Player	Event
2011	Abby Wambach	Women's World Cup
2008	Alex Morgan	U-20 World Cup
2004	Angie Wozniak	U-19 Women's World Champ.
1999	DaMarcus Beasley	U-17 World Championship
1991	Kyle Campbell	U-17 World Championship
1991	Michelle Akers	Women's World Cup
1989	Kasey Keller	World Youth Championship

Bronze Ball
(tournament third MVP)

Year	Player	Event
2019	Rose Lavelle	Women's World Cup
2012	Julie Johnston	U-20 Women's World Cup
2011	Hope Solo	Women's World Cup
2009	Clint Dempsey	FIFA Confederations Cup
2008	Kristie Mewis	U-17 Women's World Cup
2006	Daneshia Adams	U-20 Women's World Champ.
2002	Kelly Wilson	U-19 Women's World Champ.
1999	Michelle Akers	Women's World Cup

Golden Boot
(tournament leading scorer)

Year	Player	Event
2019	Megan Rapinoe	Women's World Cup
2018	Alex Morgan	Concacaf Women's Champ.
2015	Clint Dempsey	Concacaf Gold Cup
2013	Landon Donovan/Chris Wondolowski	Concacaf Gold Cup
2008	Sydney Leroux	U-20 Women's World Cup
2003	Eddie Johnson	World Youth Championship
1991	Michelle Akers	Women's World Cup

Silver Boot
(tournament second leading scorer)

Year	Player	Event
2020	Mia Fishel	CONCACAF Women's U-20 Champ.
2019	Alex Morgan	Women's World Cup
2019	Giovanni Reyna	CONCACAF U-17 Champ.
2017	Josh Sargent	FIFA U-20 World Cup
2017	Brooks Lennon	Concacaf U-20 Champ.
2015	Carli Lloyd	Women's World Cup
2007	Abby Wambach	Women's World Cup
2002	Kelly Wilson	U-19 Women's World Champ.
1991	Carin Jennings	Women's World Cup

Bronze Boot
(tournament third leading scorer)

Year	Player	Event
2020	Brianna Pinto	CONCACAF Women's U-20 Champ.
2019	Giovanni Reyna	CONCACAF U-17 Champ.
2017	Josh Sargent	Concacaf U-17 Champ.
2011	Abby Wambach	Women's World Cup
2010	Sydney Leroux	U-20 Women's World Cup
2008	Vicki DiMartino	U-17 Women's World Cup
2008	Alex Morgan	U-20 Women's World Cup
2004	Angie Wozniak	U-19 Women's World Champ.
2002	Lindsay Tarpley	U-19 Women's World Champ.
1999	Taylor Twellman	World Youth Championship

Golden Glove

Year	Player	Event
2017	Jonathan Klinsmann	Concacaf U-20 Champ.
2017	Justin Garces	Concacaf U-17 Champ.
2015	Brad Guzan	Concacaf Gold Cup
2015	Hope Solo	Women's World Cup
2011	Hope Solo	Women's World Cup
2010	Bianca Henninger	U-20 World Cup
2009	Tim Howard	FIFA Confederations Cup
2008	Taylor Vancil	U-17 Women's World Cup
2008	Alyssa Naeher	U-20 Women's World Cup
1999	Briana Scurry	Women's World Cup
1992	Victor Nogueira	Futsal World Championship
1991	Kyle Campbell	U-17 World Championship
1989	Kasey Keller	World Youth Championship

FIFA Fair Play

Fair Play Award Winners – Team

Year	Team	Event
2020	U-20 WNT	CONCACAF Women's U-20 Champ.
2019	Men's National Team	CONCACAF Gold Cup
2019	U-17 MNT	CONCACAF U-17 Championship
2018	U.S. Women's Team	Concacaf Women's Champ.
2017	U.S. Men's Team	Concacaf Gold Cup
2008	Under-20 WNT	U-20 Women's World Cup
2004	Under-19 WNT	U-19 Women's World Champ.
1998	U.S. Men's Team	Year-End Award
1996	U.S. Women's Team	Olympic Soccer Tourn.
1989	Under-20 MNT	World Youth Championship

Fair Play Award Winners – Individual

Year	Player	Award
1998	Michelle Akers	FIFA Order of Merit
1997	Julie Foudy	FIFA Fair Play Award

2019 BEST OF U.S. SOCCER AWARDS

- Best Goal: Rose Lavelle versus the Netherlands
Jozy Altidore versus Panama
- Best Skills: Rose Lavelle versus England
- Best Moment: WNT wins World Cup
- Best Save: Alyssa Naeher versus England

2018 BEST OF U.S. SOCCER AWARDS

- Best Moment: U.S. WNT Qualifies for 2019 World Cup
- Best Goal: Alex Morgan volley versus Scotland
- Best Save: Ashlyn Harris versus China
- Best Skills: Tobin Heath versus Japan
- Best Assist: Crystal Dunn to Tobin Heath versus Mexico

2017 BEST OF U.S. SOCCER AWARDS

- Best Photo: "Lion King Cassius"
- Best GIF: "Harry Dab"
- Best Skills: Christian Pulisic vs. Panama
- Best Save: Ashlyn Harris vs. Korea Republic
- Best Celebration: Julie Ertz carries Kelley O'Hara
- Best Development Academy, Paralympic National Team or Beach National Team Goal: Alejandro Pereira (Development Academy)
- Best Youth National Team Goal: Eryk Williamson vs. El Salvador
- Best Men's National Team Goal: Michael Bradley at Mexico
- Best Women's National Team Goal: Julie Ertz vs. Korea Republic
- Overall Best U.S. Soccer Goal: Julie Ertz vs. Korea Republic

2016 BEST OF U.S. SOCCER AWARDS

- Individual Performance of the Year: Crystal Dunn's five goals vs. Puerto Rico – Feb. 15
- Off-the-field Moment of the Year: Carli Lloyd and Jill Ellis Win World Player and Coach of the Year Awards – Jan. 11
- Team Performance of the Year, Presented by Thorne: WNT defeats Germany 2-1 to win inaugural #SheBelieves Cup – March 9
- Tournament Performance of the Year: WNT sweeps inaugural #SheBelieves Cup - March
- Goal of the Year: Alex Morgan scores leveler in de facto #Shebelieves Cup final vs. Germany – March 9

2015 BEST OF U.S. SOCCER AWARDS

- Best Team Performance: WNT vs. Germany – 2015 FIFA Women's World Cup Semifinals
- Best Goal: Carli Lloyd's half-field strike – 2015 FIFA Women's World Cup Final
- Best Save: Meghan Klíngenberg's headed goal-line clearance vs. Sweden – 2015 FIFA Women's World Cup Group Stage
- Best Individual Performance: Carli Lloyd vs. Japan – 2015 FIFA Women's World Cup Final
- Best Goal Celebration: Meghan Klíngenberg's "Terrible Towel" tribute – WNT Victory Tour
- Best Off-Field Moment: WNT on stage with Taylor Swift
- Best U.S. Soccer Video: WNT Celebrates 2015 FIFA Women's World Cup Victory in Los Angeles Rally

2014 BEST OF U.S. SOCCER AWARDS

Ten of the best and most meaningful moments throughout 2014 were selected for special mention during U.S. Soccer's Best Of Week that ran from Dec. 15-19. The 10 best moments in U.S. Soccer over the course of 2014 included:

- The U.S. MNT's thrilling 2-1 win against Ghana that secured a vital three points to begin the team's escape from the 'Group of Death' at the 2014 FIFA World Cup.
- Meghan Klíngenberg's long-distance golazo against Haiti during Women's World Cup Qualifying was an audacious and timely way for the defender to score her first goal for the U.S. WNT.
- Jermain Jone's thunderous game-tying strike nearly 30 yards from goal against Portugal that sent the USA on its way to collecting the vital point it ultimately needed to advance to the knockout round at the 2014 FIFA World Cup.
- The U.S. WNT booked its place at the 2015 FIFA Women's World Cup by rolling through the Concacaf qualifying tournament with a 6-0-0 record, 21 goals scored, 0 conceded and a clean sweep of the competition's individual awards.
- Fabian Jonshon's picturesque strike against Turkey in the USA's second Send-Off Series game was one of the U.S. MNT's most well-crafted goals the team produced in a year of memorable tallies.
- A rarity among professional athletes across all sports, U.S. WNT captain Christie Rampone was honored for her enduring professionalism and longevity at the highest level of soccer when she made her 300th appearance for her country against Mexico during Women's World Cup Qualifying, becoming just the second soccer player in history – man or woman – to achieve the feat.

- The torch was passed on to the next generation of the U.S. MNT as three pillars of the team's unparalleled success over the last decade all announced their retirement: DaMarcus Beasley, Carlos Bocanegra and Landon Donovan.
- With his team approaching its final group game at the 2014 FIFA World Cup, U.S. MNT head coach Jurgen Klinsmann wrote a letter asking that fans be released from work in order to cheer on the USA against Germany. His words went viral on the internet, spawning numerous positive responses from bosses, celebrities and politicians as well as more than a few copy cats.
- U.S. MNT goalkeeper Tim Howard turned in a larger-than-life performance in the USA's Round of 16, overtime defeat to Belgium at the 2014 FIFA World Cup, making a tournament-record 16 saves and cementing his legacy among soccer fans as first goalkeeper to become the "#Secretary of Defense."
- U.S. Soccer enjoyed a record year of fan support and interaction, from the thousands that followed the U.S. MNT to Brazil for the 2014 FIFA World Cup to the ever-present U.S. WNT fans that cheered on the team as it qualified for the 2015 FIFA Women's World Cup. An assuredly giant leap was made by U.S. Soccer with the help of its fans and partners in 2014, one that has raised the bar higher than ever before in the United States.

BEST OF U.S. SOCCER #100YEARS EDITION WINNER

In 2013, U.S. Soccer provided fans with the opportunity to determine the top moment of the Federation's history. Set up as a bracket-style competition that pits the top moments across U.S. Soccer's 100-year history head-to-head, fans voted daily to determine their favorite moment of all-time.

Abby Wambach's dramatic and stunning goal against Brazil in the 2011 FIFA Women's World Cup quarterfinal defeated all challengers to win the Best of U.S. Soccer: #100Years Edition. More than 10,000 fans voted on the final matchup to crown Wambach the winner, while more than 210,000 votes were cast overall.

Wambach's stoppage-time score that pulled the USA even at 2-2 at the very end of overtime in a match that the USA eventually won in penalty kicks, triumphed in all six of its matchups during the 64-moment bracket-style competition. In the final round, Wambach's 122nd-minute header off a cross from Megan Rapinoe – which at the time was the latest goal ever scored in a FIFA competition – edged Landon Donovan's historic strike in the waning seconds of the USA's last match of group play against Algeria at the 2010 FIFA World Cup in South Africa.



2012 BEST OF U.S. SOCCER AWARDS

- Best Goal: Alex Morgan vs. Canada (Aug. 6)
- Best Goal Celebration: Snow Angels
- Best Performance, Player: Megan Rapinoe vs. Canada (Aug. 6)
- Best Performance, Team: WNT vs. Canada (Aug. 6)
- Best Save: Hope Solo vs. Canada (June 30)

2011 BEST OF U.S. SOCCER AWARDS

- Best Assist: Megan Rapinoe to Abby Wambach (July 10 vs. Brazil)
- Best Fan Tribute: Teach Me How to Wambach
- Best Goal: Abby Wambach vs. Brazil (July 10)
- Best Off the Field Moment: Hope Solo on Dancing With the Stars
- Best Performance, Academy: Juan Agudelo with the MNT
- Best Performance, Player: Hope Solo vs. Brazil (July 10)
- Best Performance, Team: WNT vs. Brazil, July 10
- Best Soccer Bar: O'Brien's Pub; San Diego, Calif.
- Best Twitter: Megan Rapinoe (@mPinoe)
- Best Studio 90 Feature: Wild Turkey

2010 BEST OF U.S. SOCCER AWARDS

- Best South Africa Moment: Dog Pile for the Ages
- Best Goal: Landon Donovan vs. Algeria (June 23)
- Best Performance (Team): MNT vs. Algeria (June 23)
- Best Photo: The Pile
- Best Performance (Player): Tim Howard vs. England (June 12)
- Best Fan Costume: South Africa Starting 11
- Best Academy Story: First Two Academy Alumni Play for the MNT
- Best Soccer Specialty Store: Soccer Fanatic, San Diego, Calif.
- Best Assist: Jozy Altidor vs. Slovenia (June 18)
- Best Soccer Bar: Small Bar, Chicago
- Best Soccer Blog: Soccer by Ives
- Best Studio 90 Feature: The Everton Experience

2009 BEST OF U.S. SOCCER AWARDS

- Best Performance (Team): MNT vs. Spain (June 24)
- Best Performance (Player): Tim Howard vs. Spain (June 24)
- Best Goal: Landon Donovan vs. Brazil (June 28)
- Best Assist: Landon Donovan vs. Mexico (Aug. 12)
- Best Soccer Bar: Fado's Irish Pub, Seattle
- Best Fan Photo: Stars and Stripes Forever
- Best Academy Story: Bill Hamid Goes Pro
- Best Soccer Specialty Store: Soccer Fanatic, San Diego, Calif.
- Best Soccer Blog: Soccer By Ives
- Best Photo: Spain Slips
- Best ussoccer.com Video: Behind the Scenes USA-Costa Rica
- Best Clutch Moment: MNT defense vs. Spain (June 24)

2008 BEST OF U.S. SOCCER AWARDS

- Best Goal (Women): Carli Lloyd vs. Brazil (Aug. 21)
- Best Goal (Men): Sacha Kljestan vs. Netherlands (Aug. 10)
- Best Photo: Jump for Joy
- Best Soccer Specialty Store: Angelo's Soccer Corner (Pa.)
- Best Soccer Bar: The Globe Pub (Chicago)
- Best Soccer Blog: Soccer By Ives
- Best Fan Photo: Jeff York
- Best Assist: Lindsey Tarpley vs. Ireland (Sept. 20)
- Best all_access Video: Tobin Heath Walkabout
- Best Performance (Team): WNT vs. Brazil (Aug. 21)
- Best Performance (Player): Tim Howard vs. Argentina (June 8)
- Best Goal: Academy: Andrew Bulls, BAL vs. LAFC

2007 BEST OF U.S. SOCCER AWARDS

- Best Bar: The Globe (Chicago, Ill.)
- Best Soccer Specialty Store: Soccer 4 All (Houston, Texas)
- Best Goal (Men): Benny Feilhaber vs. Mexico (June 24)
- Best Goal (Women): Abby Wambach vs. Sweden (Sept. 14)
- Best Assist: Freddy Adu vs. Brazil (July 6)
- Best Performance (Player): Abby Wambach vs. Sweden (Sept. 14)
- Best Performance (Team): MNT vs. Mexico (June 24)
- Best all_access video: Abby Wambach Back 4 Quiz
- Best Blog: Soccer Insider
- Best Fan Atmosphere: MNT vs. Mexico (June 24)
- Best Photo: 2-0! Donovan scores against Mexico

2006 BEST OF U.S. SOCCER AWARDS

- Best Soccer Bar: Ginger's Ale House (Chicago, Ill.)
- Best Soccer Specialty Store: Angelo's Soccer Corner (Pa.)
- Best Goal: Clint Dempsey vs. Ghana (June 22)
- Best Kristine Lilly Goal: vs. Canada (Nov. 4)
- Best Performance (Player): Kasey Keller vs. Italy (June 22)
- Best Performance (Team): MNT vs. Italy (June 17)
- Best all_access Video: Hospital Visit to Kaiserslautern
- Best Action Photo: McBride Crunch
- Best U.S. Fan Photo from the World Cup: Flag Over Kaiserslautern
- Best U.S. Atmosphere: MNT vs. Italy at Kaiserslautern, Germany
- Best Look/Style: Don't Tread on Me Jerseys

2005 BEST OF U.S. SOCCER AWARDS

- Best Soccer Bar: Ginger's Ale House (Chicago, Ill.)
- Best Soccer Specialty Store: Chicago Soccer (Chicago, Ill.)
- Best U.S. Atmosphere: MNT vs. Mexico at Columbus, Ohio
- Best Goal: Tiffeny Milbrett vs. Ukraine (July 10)
- Best Assist: Landon Donovan vs. Guatemala (March 30)
- Best Performance (Player): Oguchi Onyewu vs. Mexico (Sept. 3)
- Best Performance (Team): MNT vs. Mexico (Sept. 3)
- Best Goal Celebration: DaMarcus Beasley vs. Mexico (Sept. 3)
- Best all_access Video: Highlights of USA vs. Mexico (Sept. 3)
- Best Podcast: Bruce Arena Speaks Candidly
- Best Picture: Kasey Keller's Superman Save

2004 BEST OF U.S. SOCCER AWARDS

- Best Soccer Bar: Ginger's Ale House (Chicago, Ill.)
- Best Soccer Specialty Store: Soccer USA (Austin, Texas)
- Best U.S. Soccer Story: Hamm, Foudy and Fawcett Finish Legendary Careers
- Best Fashion Statement: U.S. Women's National Team's gold medals and Olympic wreaths
- Best U.S. Crowd: Sept. 25 at Frontier Field in Rochester (14,780 SO)
- Best Soccer Fans: The Sam's Army contingent in Foxborough, Mass., for the U.S. Men's first home qualifier
- Best U.S. Goal: Abby Wambach vs. Iceland
- Best U.S. Assist: Mia Hamm vs. Germany (Aug. 23)
- Best Late-Game Heroics: Abby Wambach's game-winner goal vs. Brazil (Aug. 26)
- Best Game Performance (Player): Mia Hamm vs. Germany (Aug. 23)
- Best Game Performance (Team): WNT vs. Brazil (Aug. 26)

2003 BEST OF U.S. SOCCER AWARDS

- Best Soccer Bar: Ginger's Ale House (Chicago, Ill.)
- Best Soccer Specialty Store: Gotshalk's Soccer (Boston, Mass.)
- Best Soccer Stadium: The Home Depot Center (Carson, Calif.)
- Best Crowd: May 8 at Reliant Stadium in Houston (69,582; SO)
- Best Soccer Fans: Chicago, Ill.
- Best Game Promotion: 1950 Retro Jerseys (U.S. MNT)
- Best U.S. Soccer Story: Tim Howard Signs with Manchester United; Red Devils Tour America
- Best Goal: Kristine Lilly vs. Sweden (Sept. 21)
- Best YNT Goal: Freddy Adu vs. Poland (June 4)
- Best Performance (Player): Abby Wambach vs. Norway (Oct. 1)
- Best Performance (Team): WNT vs. Sweden (Sept. 21)

2002 BEST OF U.S. SOCCER AWARDS

- Best Soccer Bar: Summers Restaurant (Arlington, Va.)
- Best Soccer Specialty Store: Soccer Unlimited (Indianapolis, Ind.)
- Best Soccer Stadium: Columbus Crew Stadium (Columbus, Ohio)
- Best Crowd: May 12 at RFK Stadium (30,413)
- Best Soccer Fans: Fans who traveled to Korea for the World Cup
- Best Game Promotion: Buck-a-Brat Night (Columbus Crew)
- Best Place to Watch the World Cup from the U.S.: Your couch
- Best Goal: Brian McBride vs. Portugal (June 5)
- Best Performance (Player): Brad Friedel vs. South Korea (June 10)
- Best Performance (Team): MNT vs. Portugal (June 5)

MEDIA INFORMATION

311



U.S. SOCCER COMMUNICATIONS DEPARTMENT

NEIL BUETHE

Office: 312-528-1270

CHIEF COMMUNICATIONS OFFICER

E-mail: nbuethe@ussoccer.org

MICHAEL KAMMARMAN

Office: 312-528-1246

PRESS OFFICER, MEN'S NATIONAL TEAM

E-mail: mkammarman@ussoccer.org

AARON HEIFETZ

Office: 424-233-3743

PRESS OFFICER, WOMEN'S NATIONAL TEAM

E-mail: aheifetz@ussoccer.org

CHRIS KENNEDY

Office: 312-528-1292

PRESS OFFICER, YOUTH NATIONAL TEAMS / DA

E-mail: ckennedy@ussoccer.org

JEFF CRANDALL

Office: 312-528-1283

MEN'S NATIONAL TEAM CONTENT MANAGER

E-mail: jcrandall@ussoccer.org

MARY CATHERINE BARRETT

Office: 312-528-1237

WOMEN'S NATIONAL TEAM CONTENT MANAGER

E-mail: mbarrett@ussoccer.org

ILYANNA GUTIERREZ

Office: 312-528-1293

MEDIA & BROADCAST OPERATIONS MANAGER

E-mail: igutierrez@ussoccer.org

LOGAN BUCKLEY

Office: 312-528-1224

SENIOR CONTENT COORDINATOR

E-mail: lbuckley@ussoccer.org

U.S. SOCCER VIDEO DEPARTMENT

ANDREW SEVCIK

Office: 312-528-1267

VIDEO PRODUCTION MANAGER

E-mail: asevcik@ussoccer.org

NICK BURTON

Office: 312-528-1271

NATIONAL TEAMS VIDEO PRODUCER

E-mail: nburton@ussoccer.org

JEN BUGLIO

Office: 312-528-1277

WOMEN'S NATIONAL TEAM VIDEOGRAPHER

E-mail: jbuglio@ussoccer.org

AREAS OF CONTACT

Spokesperson.....	Buethe
President Interviews	Buethe
Credential Requests.....	Gutierrez
Photo Requests	Buckley
Video Footage	Sevcik
Men's National Team & Interviews.....	Kammarman
Men's Youth National Teams & Interviews	Kennedy
Women's National Team & Interviews	Heifetz
Women's Youth National Teams & Interviews	Heifetz
Development Academy.....	Kennedy
Hall of Fame	Buethe
Lamar Hunt U.S. Open Cup.....	Buckley
ussoccer.com	Buckley
Spanish Language	Gutierrez

USSF SOCIAL MEDIA HANDLES

Twitter.....	@ussoccer, @USMNT, @USWNT
Instagram	@ussoccer, @USMNT, @USWNT
Facebook.....	@officialussoccer

2020 MEDIA GUIDELINES

Thank you for your coverage of U.S. Soccer and the U.S. National Teams. Please familiarize yourself with the information and policies in this document so that your coverage of the U.S. National Teams is conducted in the most efficient manner possible. These guidelines and policies are enforced by the U.S. Soccer Communications Department. If you have questions about the policies listed here, please do not hesitate to contact U.S. Soccer Communications at media@ussoccer.org or 312-808-1300.

www.ussoccer.com/media-services/media-guidelines - Applicable to Rights Holders and Non-Rights Holders

GENERAL GUIDELINES

Professional Conduct

Media are expected to follow the guidelines set forth in this document, as well as the instructions of U.S. Soccer staff, stadium employees and security, at the risk of limitation of access or revocation of credentials.

Media credentials are issued with the purpose of providing access to interviews and written, audio and visual accounts of the game as appropriate. **Media members should not use access for autographs, personal photographs or commercial requests.**

Media credentialed for access to shoot photographs and video are expected to use professional equipment to file photographic or video accounts. Use of equipment such as 'point and shoot' style cameras or mobile telephones that are not considered professional equipment will result in access being restricted or rescinded.

Media Services

Press Releases: To be added to the U.S. Soccer media distribution list, please send an email request to communications@ussoccer.org.

Media Guides: To request a current media guide for the U.S. Men's or Women's National Team, please send an email request to communications@ussoccer.org. A digital version of the Men's and Women's National Team's media guides can be found on the Media Guide page in the right-hand navigation column.

Interview Requests: Media requesting interviews with U.S. National Team players, coaches or administrators should make arrangements with the U.S. Soccer Communications Department or the onsite press officer with the respective team. When requesting and conducting interviews, media should identify the organization that they are representing, and provide advance notice if audio or video will be recorded for later distribution. All audio and video interviews are subject to U.S. Soccer's Video Guidelines, which are included in this document.

ussoccer.com: Is the official web site of the U.S. Soccer Federation. All press releases – content that includes a dateline are posted on ussoccer.com, and can be republished by media in their entirety. U.S. Soccer press releases are available in Spanish. Media interested in receiving press releases in Spanish can send an email request to communications@ussoccer.org.

Video: Media are welcome to embed videos that appear on ussoccer.com. Visit youtube.com/ussoccerdotcom and <http://www.ussoccer.com/stories> for the latest U.S. Soccer-produced videos.

Audio, Video Roll & Interviews: U.S. Soccer periodically sends out video and audio media rolls from National Team events for outlets to use free of charge, provided they properly credit video as; Courtesy of U.S. Soccer/Veritone. If you'd like to sign up for the email list that distributes these media rolls, please email communications@ussoccer.org with Media Roll in the subject line.

Twitter: U.S. Soccer provides updates at www.twitter.com/ussoccer that include breaking news and new content posted to ussoccer.com. Media are welcome to re-tweet @USSMNT, @USWNT, @ussoccer_comms, @USYNT, @ussoccer_DA, @ussoccer_coach, @ussoccer_ref, and @ussoccer_pnt content, including play-by-play accounts.

Photography Requests

Head Shots: U.S. Soccer maintains head and shoulder portraits of select U.S. National Team players and coaches that can be requested by emailing communications@ussoccer.org or calling 312-808-1300.

Action Photography: For action photos, please contact Annette Shelby at International Sports Images at 650-906-7753 or at annette@isiphotos.com. International Sports Images serves as the photography manager for U.S. Soccer. Media outlets can also search and preview the photography archive at isiphotos.com.

U.S. SOCCER EVENTS

Credentials

Policies: In addition to the policies listed below, please note that only working media will be credentialed and no one under the age of 18 will be issued a credential.

Applications: Media can request credentials for matches online at <https://www.ussoccer.com/about/us-soccer-media-services/credentials>. The online application process can be found by clicking on the Media Services link in the footer on the front page of ussoccer.com. Media can also contact U.S. Soccer Communications with questions on the application process directly by phone at 312-808-1300 or e-mail communications@ussoccer.org.

Deadlines: The deadline to apply for credentials to U.S. Soccer events is generally two (2) weeks prior to the game. There is no guarantee that late applications will be accepted.

Pickup: U.S. Soccer will distribute credential pickup times prior to each game. Credential pickup times generally coincide with media availabilities. For pickup on the day of the game, Media Will Call at the stadium will open approximately two (2) hours before kickoff for WNT matches and three (3) hours for MNT matches. Each media member must show identification in order to receive their credential. An individual cannot pick up more than one credential.

Parking Shipping: If you would like single-game parking passes (subject to availability) to be shipped, please provide a UPS or FedEx account number at least two (2) weeks prior to the game. Replacement parking passes cannot be provided if lost in transit.

All Matches Credential Holders: All media provided an All Matches credential must still inform the U.S. Soccer Communications Department of their plans to attend specific matches to ensure a space in the press box. Please do so at least two (2) weeks in advance of a match.

Media Facilities

Media facilities, including the press box and photographers' work area, will open approximately two (2) - three (3) hours before each game.

Press Box: All seats will be assigned. Auxiliary seating arrangements will be made if the capacity of the press box is exceeded.

Photographer Work Room: Where available, a photographer work room will be available at field level.

Internet: Wireless Internet access will be provided to media filing on deadline.

Game Notes & Media Guides: Game notes will be placed at each seat and also on a table near the press box entrance. Media guides will be made available upon request and digital versions are available online at ussoccer.com/about/us-soccer-media-services.

Lineups: Official lineups are made available approximately one (1) hour prior to kickoff. Lineups, which include jersey numbers for each team, will be distributed to the media as quickly as possible.

Media Access / Interviews

There is no pre-game access to U.S. Soccer players and coaches on game days. No "flash" interviews are permitted on the field. All post-game access is available in the press conference and mixed zone.

Press Conference: There will be a formal press conference with the head coach shortly after the final whistle. In the event something changes a member of the U.S. Soccer communications staff will inform the media.

Mixed Zone: Locker rooms are not open to the media at U.S. Soccer events. All post-game interviews will be conducted in a press conference or mixed zone. Players from both teams will typically be available in the mixed zone. The media mixed zone will generally be near the locker rooms.

Print & Online Media

Live Blogging / Commentary: Live blogging of U.S. Soccer events from either the venue or via the television broadcast is subject to our Live Blogging Guidelines. The guidelines are included in Appendix II of this document.

Video: Please notify U.S. Soccer in advance if your coverage includes video recording. Any video footage, including interviews, gathered by print and online media is subject to the U.S. Soccer Video Guidelines. The Video Guidelines are included in Appendix I of this document.

Audio: Please notify U.S. Soccer in advance if your coverage includes audio recording. Any audio, including interviews, gathered by radio, print and online media is subject to the U.S. Soccer Audio Use Guidelines. The guidelines are included in Appendix III of this document.

Radio - Non Rights Holders

Non-rights-holding radio journalists are welcome to conduct pregame and postgame reports from the press box, but NO play-by-play reports are permitted. Radio non-rights-holders will have access to post-match press conference and mixed zones unless otherwise notified. Radio outlets interested in purchasing rights should contact U.S. Soccer at 312-808-1300.

Audio: Any audio, including interviews, gathered by radio, print and online media is subject to the U.S. Soccer Audio Use Guidelines. The guidelines are included in Appendix III of this document.

Field Access

Print, online and radio writers and reporters are not permitted on the field at any time. Media members granted field access must have a working purpose. Representatives from the broadcast media who are not filing reports, but would like to attend as an observer, should inform U.S. Soccer of such when making the application.

Still Photographers

Locations: Still photographers are permitted to shoot U.S. Soccer events from behind the field sign boards in either end line. At events where space allows, photographers may also shoot on the sideline opposite the benches between the end line and the 18-yard line. Shooting from the 18-yard line will be allowed on a match-by-match basis depending on space. The attacking direction of the teams is determined by a coin toss. Following the coin toss, photographers must pick one end of the field to shoot for the entire half. The ONLY time photographers may change ends is at halftime. At NO time are photographers allowed on the field of play.

Photo Marshals: U.S. Soccer will use photo marshals to assist on-field media. Photo marshals can assist with providing lineups/rosters, distributing bibs and assist with questions on location and other topics. Photographers are required to follow all instructions of the photo marshals.

Bibs: All still photographers are required to wear a colored bib as provided by U.S. Soccer. The bib is lightweight and designed to be worn outside of outerwear and be visible at all times. Please return the bibs to a photo marshal following the game, or leave them in the press box / photographers' work room.

Pre-Game Photos: Each team's starters will pose for a pre-game photo near the bench area following the national anthems. Photographers should gather in the near-side corners once the teams leave the field after warm-ups. U.S. Soccer will escort the photographers to midfield.

Field Watering: The grounds crew may water the field prior to warm-ups and also prior to kickoff. Please be responsible for your equipment during this time. U.S. Soccer is not responsible for damage to any equipment.

Non-Rights Holder Video (ENG)

Video Footage: All non-rights holders and ENG crews must follow the U.S. Soccer Video Guidelines for all footage gathered at events. The Video Guidelines are included in Appendix I of this document.

TV Reporters: ENG reporters may stay on the field until two (2) hours prior to kickoff to shoot 'scene sets,' and are not allowed on the field again until after the conclusion of the broadcast window. Reporters/anchors will not be issued a bib. U.S. Soccer will not generally credential non-rights holder producers, editors, or technicians.

Location: ENG cameras are permitted to shoot U.S. Soccer events from behind the field sign boards of either end line. The attacking direction of the teams is determined by a coin toss. Following the coin toss, ENG cameras must pick one end of the field to shoot for the entire half. The ONLY time ENG crews may change ends is at halftime. At NO time are any media members allowed on the field of play.

Photo Marshals: U.S. Soccer will use photo marshals to assist on-field media. Photo marshals can assist with providing lineups/rosters, distributing bibs and assist with questions on location and other topics. ENG crews are required to follow all instructions of the photo marshals.

Bibs: All ENG camera operators are required to wear a colored bib as provided by U.S. Soccer. The bib is lightweight and designed to be worn outside of outerwear and be visible at all times. Please return the bibs to a photo marshal following the game, or leave them in the press box / photographers' work room.

Field Watering: The grounds crew may water the field prior to warm-ups and also prior to kickoff. Please be responsible for your equipment during this time. U.S. Soccer is not responsible for damage to any equipment.

Live Newscasts: Please contact U.S. Soccer in advance of the event if you would like to broadcast live pre or post-game as part of a newscast from the stadium.

Social Media

U.S. Soccer will not generally credential media looking to cover a U.S. Soccer event only for social media purposes. This means someone looking to provide coverage of a match for social media sites not limited or restricted to; Facebook, Twitter, Instagram, etc., will be considered for a press credential on a case basis but in most cases will not be accommodated for a press credential.

Social Media Reporting: U.S. Soccer permits credentialed reporters to report on behalf of their media organizations through social media channels or personal accounts. U.S. Soccer permits pictures to be taken from the press box for social media reporting purposes but prohibits the collection of any type of video from the press box. Doing so may result in revocation of press credentials.

APPENDIX I: NON-RIGHTS HOLDER VIDEO GUIDELINES

Video Footage: All rights to match footage including all applicable copyrights belong to U.S. Soccer and its rights holders who broadcast each specific match. U.S. Soccer has three rights holders that will broadcast their Men's National Team and Women's National Team matches in 2019: ESPN, FOX Sports and Univision. If an organization is interested in recording video footage at a U.S. Soccer match for non-news gathering purposes they should contact U.S. Soccer Communications at communications@ussoccer.org.

Television Broadcasters

Game Action: Television broadcasters can use footage of U.S. Soccer events obtained either via 1) their own recording or 2) action dubbed from a U.S. Soccer rights holder broadcast with credit only in connection with its regularly scheduled news programming within a week of the game. This footage should not exceed two (2) minutes. Highlights aired as part of a continuous news program should not be longer than one (1) minute per 30-minute segment.

Filming – Game Action: For televised events, non-rights holders / ENG cameras may record the first 15 minutes of each half (from 00:00 to 15:00 and 45:00 to 60:00 on the game clock). For non-televised events, non-rights holders / ENG cameras may record the entire game but are still subject to the aforementioned limits. This includes events that are web streamed live online.

Filming – Interviews and Scene Sets: There is no limit to the gathering of footage pre-game, at halftime and post-game. All footage gathered is subject to the usage guidelines indicated in this document.

Filming – In Seating Area: Video cameras looking to shoot in the concourse or seating area must contact U.S. Soccer in advance of the event for approval.

Previews or Advances: In advance of a U.S. Soccer event, television broadcasters can use two (2) minutes of archival game action to preview an upcoming event. In the local/regional markets, broadcasters should mention the time and location of the game along with their report. Outside of the local markets, broadcasters should mention the time and broadcast information.

Television Broadcasters' Web Sites: Video produced for air as part of regular programming that is simulcast or archived online must be accompanied by a link to ussoccer.com. Content produced exclusively for the Internet is subject to the guidelines for Online Video.

U.S. Soccer Video Dept. Audio and Video Roll: U.S. Soccer periodically sends out video and audio media rolls from National Team events for outlets to use free of charge, provided they properly credit video as; Courtesy of U.S. Soccer/Wazee Digital. If you'd like to sign up for the email list that distributes these media rolls, please email communications@ussoccer.org with Media Roll in the subject line.

Online Video

Game Action: Online organizations (including print publications that post video online) are not permitted to film or use game action video at any time. Game action includes any footage of the field, teams, etc., following the beginning of the television broadcast window. Only video of off-field activities (i.e. interviews, training sessions) may be recorded.

Non-Game Video: ny video posted online that is recorded as part of media access is limited to the use of eight (8) minutes per day/activity date. Online video may not incorporate integrated advertising and must be accompanied by links to ussoccer.com.

Professional Presentation: Online video is expected to be recorded, edited and presented in a professional manner. Video must be presented/hosted on an organization's website, and not solely on a site provided by a third-party (i.e. YouTube, Vimeo, Facebook, etc.).

Online Video Sites: Organizations who regularly post video to online video sites (i.e. YouTube, Vimeo, etc.) may not include advertising with video gathered as a result of media access. Allowing users to embed these videos is not permitted, and the description of any video must include a link to ussoccer.com.

APPENDIX III: NON-RIGHTS HOLDER AUDIO GUIDELINES

Radio Broadcasters

Play-by-Play Accounts: Play-by-play accounts are forbidden by non-rights holders at any time.

Non-Game Audio: Any online audio recorded as part of media access is limited to the use of eight (8) minutes per day/activity date. Audio posted on radio broadcaster websites must comply with Online Guidelines below.

Online

Non-Game Audio: Any audio recorded as part of media access is limited to the use of eight (8) minutes per day/activity date. Online audio may not incorporate integrated advertising and must be accompanied by links to ussoccer.com.

APPENDIX III: LIVE WRITTEN UPDATES

All Media

Online or text reports (i.e., live blogs, Twitter, etc.) concerning U.S. Soccer games while they are in progress ("Live Written Updates") are subject to the following:

- Live updates may not use any audio, video or graphic simulations of U.S. Soccer games.
- Live updates must provide television and radio broadcast information for that U.S. Soccer Game. For example: "Tonight's U.S. Soccer game is being broadcast live on (name of television/radio station)."
- All live updates must be free of charge to readers.

NOTE: This policy does not prohibit the posting of the facts of a game (i.e., goals scored, cards given, game score and time remaining).





USMNT

319

TYLER ADAMS' BIO CONTINUED FROM PAGE 14

in all five matches as the team drove to the tournament quarterfinal ... Played in four of six matches as part of the first U.S. squad to win a confederation title when it lifted the 2017 CONCACAF U-20 Championship ... **Under-17s:** Appeared in 23 matches during the 2015 U-17 World Cup cycle ... Played in all three games for the USA at the 2015 FIFA U-17 World Cup in Chile ... Appeared in all six matches at the 2015 CONCACAF U-17 Championship in Honduras ... Was one of the youngest members in the U-17 Residency Program in Bradenton during the 2015 World Cup Cycle ... **Under-14s and U-15s:** Adams represented both the U-14 and U-15 Boys' National Teams in 2013 ... **First Appearance:** Nov. 14, 2017 vs. Portugal ... **First Goal:** Sept. 11, 2018 vs. Mexico ... **First World Cup Appearance:** none ... **First World Cup Goal:** none ... **First WCQ Appearance:** none ... **First WCQ Goal:** none ... **First WCQ Assist:** none ... **Tournament Rosters:** FIFA U-20 World Cup (2017) ... FIFA U-17 World Cup (2015) ... Concacaf U-20 Championship (2017) ... Concacaf U-17 Championship (2015).

Professional – 2019-20: Injuries limited his playing time to only one match in the first half of the new campaign ... **2018-19:** Following the MLS season, secured a transfer to New York Red Bulls' sister club, German Bundesliga side RB Leipzig ... Before being slowed by injury, made 10 Bundesliga appearances, recording two assists over 723 minutes to help RB Leipzig finish third and qualify for the UEFA Champions League ... Made two appearances in the DFB Pokal, starting the 3-0 Cup Final loss to Bayern Munich on May 25 ... Made his club debut in a 4-0 win vs. Fortuna Düsseldorf (Jan. 27) ... Recorded assists in a 3-1 win vs. Stuttgart (Feb. 16) and 5-0 win vs. Hertha Berlin (March 30) ... **2018:** Playing his second full season with the New York Red Bulls, Adams Achieved a career-high 27 regular season appearances to go along with seven assist in helping the club win the MLS Supporters Shield with a league record 71 points ... Tallied two assists in a 2-2 draw at Vancouver Whitecaps FC on Aug. 18 ... **Playoffs:** Played every minute of New York's 4 MLS Cup Playoff matches, recording an assist in a 3-0 win against Columbus Crew SC in the second leg of the Eastern Conference Final on Nov. 11 ... **Champions League:** Played every minute of New York's six Concacaf Champions League matches as the Red Bulls fell one goal short of an appearance in the confederation final ... Recorded an assist in New York's 2-0 Round of 16 Second Leg win against Olimpia on March 1 ... Tallied his first Champions League goal in a 3-1 Quarterfinal first leg win vs. Club Tijuana on March 13 ... **Open Cup:** Made one appearance, going the full 90 minutes in New York's 2-1 loss to Philadelphia in the Round of 16 on June 16 ... **2017:** Made MLS season debut as a starter in the midfield against Real Salt Lake on March 25 ... tallied eight points on two goals and four assists ... appeared in 24 matches and started in 22 ... was called up to the U.S. U-20's for the World Cup on May 7 ... tallied his first career MLS assist and point against NYC on Aug. 6 ... recorded his first MLS goal and brace against D.C. on Sept. 27 ... tallied two assists versus Vancouver on Oct. 7 ... **Open Cup:** Appeared and started all five matches ... logged all 480 minutes of the competition ... played 90 minutes in his first career Open Cup match vs. NYCFC on June 14 ... recorded his first career Open Cup assist against FC Cincinnati on Aug. 15 ... **Playoffs:** Started all three matches ... recorded his first career MLS playoff assist against Chicago in the Knockout Round (10/25) ... **2016:** Made one MLS appearance in his rookie season, starting on April 13 in San Jose ... Named to MLS Chiptole Homegrown roster for game vs Mexico U-20s ... **Champions League:** Started three CCL games ... **2015:** Played 11 games, making nine starts, as a midfielder for New York Red Bulls II ... First signing in Red Bulls II history at age 16 ... Scored first professional goal in his First Team debut as a starter for New York Red Bulls in International Champions Cup against Chelsea FC on July 22 ... Started second First Team match in International Champions Cup against S.L. Benfica on July 26 ... Made professional debut with Red Bulls II as a substitute vs. Toronto FC II on April 4 ... Played 808 total minutes in 2015 USL season.

Youth: 2015: First player to graduate the Red Bulls Regional Development School (RDS) program and progress all the way through the academy system to a professional contract ... Introduced to the organization through the Red Bulls RDS program at the age of 10 ... Two years later, Adams joined the Red Bulls academy U-13 team ... Quickly progressed through the Red Bulls U-14 and U-16 sides ... The defender had a five-star rating from Top Drawer Soccer ... Was ranked third overall, and second by position, in the IMG Academy Top 150 for his age group.

Personal: From a young age, begged his mother Melissa to take him to New York Red Bulls' matches ... Looked up to former Red Bulls Homegrown and former USMNT player Juan Agudelo and counts former Red Bulls teammates Dax McCarty and Sacha Kljestan as mentors ... Stepbrother Dylan Sullivan also played for New York Red Bulls Academy and committed to playing collegiately at Clemson University beginning in the fall of 2019.

JOZY ALTIDORE'S BIO CONTINUED FROM PAGE 15

- Altidore is a two-time winner of U.S. Soccer's Male Player of the Year, taking the honor in 2013 and 2016.
- Set a U.S. MNT record by scoring in five straight games on his way to becoming joint top scorer for the U.S. in 2013 – tying Landon Donovan on eight goals.
- A critical force in the USA's march to the 2011 CONCACAF Gold Cup final, scoring game-winning goals against Canada and Guadeloupe and earning Man of the Match honors in both games.
- His assist on Michael Bradley's game-tying goal against Slovenia in the 2010 FIFA World Cup voted Best Assist for 2010 Best of U.S. Soccer Awards.
- Started all four 2010 World Cup matches, earning ussoccer.com Man of the Match honors in the USA's 1-0 victory against Algeria.

- Finished as the leading scorer for the U.S. in qualifying for the 2010 FIFA World Cup with six goals.
- Became the youngest player in U.S. Men's National Team history to score a hat trick, tallying all three goals in the 3-0 victory in qualifying against Trinidad & Tobago on April 1, 2009, in Nashville.
- Part of Peter Nowak's Under-23 side that qualified for the Olympics in Beijing and appeared in all three games at the Olympics, scoring during the 2-2 tie on Aug. 10 against the Netherlands.
- Became the first U.S. international to score in Spain's La Liga when he grabbed a goal on Nov. 1, 2008, against Athletic Bilbao.

U.S. National Team – 2019: After a year away from the team, returned to make five appearances (three starts), and registered a goal and assist ... Appeared in four matches (three starts) as the team ran to the 2019 Concacaf Gold Cup Final ... Scored the game-winning goal and earned Man of the Match honors in a 1-0 victory against Panama (June 26) ... Provided the assist on Weston McKennie's opening goal in the 3-1 Semifinal win vs. Jamaica (July 3) ... **2018:** Did not play ... **2017:** Started 10 of 11 matches, recording four goals and three assists ... Won his first CONCACAF Gold Cup ... Appeared in the three Knockout Round matches scoring the game-winner in the Semifinal vs. Costa Rica (July 22) and opening free kick in the 2-1 Final win vs. Jamaica (July 26) ... Named to the Gold Cup Best XI ... Tallied an assist on Christian Pulisic's 46th minute goal in a 6-0 World Cup Qualifying win vs. Honduras (March 24) ... Earned Man of the Match honors in a 4-0 World Cup Qualifying win vs. Panama (Oct. 6) when he assisted on Pulisic's opening goal before tallying two of his own ... The brace moved him into back into a tie with Clint Dempsey for first on the MNT's all-time World Cup Qualifying goals list with 18 ... Joined Dempsey and Landon Donovan as the third MNT player to break the 40-goal mark ... At 27 years, 84 days, became the second youngest MNT player to earn his 100th cap in a 0-0 draw with Serbia (Jan. 29) ... **2016:** Despite suffering a hamstring injury just weeks before the start of Copa America Centenario, appeared in 10 matches, starting eight while tallying six goals and two assists en route to his second U.S. Soccer Male Player of the Year award ... Finished as the team's leading scorer for the fourth time in his international career ... Four of his six goals came in World Cup Qualifying, moving his total to 16 and making him the MNT's all-time leading scorer in the competition ... Scored in both January Camp friendlies, a 3-2 victory against Iceland and 1-0 win vs. Canada ... Bagged the fourth goal in the MNT's 4-0 World Cup Qualifying win vs. Guatemala on March 29 ... Scored from the penalty spot in 6-0 win vs. St. Vincent and the Grenadines on Sept. 2 ... Brace vs. Trinidad & Tobago on Sept. 6 made him the MNT's all-time leader in World Cup Qualifying goals with 16 ... Enters 2017 third on the MNT's all-time scoring list with 37 goals **2015:** Appeared and started in 13 matches, tallying six goals and two assists. Finished 2015 as the team's second leading goal scorer ... Scored in in 3-2 losses to Chile and Switzerland ... Tallied braces in 2-1 win against Peru on Sept. 4 and 6-1 win against St. Vincent and the Grenadines on Nov. 13 ... Moved past Brian McBride for fourth all-time on the MNT's goal list with 31 and third all-time in World Cup qualifying goals, tying him with Eddie Johnson at 10 ... **2014:** A bad hamstring strain suffered in the 23rd minute of the opening match against Ghana ended Altidore's 2014 World Cup aspirations ... He'd been on fine form in the lead-up, scoring a pair against Nigeria on June 7 in Jacksonville, Fla., in the final match of the Send-Off Series ... Started and appeared in 10 matches ... Scored in back-to-back matches against Honduras and third-ranked Colombia in London ... **2013:** With nine appearances (eight starts) and four goals in the 2013 Hexagonal, he has now amassed 26 career caps in World Cup qualifying and notched 10 tallies, tying for fourth on the USA's all-time WCQ goals scored chart with Hall-of-Fame forward Brian McBride ... Set a U.S. MNT record when he scored seven goals in five consecutive appearances from June 2-Aug. 14 ... Handed the captain's armband by head coach Jurgen Klinsmann for the first time in the team's final 2013 FIFA World Cup Qualifier, a 3-2 win in Panama that handed the U.S. first place atop the Hex ... Notched his second career hat-trick in an epic 4-3 comeback win at Bosnia-Herzegovina on Aug. 14 ... **2012:** Appeared in seven matches, starting three ... Used his size and skill in the area to tee up Clint Dempsey for the game-winner in the historic 1-0 win against Italy on Feb. 29 in Genoa ... Finished the year with a strong effort in the 2-2 draw against Russia on Nov. 14 in Krasnodar ... **2011:** Made 13 appearances for the MNT, scoring three goals to raise his career tally to 13 ... Scored a penalty against Slovenia for the U.S.'s third goal in the 3-2 win on Nov. 15 ... Played in four games in the CONCACAF Gold Cup, including the opening win against Canada when he converted a pass from Donovan in the 15th minute, and against Guadeloupe when he scored the game-winner in the ninth minute ... Earned Man of the Match honors for both games ... A hamstring injury prevented him from playing in the final ... **2010:** Started all four matches at the 2010 FIFA World Cup ... Registered an assist on Michael Bradley's game-tying goal in the 2-2 draw on June 18 against Slovenia, knocking down a header to put the ball in the path of Bradley for the goal that kept the U.S. alive in the tournament ... Earned ussoccer.com Man of the Match honors for his efforts in that game ... Pushed his career goal tally to double digits, scoring on May 29 against Turkey in the Send-Off Series, tapping home a feed from Landon Donovan and in the 2-2 draw on Oct. 9 against Poland when he took down a great through ball from Jermaine Jones ... **2009:** Finished with a career-high 17 appearances and six goals ... Earned back-to-back ussoccer.com Man of the Match honors by scoring in the 2-2 comeback draw on March 28 in El Salvador before potting a hat trick three days later at home against T&T in Nashville ... Scored the game-winning goal against No. 1-ranked Spain on June 24 in the Confederations Cup semifinal, turning on Villarreal teammate Joan Capdevila before firing past goalkeeper Iker Casillas ... Recorded his second game-winning goal in World Cup qualifying when he headed home a Donovan cross in first half stoppage time of the 2-1 win against El Salvador on Sept. 5 in Sandy, Utah ... **2008:** Earned his first start and scored his first MNT goal against Mexico during a 2-2 draw on Feb. 6, 2008, in Houston ... Set a record at the time for the youngest player to score for the U.S. during the modern era ... Made his first World Cup qualifying appearance as a substitute against Cuba in October, scoring the fifth goal of a 6-1 rout at RFK Stadium ... **2007:** Earned first cap with the MNT on Nov.

17, coming on as a sub in the 65th minute of the USA's 1-0 victory against South Africa in the Nelson Mandela Challenge Cup ... **Under-23s:** A member of the Olympic team that competed in Beijing in August 2008, he appeared in all three games during the tournament ... Came on as a sub against the Netherlands and promptly scored when he tapped in a cross from Michael Orozco-Fiscal to give the U.S. a 2-1 lead ... Started three of the four games he appeared in during Olympic qualifying, twice drawing fouls that set up U.S. goals on free kicks ... **Under-20s:** Earned 17 caps for the Under-20s, scoring six goals ... Started all five games at the 2007 FIFA Under-20 World Cup, scoring four goals ... Tallied both goals in the USA's 2-1 win against Brazil ... Also scored against Poland and in the quarterfinal match against Austria ... Made his first U-20 appearance against reigning World Champion Argentina ... Part of the CONCACAF qualifying team that finished at the top of the group ... Played in two games during qualifying ... **Under-17s:** Joined U.S. Soccer's Residency Program in August 2004 ... Youngest player on the roster when he joined Residency ... Was a prolific scorer in 2005 with the '89s, scoring 19 goals in 26 games and adding four assists ... Appeared in the 2005 Under-17 World Cup against Italy and the Netherlands ... Was one of only three players born in 1989 to make roster ... Tallied first international goal with the Under-17 team against Australia at the 2004 Nike Friendlies ... Scored two of the team's four goals to help the U.S. win the Toyota Football Championship in Japan in 2004 ... **First Appearance:** Nov. 17, 2007, vs. South Africa ... **First Goal:** Feb. 6, 2008, vs. Mexico ... **First World Cup Appearance:** June 12, 2010 vs. England ... **First World Cup Goal:** none ... **First WCQ Appearance:** Oct. 11, 2008 vs. Cuba ... **First WCQ Goal:** Oct. 11, 2008 vs. Cuba ... **First WCQ Assist:** Oct. 15, 2008 at Trinidad & Tobago ... **Tournament Rosters:** FIFA World Cup (2010, 2014) ... FIFA Confederations Cup (2009) ... Concacaf Gold Cup (2011, 2015, 2017, 2019) ... FIFA U-20 World Cup (2007) ... FIFA U-17 World Cup (2005) ... Concacaf U-20 Championship (2007) ... Summer Olympics (2008).

Professional – 2019: Made 22 regular season appearances (18 starts), while registering 11 goals and seven assists to help Toronto FC qualify for the MLS Cup Playoffs ... Registered double-digit goals for the fourth time in five seasons ... Returned from injury and came off the bench in the 2019 MLS Cup Final, scoring a late consolation goal in the 3-1 defeat to Seattle Sounders FC (Nov. 10) ... Made two appearances in the Canadian Cup, where Toronto FC finishes runners up after falling to Montreal Impact on penalty kicks ... **2018:** Despite various injuries throughout the season, Altidore still managed to appear in 24 matches across all competitions, providing 13 goals and two assists along the way ... Managed seven goals and an assist in 13 regular season appearances ... Recorded a brace twice, on March 30 against Real Salt Lake and Sept. 1 vs. LAFC ... **Champions League:** Was massive in TFC's run to the Concacaf Champions League Final, appearing in all eight matches while recording three goals and an assist ... Scored in the second leg of Final before having to leave the match due to injury ... **Canadian Cup:** Appeared in three of four TFC's Canadian Cup matches, recording a hat trick in the second leg of the Final, a 5-2 victory against Vancouver (Aug. 15) ... **2017:** Achieved MLS career highs in appearances (27), goals (15) and assists (6) in helping Toronto FC win an unprecedented treble by winning the 2017 MLS Cup, Supporters Shield and Canadian Cup ... Record two goals in four MLS Cup Playoff appearances ... Won Man of the Match after scored the game-winning goal in Toronto FC's 2-0 victory against Seattle Sounders FC in the MLS Cup Final (Dec. 9) ... Scored the series clinching goal to give TFC a 1-0 win vs. Columbus Crew SC in the second leg of the Eastern Conference Final (Nov. 29) ... Recorded a goal or assist in 17 regular season matches in helping TFC earn the highest point total in league history (69) ... Tallied a goal and assist in a 2-0 win at Vancouver Whitecaps FC (March 18) ... Bagged two goals in a 2-0 win vs. Houston Dynamo (April 28) ... Collected a goal and assist in a 3-1 win vs. Orlando City SC (July 5) ... Bagged a brace in Toronto's 4-0 win vs. San Jose Earthquakes (Sept. 9) ... Won his second-straight Canadian Cup ... Appeared in both legs of the Canadian Cup Final, scoring in a 1-1 draw at Montreal Impact in the first leg (June 21) ... **2016:** Recorded 10 goals and five assists in 23 MLS Regular Season matches ... Slowed by a hamstring injury suffered in May, Altidore made an impressive return at the end of July, tallying 10 goals and three assists in 14 matches down the stretch as Toronto FC qualified for the postseason for the second straight year ... Once there, Altidore went on an unprecedented run of scoring form in the MLS Cup Playoffs, racking up five goals and four assists in TFC's six matches, while leading the club to its first MLS Cup Final ... **2015:** In his first season with Toronto FC, appeared in 25 matches and tallied 13 goals to finish second on the team in scoring ... Scored braces on March 7 at Vancouver Whitecaps, April 26 at Orlando City and Aug. 22 vs. Orlando City ... Helped TFC qualify for the MLS Cup Playoffs for the first time in club history ... **2014:** Struggled to find consistent form at Sunderland, experiencing a managerial change in the first part of his tenure ... Finished his time in England with 42 appearances ... **2013:** Secured a transfer to English Premier League club Sunderland from Dutch side AZ Alkmaar after scoring 31 goals across all competitions, a record for American players in Europe ... His 13th-minute goal in the KNVB Cup Final proved the game-winner and gave AZ its first Cup title since 1982 ... **2012:** Capped off an impressive first season with AZ by scoring 20 goals in all competitions, including 15 in league play that contributed to a fourth-place finish in the Eredivisie table ... Finished seventh on the league goal scoring chart ... Recorded four multiple-goal games, including a pair in a Europa League qualifier on Aug. 25 against Aalesund ... Scored in his club debut, a 3-1 win against PSV on Aug. 7 ... **2011:** Transferred to AZ Alkmaar on a four-year contract on July 14, 2011, whose sporting director is former U.S. international and 2011 Hall of Fame Inductee Earnie Stewart ... Scored five goals in his 16 Eredivisie games in the first half of the season, including a brace in the 4-0 victory against NEC Nijmegen ... Scored a goal in his first game with AZ, a 3-1 win against PSV Eindhoven ... Made seven appearances in the Europa League, scoring four goals ... **2010-11:** Loaned to defending Turkish League champion Bursaspor to close out the 2010-11 campaign ... Finished the loan spell with 12 appearances and one goal ... Scored his first goal for the Turkish side on April 8 ... During the first half of the season, appeared in nine matches in all competitions for Villarreal, including four starts in the Europa League ... Scored in both legs of the Copa del

Rey fourth-round series against Polideportivo Ejido, helping Villarreal to a 3-1 aggregate goals victory ... Made one league appearance, entering as a sub on Oct. 31 against Sporting Gijón ... **2009-10:** Moved to Hull City on loan for the 2009-10 campaign ... Started his tenure in fine fashion, coming on the 60th minute and quickly setting up the game-winner in the 1-0 win on Aug. 22 against Bolton ... Followed with the lone goal in the 1-0 victory in the Carling Cup against Southend United three days later ... Appearances reached into double digits before the new year ... Finished the loan spell at Hull City with 26 league appearances and one goal ... **2008-09:** Transferred to Villarreal of Spain's La Liga in June of 2008 for an MLS record fee thought to be around the \$10 million mark ... Debuted for Villarreal as a second half substitute against Deportivo La Coruña on Sept. 14 ... Scored his first goal for the club on Nov. 1 when he netted in the 90th minute against Athletic Bilbao ... Loaned to second division leaders Xerez in January, but the team's form and minor toe surgery prevented Altidore from cracking the lineup ... **2007:** Had a breakout season with the Red Bulls in 2007, scoring nine goals and adding four assists in 15 games in his second season ... **2006:** Scored the game-winning goal in a 1-0 win against Columbus on Sept. 30, 2006, in just his second professional game ... Played every minute (180) of the playoff series against D.C. in 2006, scoring the team's lone goal of the series on a header in the second match ... Finished rookie season with nine appearances and four goals ... Drafted in the second round (17th overall) by the MetroStars (now the N.Y. Red Bulls) of Major League Soccer.

Personal: A native of Livingston, N.J., he moved to Florida as a child ... Born to Haitian parents Joseph and Gisele, whom he lists as personal heroes ... Has become very active in helping raise money for relief efforts in Haiti ... A member of the FIFA Task Force Against Racism and Discrimination ... One of three U.S. players featured on the cover of *ESPN the Magazine's* 2010 World Cup Guide ... Has one older brother, Janak, and two sisters, Sadia and Lindsay ... Sadia played soccer at East Carolina University ... Close friends with 2017 U.S. Open champion Sloane Stephens.

PAUL ARRIOLA'S BIO CONTINUED FROM PAGE 16

vs. Puerto Rico ... Followed up with another goal off the bench in the MNT's 4-0 World Cup Qualifying win vs. Trinidad & Tobago on Sept. 6 ... U-23s – Appeared in the second leg of the USA's Intercontinental Olympic Qualifying playoff vs. Colombia on March 29 ... **Under-20s - 2015:** Made 12 appearances, starting eight games ... Recorded two goals and an assist ... Appeared in four of five matches, helping the U.S. to a Quarterfinal finish at the 2015 FIFA U-20 World Cup ... Scored in a 4-0 rout of hosts New Zealand on June 2 ... Appeared in all six matches of the 2015 CONCACAF U-20 Championship ... Scored the second goal in a 2-0 win vs. El Salvador in the tournament playoff which clinched the USA's spot at the 2015 FIFA U-20 World Cup on Jan. 24 ... Assisted on Bradford Jamieson's lone goal in a 1-0 victory vs. Trinidad & Tobago in the group finale on Jan. 21 ... **2014:** Appeared in five matches, starting four and recording one assist ... **Under-18s – 2012:** Made five appearances, scoring one goal ... **Under-17s – 2011:** Made five appearances starting four matches ... Appeared in three of four U.S. matches at the 2011 FIFA U-17 World Cup in Mexico ... Was part of the U.S. roster at the CONCACAF qualifying tournament but didn't appear due to injury ... 2010: Joined U-17 Residency Program in the fall ... Made one substitute appearance for the U.S. ... **First Appearance:** May 22, 2016 at Puerto Rico ... **First Goal:** May 22, 2016 at Puerto Rico ... **First Assist:** May 22, 2016 at Puerto Rico ... **First World Cup Appearance:** none ... **First World Cup Goal:** none ... **First WCQ Appearance:** Sept. 6, 2016 vs. Trinidad & Tobago ... **First WCQ Goal:** Sept. 6, 2016 vs. Trinidad & Tobago ... **First WCQ Assist:** Oct. 6, 2017 vs. Panama ... **Tournament Rosters:** Concacaf Gold Cup (2017, 2019) ... FIFA U-20 World Cup (2015) ... FIFA U-17 World Cup (2011) ... Concacaf U-20 Championship (2015) ... Concacaf U-17 Championship (2011).

Professional – 2019: Registered six goals and two assists in 29 matches (28 starts) for D.C. United ... Appeared in the D.C. United's 5-1 MLS Cup Playoff defeat to Toronto FC (Oct. 19) ... **2018:** Started 25 of 28 league appearances, racking up seven goals and eight assists in his first full season with D.C. United ... Helped D.C. United qualify for the MLS Cup playoffs ... Recorded his first brace for the club in a 3-1 win vs. Vancouver (July 14) ... Made one additional appearance in the U.S. Open Cup ... **2017:** Appeared in 11 matches for D.C. United, tallying a goal and two assists ... Made his club debut three days after transferring from Tijuana in a 1-0 defeat vs. Real Salt Lake on Aug. 12 ... Recorded two assists in a 4-0 win vs. San Jose on Sept. 23 ... Recorded his first goal for the club in a 2-1 loss vs. New York Red Bulls on Oct. 22 ... Played one match for Tijuana during the Apertura 2017 tournament before transferring to D.C. United on Aug. 9 ... Appeared in 16 of 17 Liga MX matches, providing two goals and three assists as Tijuana won the Clausura 2017 regular season title ... Appeared in three of four playoff matches as Xolos advanced to the semifinals before falling to eventual champions Tigres 4-0 on aggregate ... Appeared in four more Copa MX matches, tallying the game-winner in a 1-0 victory vs. Club América on March 8 ... **2016:** Began conversion to a right wing back and made 13 substitute league appearances to help Tijuana win the Apertura 2016 regular season title ... Started all four appearances in Copa MX, finding the back of the net in a 3-0 win vs. Toluca on July 19 ... **2015-16:** Appeared in 27 league matches starting eight, tallying a goal in a 3-1 loss at Cruz Azul on Aug. 16 ... Appeared in 11 Copa MX matches, starting eight and scoring two goals in Tijuana's run to the Quarterfinals of both the Apertura 2015 and Clausura 2016 tournaments ... Scored in a 2-1 win vs. Zacatepec Siglo XXI on July 29 ... Tallied in a 4-0 victory vs. Club Atlas on Feb. 25 ... **2014-15:** Away with a number of U.S. U-20 commitments, Arriola made five substitute appearances ... Appeared in eight matches, starting four in Tijuana's run to the Clausura 2015 Quarterfinals ... **2013-14:** Following the 2011 FIFA U-17 World Cup, had trials with Club América and Morelia and turned down a Homegrown contract from the LA Galaxy to sign with Club Tijuana in

May 2013 ... Made 17 appearances, starting four matches and scoring one league goal in the combined season ... Scored in his club debut, a 5-2 friendly victory vs. Club América at nearby Petco Park in San Diego on July 6... Recorded an assist in his league debut, dishing to Darío Benedetto in a 3-3 draw with Club Atlas on July 19 ... Scored his first league goal in a 2-1 loss at Monterrey on Aug. 17 ... Made five CONCACAF Champions League appearances, scoring twice ... Recorded the first goal in a 3-2 victory at C.D. Victoria on Sept. 20 and found the back of the net against the same team in a 6-0 win on Sept. 26 ... Made three loan appearances with Dorados Sinaloa in Copa MX play, scoring twice ... Scored the third goal in a 3-1 win vs. Estudiantes Tecos on Jan. 14 and tallied the decisive goal in a 3-1 win in the return leg on Jan. 21 ... **Youth Club** – Grew up playing for Chula Vista Rangers and credits coach Eddie Fondon for his development ... A product of two U.S. Soccer Development Academy clubs, playing for Arsenal FC, before joining the LA Galaxy Academy in 2012 ... Originally committed to UCLA before signing a professional contract with Club Tijuana in May 2013.

Personal – Born in Chula Vista, Calif. ... Also has a younger brother named Arturo ... Holds a Mexican passport, obtained through his great grandparents who were born in Mexico ... Fluently speaks English and Spanish which he taught himself since joining Club Tijuana ... One of his part-time coaches at Chula Vista Rangers was former MNT forward Herculez Gomez who later was his teammate at Club Tijuana ... Does a routine walk onto the field where he holds out his hands and looks up in prayer.

MICHAEL BRADLEY'S BIO CONTINUED FROM PAGE 18

- With six, led the U.S. MNT to assists for the second straight year in 2015 and third time in his career.
- One of two U.S. players to play every minute of the last two FIFA World Cups.
- Started every game in the 2011 CONCACAF Gold Cup and added a goal and two assists.
- Game-tying goal against Slovenia in the 2010 World Cup kept the USA's chances of advancing alive, helping him earn both ussoccer.com Man of the Match honors and a nomination for Best Goal of 2010.
- A finalist for the 2010 U.S. Soccer Male Athlete of the Year, he is the fourth youngest U.S. player in history to reach 50 caps.
- Featured as a starter in the first two group games of the 2008 Olympics, going 90 minutes against Japan and the Netherlands.
- Named U.S. Soccer's 2007 Young Male Athlete of the Year for his efforts for both club and country, including a part in the USA's Gold Cup winning run as well as a run through the FIFA U-20 World Cup.
- His final year at Heerenveen was a career year by any count as he scored 21 goals in all competitions.

U.S. National Team – 2019: Appeared in nine matches (eight starts), recording one assist ... Played five of six matches in the Concacaf Gold Cup, helping the USA to a runner-up finish and earning Best XI honors ... With his assist on Tyler Boyd's opening goal in the 4-0 win vs. Guyana, moved into second all-time on the USMNT's assist list with 23 ... **2018:** Returned to the MNT during the October window, appearing in both matches ... Started in the 4-2 loss to Colombia on Oct. 11 in Tampa, Fla.. Came off the bench in the 1-1 draw vs. Peru on Oct. 16 in East Hartford, Conn. ... **2017:** Finished second on the team in appearances, starting 13 of his 14 caps while tallying two goals and an assist ... Appeared in the final three matches of the 2017 CONCACAF Gold Cup, leading the U.S. to its sixth confederation championship while winning the Golden Ball as the tournament's best player ... Finished 2017 fourth on the MNT's all-time caps list, one appearance behind Clint Dempsey (140) ... Tied Cobi Jones for second on the MNT's all-time assist list when he set up Omar Gonzalez for the opening goal in the 2-0 Gold Cup Quarterfinal win vs. El Salvador (July 19) ... Recorded the second goal in the MNT's 6-0 World Cup Qualifying rout of Honduras (March 24) ... Scored an unforgettable 40-yard chip to open the scoring in the MNT's 1-1 World Cup Qualifying draw against Mexico at Estadio Azteca (June 11) ... The goal tied him with Landon Donovan for most by a MNT player against El Trío with five ... **2016:** Appeared in 17 of the MNT's 19 matches, starting all of them and contributing three assists. Provided helpers to Jozy Altidor and Steve Birnbaum in a 3-2 win vs. Iceland on Jan. 31 ... Recorded the free kick that saw Geoff Cameron score the second goal in the MNT's 4-0 World Cup Qualifying win vs. Guatemala on March 29 ... Started all six matches in the MNT's run to fourth place at Copa America Centenario ... Started five of six World Cup Qualifiers, only missing the MNT's visit to St. Vincent and the Grenadines on Sept. 2, 2016 due to suspension ... **2015:** Started and played 18 of the team's 20 matches, leading the team with six assists and 1668 minutes en route to winning his first U.S. Soccer Male Athlete of the Year award...Scored directly off a corner kick in the 27th minute of the USA's 2-0 win vs. Panama on Feb. 8 in Carson, Calif. ... Assisted on Mix Diskerud's 41st minute equalizer in 2-1 win vs. World Cup champions Germany on June 10 in Cologne ... Named U.S. Captain ahead of the CONCACAF Gold Cup ... One of only two players to play all 570 minutes of the 2015 CONCACAF Gold Cup ... Earned his 100th international cap and assisted on Clint Dempsey's 64th minute goal in 2-1 Gold Cup win against Honduras on July 7 ... Scored 55th minute equalizer in 1-1 draw with Panama on July 13 ... Tallied two assists in 6-0 Gold Cup quarterfinal win against Cuba on July 18 ... Scored a 48th minute goal in 2-1 defeat to Jamaica in the Gold Cup semifinals July 22 ... Assisted on Geoff Cameron's 15th minute header in CONCACAF Cup defeat to Mexico on Oct. 10 ... **2014:** Played all 390 minutes in the 2014 FIFA World Cup, including the extra time against Belgium in the Round of 16 ... His deft chip into the path of Julian Green set up the USA's goal in that match ... Finished the year with one goal and five assists ... Scored in the 2-2 draw against Mexico on April 2 in a performance regarded as one of the finest in his National Team career ... **2013:** Started all 10 matches in which he played for the USA, including six FIFA World Cup Qualifiers ... Claimed sole possession of 15th-place on the U.S. MNT's all-time World Cup Qualifiers

appearance list with 24 ... Helped the U.S. to a dramatic 4-3 win over Germany, then ranked No. 2 in the world by FIFA, only the third time the MNT has beat a team ranked first or second in FIFA's world rankings ... **2012:** His 30-yard rocket against Scotland on May 26 earned him a nomination for 2012 Best Goal of the Year ... Hit a cracker against Russia on Nov. 14 in Krasnodar that leveled the game at 1-1 ... Collected Budweiser Man of the Match honors that day ... Started in four of six Semifinal Round qualifiers, missing two through injury ... Finished with 810 minutes played, third most amongst field players ... **2011:** Helped the U.S. to its 3-2 win against Slovenia, tallying an assist on Clint Dempsey's strike ... Started every game for the U.S. in the CONCACAF Gold Cup, adding a goal and two assists ... Set up Clarence Goodson's goal in the 2-1 defeat against Panama and registered an assist on Jozy Altidore's strike from distance that won the U.S. its game against Guadeloupe ... Scored the opening goal in the 4-2 loss against Mexico in the final with a perfect header from a Freddy Adu corner ... **2010:** Led the team in 2010 in both games played (10) and minutes played (930) ... Scored the game-tying goal in the 82nd minute of the 2-2 draw with Slovenia on June 18 in Johannesburg, earning ussoccer.com Man of the Match honors ... Covered more than 22 miles during group play per FIFA's player tracking, the third most of any player in the tournament ... Played every minute of every game in the 2010 FIFA World Cup ... Named ussoccer.com Man of the Match in the 2-1 loss to eventual World Cup runners up the Netherlands on March 3 in Amsterdam ... Reached the 50 cap plateau when he started in the 0-0 draw on Oct. 12 against Colombia ... **2009:** Tied for the team lead in starts (15) with Landon Donovan, finishing second in minutes played (1,315) ... Started nine of 10 final round qualifiers, missing the June 6 match against Honduras for yellow card accumulation ... Netted both goals in the USA's 2-0 victory against Mexico on Feb. 11 in Columbus to kick off the final round of World Cup qualifying ... Started four of five matches in the FIFA Confederations Cup, scoring the second goal in the 3-0 win against Egypt on June 21 that lifted the U.S. into the semifinals against Spain ... Awareness and positioning led to his goal on Oct. 14 against Costa Rica, as he knocked home a rebound that cut the Costa Rica lead in half ... Earned ussoccer.com Man of the Match honors in that game, as well as in the 1-0 victory against Trinidad & Tobago on Sept. 10 in Port of Spain ... **2008:** Tied for the team lead with 11 starts in 2008 and finished second on the team in minutes played (893) ... His performance earned him a nomination for U.S. Soccer's Male Athlete of the Year ... Scored his first World Cup qualifying goal against Barbados at The Home Depot Center in June ... Tallied the game-winner with a deft outside of the foot flick against Trinidad & Tobago on Sept. 10 in Washington, D.C. ... Earned Man of the Match honors for that performance and received a nomination for U.S. Soccer's Best Goal of 2008 ... **2007:** Scored his first goal for the U.S. in the final moments of a 1-0 U.S. win against Switzerland on Oct. 17 in Basel ... Appeared as a halftime sub in a 3-1 victory against Ecuador in March before getting his first start for the senior team against Guatemala three days later ... Was a member of the 2007 Gold Cup squad and featured as center midfielder in five games leading up to the semifinals ... Was red carded against Canada in the semifinals of the Gold Cup and suspended for the final against Mexico ... **2006:** Earned his first two caps in the buildup to the 2006 FIFA World Cup, where he was a member of the pre-tournament training camp and friendlies ... Made his debut as a sub in the 89th minute against Venezuela on May 26, 2006 ... **Under-23s:** Featured in two games during the Olympics in Beijing ... Started against Japan and the Netherlands but earned two yellow cards and was suspended for the final group game against Nigeria ... **Under-20s:** A member of the 2007 U-20 World Cup team which advanced to the quarterfinals in Canada ... Added experience and professionalism to the promising U-20 side that was eliminated in the end by Austria ... Appeared in all five matches in Canada, scoring the game-winning goal in overtime against Uruguay in the second round ... **Under-17s:** Part of the Residency Program from the fall of 2002 to the spring of 2004 ... **First Appearance:** May 26, 2006, vs. Venezuela ... **First Goal:** Oct. 17, 2007, vs. Switzerland ... **First World Cup Appearance:** June 12, 2010, vs. England ... **First World Cup Goal:** June 18, 2010 vs. Slovenia ... **First World Cup Assist:** July 1, 2014 vs. Belgium ... **First WCQ Appearance:** June 15, 2008 vs. Barbados ... **First WCQ Goal:** June 15, 2008 vs. Barbados ... **First WCQ Assist:** Oct. 16, 2012 vs. Guatemala ... **Tournament Rosters:** FIFA World Cup (2010, 2014) ... FIFA Confederations Cup (2009) ... Concacaf Gold Cup (2007, 2011, 2015, 2017, 2019) ... Copa America (2016) ... FIFA U-20 World Cup (2007) ... Summer Olympics (2008).

Professional – 2019: Played in 27 regular season matches (26 starts), recording three goals and three assists ... Recorded a brace in the season opener, a 3-1 victory vs. Philadelphia Union (March 2) ... Appeared in all four of Toronto FC's MLS Cup Playoff matches, assisting in the 5-1 win vs. D.C. United on Oct. 19 ... **2018:** Appeared in 42 of Toronto FC's 46 competitive matches during the year, recording five assists ... Started each of his 32 regular season appearances ... **Champions League:** Played every minute of all eight Concacaf Champions League matches as Toronto FC ran to the final where they fell on penalty kicks to Chivas de Guadalajara on April 25 ... **Canadian Cup:** Appeared in both legs of the Canadian Cup Final, contributing an assist in Toronto FC's 5-2 second leg victory as the club secured the tournament title for the third-straight season ... **2017:** Appeared in 37 games across all competitions, tallying three assists ... Captained Toronto FC to an unprecedented "treble", winning MLS Cup, the Supporters Shield and the Canadian Cup ... Appeared in 30 league matches and all five MLS Cup games ... Appeared in both legs of the Canadian Cup Final vs. Montreal Impact, tallying an assist on Sebastian Giovinco's second goal in leg two ... **2016:** Went the full 90 minutes in all 24 regular season matches, tallying one goal and five assists for Toronto FC ... Also went the distance in all six of Toronto FC's postseason matches and scored a goal in the first leg of the Eastern Conference Final at Montreal on Nov. 22 ... Led Toronto FC to its first MLS Cup Final appearance and second MLS Cup Playoff appearance ... **2015:** Started and played in 25 games for Toronto FC, scoring five goals and adding six assists ... Helped TFC to its first-ever MLS Cup Playoff appearance ... Voted to MLS All-Star Fan XI ... **2014:** Started and played in 25 games for Toronto FC, scoring two goals and contributing four assists ... **2013:** Transferred to Toronto FC after making 35 starts for AS Roma in all competitions after one and a half

seasons with the Serie A club ... Scored his second goal for the Giallorossi on Oct. 27 to help the club claim its ninth win out of nine matches and maintain its remarkable season-opening run ... **2012:** Moved to Italian giants AS Roma ... Made his debut in the opening match of the season, a 2-2 draw on Aug. 26 against Catania ... After recovering from a muscle injury, he started in 11 of the next 12 matches ... Opened his scoring account with the insurance goal in the 2-0 win against Atalanta on Oct. 7 ... **2011-12:** After appearing in his first match as a reserve, he snatched a starting role that led to 34 league appearances and several Man of the Match honors ... Anchored the Chievo midfield to a solid 10th place finish in Serie A ... Scored his lone goal of the season in the 3-2 win against Catania on April 7 ... Joined Chievo Verona on a two year contract on Aug. 30, 2011 ... Made his debut as a substitute in the 2-1 loss against Parma in the Serie A ... Provided an assist in the 2-1 win against Genoa on Sept. 25 when his corner kick led to the equalizer ... **2010-11:** Moved to Aston Villa of the English Premier League on loan for the second half of the 2010-11 season ... Made three appearances for Aston Villa in the regular season and played one game in the FA Cup ... Finished the first half of the Bundesliga campaign with three goals in 19 appearances ... **2009-10:** After an uneven early start, Bradley earned his place in the starting XI and didn't let go, starting the final 10 matches of the first half of the campaign ... Had two goals in 13 matches, including a laser in the 5-3 win on Dec. 12 against Hannover ... Finished with five goals in 28 appearances in his first season at 'Gladbach, the club narrowly avoiding relegation with a hearty effort to close out the campaign that included a draw against Dortmund on the final matchday ... **2008-09:** Signed a four-year deal with Borussia Mönchengladbach at the end of the transfer window in August ... Debuted for the club on Sept. 20 against Hertha Berlin in a Bundesliga match ... Scored his first goal for 'Gladbach when he grabbed a late equalizer for his club in a 2-2 draw with Bayern Munich on Nov. 15 ... **2007-08:** Finished the season with 21 goals in all competitions ... Ended his Heerenveen career with more than 50 league appearances for the Dutch club ... Helped Heereveen to a fifth place finish in the Eredivisie and qualification for the UEFA Cup ... Tallied a hat trick in the 4-2 win against FC Groningen on Dec. 9 in Heerenveen ... Scored his first goal for Heerenveen in a 5-2 rout of Excelsior on September 15, 2007 ... Spent the month of September in sparkling form for Heerenveen, scoring four goals in all competitions for his club, including two against Helsingborg in the UEFA Cup ... **2006-07:** In his first full season at Heerenveen, he established himself as an important part of the first team, making 21 Eredivisie appearances for the club as they finished fifth ... Also featured in the UEFA Cup for Heerenveen, making three appearances for the side in the first round and group stage ... Ended the season with 25 appearances in all competitions ... Helped Heerenveen clinch a UEFA Cup berth for the 2006-07 campaign by starting all four playoff games ... **2005-06:** Moved to Heerenveen in January 2006 and became the youngest player in league history to be sold by MLS ... Made his first appearance for his new club, and only appearance of the season, in April 2006 ... **2005:** Flourished in his second year in MLS, making 30 starts for the MetroStars ... Played under his father, Bob Bradley, who was at the time the head coach of the MetroStars ... Scored his first professional goal with the MetroStars in a playoff-clinching win against Chivas USA in 2005, finishing with one goal and four assists ... **2004:** Drafted 36th overall by the MetroStars ... Made no appearances in his first year with the team, his season severely limited by a foot injury.

Personal – Born in Princeton, N.J. ... Lists Ireland's Roy Keane as the player he most admires ... Grew up training with the teams his dad coached, namely participating with Chicago Fire before heading to IMG Academy in Bradenton ... Amanda Barletta in the summer of 2011 ... They have a son, Luca and daughter, Quinn Elle... Played for U.S. Soccer Development Academy club Chicago Sockers in his teenage years.

JOHN BROOKS' BIO CONTINUED FROM PAGE 19

8) ... **2016:** Earned a career-high 11 appearances for the USA, tallying one goal along the way ... Scored his third international goal in a 4-0 victory against Bolivia (May 28) ... Started five of six matches at Copa America Centenario and memorably put in a monster defensive effort in the USA's 1-0 win against Paraguay (June 11) ... **2015:** Achieved a career-high 10 starts and appearances for the MNT in 2015, tallying one goal ... Started and played in four of six CONCACAF Gold Cup matches ... Scored a 70th minute strike in the USA's 4-3 comeback win at the Netherlands on June 5 ... **2014:** Earned four starts and six appearances in his first full year with the Senior Team ... Played 45 minutes in the World Cup, scoring the game-winner against Ghana ... Started three of the five matches for the United States following the tournament ... **2013:** Began his U.S. MNT career with a 90-minute outing in the USA's 4-3 win at Bosnia-Herzegovina ... Included in the game-day 18 for the team's World Cup qualifier against Costa Rica on Sept. 6 ... Went the full 90 in the USA's final match of the year against Austria in Vienna ... **First Appearance:** Aug. 14, 2013 vs. Bosnia-Herzegovina ... **First Goal:** June 16, 2014 vs. Ghana ... **First Assist:** none ... **First World Cup Appearance:** June 16, 2014 vs. Ghana ... **First World Cup Goal:** June 16, 2014 vs. Ghana ... **First WCQ Appearance:** Nov. 11, 2016 vs. Mexico ... **First WCQ Goal:** none ... **Tournament Rosters:** FIFA World Cup (2014) ... Concacaf Gold Cup (2015) ... Copa America (2016).

Professional – **2019-20:** Started each of his 11 Bundesliga appearances before the winter break ... Made one appearance each in the DFB Pokal and UEFA Europa League ... **2018-19:** Returned to full health ahead of the new campaign, starting each of his 29 Bundesliga appearances while recording three goals and two assists to help Wolfsburg to a sixth-place finish and qualification for the Europa League ... Scored his first goal for the club in the 2-1 season-opening victory against Schalke (Aug. 25) ... Recorded an assist in a 2-2 draw vs. Hertha Berlin (Sept. 15) ... Assisted in a 2-0 win at Augsburg (Dec. 23) ... Scored in 1-1 draws with Werder Bremen (March 19) and Eintracht Frankfurt (April 22) ... Played in three DFB Pokal matches ... **2017-18:** Secured

a then record transfer fee for a U.S. international of \$20.4 million when he moved to Wolfsburg during the summer, though injuries limited him to just 12 appearances during his first season with the club ... Injured in his club debut during a DFB-Pokal match at Eintracht Norderstedt (Aug. 13) which limited him to just seven appearances during the first half of the Bundesliga season ... Injured right before the Bundesliga's winter break, Brooks returned in a 3-0 loss at Mönchengladbach (April 21) and played the team's final three matches, including both legs of the Bundesliga relegation playoff against Holstein Kiel as Wolfsburg came away with a 4-1 aggregate advantage to stay in the top-flight ... **2016-17:** Started all 24 league appearances, scoring two goals in helping Hertha Berlin finish sixth and earn a spot in UEFA Europa League Qualifying ... Appeared in three DFB-Pokal matches and two UEFA Europa League Qualifying contests ... Scored in a 4-2 loss at Köln (March 3) and a 2-0 win vs. Augsburg (April 9) ... **2015-16:** Started 20 of 23 appearances, scoring one goal to help Hertha Berlin finish seventh in the Bundesliga ... Made four appearances in leading Hertha Berlin to the Semifinals of the DFB Pokal (German Cup) ... Tallied in the 65th minute of Hertha Berlin's 2-0 DFB Pokal win at Nurnburg on Dec. 16 ... Scored game-winning goal in Hertha Berlin's 2-1 win against Bayer Leverkusen on Dec. 5 ... **2014-15:** Completed the 2014-15 season with 27 appearances and one goal for Hertha Berlin ... After dealing with injury to start the 2015-16 season, Brooks came on strong, making 10 appearances and scoring two goals before the end of 2015 ... **2013-14:** Completed the 2013-14 campaign with 16 appearances overall ... Scored in the 2-0 win against Eintracht Braunschweig on April 26, earning Bundesliga Team of the Week honors ... After falling behind after the World Cup, he resumed a regular role as a starter after seven games into the 2014-15 season ... **2012-13:** Played in 29 matches for Hertha BSC as a regular starter at center back, scoring one goal, an 87th-minute equalizer in the final match of the season against Energie Cottbus.

Personal – The son of an American serviceman and German mother, Brooks has a tattoo of the state of Illinois on his right elbow to symbolize the birthplace of his father and the city of Berlin to symbolize his own birthplace ... Says his mom is the most important person in his life ... Has a sister and a half-brother ... possesses dual citizenship, holding passports of the United States and Germany.

BRAD GUZAN'S BIO CONTINUED FROM PAGE 22

- Recorded a shutout in the 3-0 victory against Egypt that helped provide the U.S. the margin needed to advance to the semifinals of the 2009 Confederations Cup.
- Saved four penalties in one match on Oct. 27, 2009, for Aston Villa, one in regulation time and three more in a penalty shootout win against Sunderland in the Round of 16 of the League Cup.
- Named Aston Villa Player of the Year for the 2012-13 season.
- The 2007 MLS Goalkeeper of the Year and also a member of the year's MLS Best XI, he was in the net for the majority of Chivas USA's Western Conference championship season.

U.S. National Team – 2019: Guzan made his appearances count, marshaling the U.S. defense in all three of the victories that lifted the U.S. to the top of its group in the inaugural Nations League ... He surrendered only one goal on those matches, including shutouts in both matches against Cuba and the decisive 4-1 win against Canada on Nov. 15 in Orlando ... **2018:** Made two appearances... Returned to the MNT during the October window, going the full 90 minutes in the 1-1 draw against Peru in East Hartford, Conn. (Oct. 16) ... **2017:** Made five appearances, racking up an unbeaten 2-0-3 record ... Appeared in two away FIFA World Cup Qualifiers, earning valuable road points in 1-1 draws at Mexico (June 11) and Honduras (Sept. 5) ... Was part of the 2017 CONCACAF Gold Cup winning side, appearing in the team's first two matches – a 1-1 draw vs. Panama (July 8) and 3-2 win vs. Martinique (July 12) ... **2016:** Started 10 of 11 matches, keeping a career-high six clean sheets in the process ... Played five of six matches for the MNT during Copa America Centenario ... Made three saves to earn a shutout against Costa Rica on June 7 and seven in his clean sheet against Paraguay on June 11 ... **2015:** Made a career high 13 appearances, going 8-3-2 and posting three shutouts ... Along with Michael Bradley, was one of only two players to appear in all 570 minutes of the 2015 CONCACAF Gold Cup ... Backstopped the U.S. in back-to-back wins against No. 6 Netherlands and reigning World Cup champions Germany in June ... **2014:** Earned a spot on his second-consecutive World Cup roster ... Made four appearances, including three as a starter ... Played the second half of the USA's 2-1 against Turkey in the second match of the Send-Off Series ... Split the spoils of the 1-0 shutout against Czech Republic on Sept. 3 in Prague ... **2013:** Made four appearances and posted a 2-1-1 record and two clean sheets ... Earned a 1-0 victory against Costa Rica in the infamous Snow Clasico World Cup qualifier on March 22 in Commerce City, Colo. ... Was named Budweiser Man of the Match for his three-save performance as the USA earned a scoreless draw against Mexico on March 26 in World Cup qualifying at Estadio Azteca ... **2012:** Called into camp by Jurgen Klinsmann in February ... Appeared in goal to preserve a 5-1 win against Scotland on May 26 ... **2010:** Served as Tim Howard's deputy at the 2010 FIFA World Cup ... He made the most of his three appearances, twice earning ussoccer.com Man of the Match honors ... The first came in his impressive 45 minutes in the 2-0 loss to Brazil on Aug. 10 ... Guzan wore the captain's armband for the first time and led a young U.S. squad to a 1-0 victory against South Africa on Nov. 17 in the Nelson Mandela Challenge ... **2009:** Made four starts ... Played in the USA's 2-2 draw in qualifying on March 28 in El Salvador ... Faced nine shots in posting the shutout that earned the U.S. a 3-0 victory against Egypt on June 21 in Rustenburg and second place in Group B of the Confederations Cup ... Started the USA's final two matches of the year, the friendlies in Slovakia and Denmark ... **2008:** Featured in seven games, a career best ... Started five games, with his substitute appearances coming against England at Wembley Stadium and Spain in Santander ... Featured heavily in

World Cup qualifying, posting clean sheets in both matches of the second round against Barbados as well as the final semifinal round group match, a 2-0 win against Guatemala on Nov. 19 in Commerce City, Colo. ... Also started in the USA's 2-1 loss in Trinidad & Tobago on Oct. 15 in Port of Spain ... **2007:** Played the second half of both the USA's 1-0 victories against Switzerland and South Africa in the fall ... A member of the team which competed in the 2007 Copa America tournament ... Made one appearance in Venezuela, starting the final group stage game against Colombia ... Provided one of the highlights of the tournament when he saved a penalty kick during that game ... Also a member of the 2007 Gold Cup winning team, though he didn't make any appearances in the competition ... **2006:** Made his first appearance for the United States in goal during a friendly against Guatemala in February ... Became the youngest to start in goal on his national team debut since Brad Friedel 14 years earlier ... Earned a shutout en route to a 4-0 U.S. victory ... **Under-23s:** Featured in all three games during the 2008 Olympics as an overage player, turning in a memorable effort against Nigeria and keeping a clean sheet in the opening match against Japan ... **First Appearance:** Feb. 19, 2006, vs. Guatemala ... **First Shutout:** June 15, 2008, vs. Barbados ... **First World Cup Appearance:** none ... **First World Cup Shutout:** none ... **First WCQ Appearance:** June 15, 2008 vs. Barbados ... **First WCQ Shutout:** June 15, 2008 vs. Barbados ... **Tournament Roster:** FIFA World Cup (2010, 2014) ... FIFA Confederations Cup (2009) ... Concacaf Gold Cup (2007, 2015, 2017) ... Copa America (2007, 2016), Summer Olympics (2008).

Professional – 2019: Started four of five matches in the Open Cup, leading Atlanta United to its first U.S. Open Cup trophy ... Started and played every MLS minute in 2019 and finished with an 18-12-4 record. Those 18 victories were tied for the league lead ... Set a new single-season franchise record with 14 clean sheets, which also was tied for the league lead in 2019 ... Contributed to an MLS record-setting five consecutive shutout victories ... Voted to the MLS All-Star team for the second-straight season and earned three MLS Team of the week honors. MLS Cup Playoffs: Kept two clean sheets in the playoffs to help Atlanta reach the Eastern Conference Final for the second consecutive season. He tied his season-high with six saves in the 1-0 win vs. New England to open the postseason ... **2018:** Played 38 matches across all competitions, to backstop Atlanta United to the 2018 MLS Cup, the first club trophy Guzan won in his professional career ... Appeared in 33 regular season matches, missing only one due to suspension ... Earned a 20-6-6 record, keeping eight clean sheets to help Atlanta finish second in the MLS Supporters Shield Race ... MLS Cup Playoffs: Went 4-1-0 in five postseason matches, keeping two clean sheets ... Made three saves in Atlanta's 2-0 win against Portland Timbers in the MLS Cup Final on Dec. 8 ... Was an MLS All-Star for the first time, starting the match against Juventus on Aug. 1 ... **2017:** Signed a pre-contract agreement with MLS on Jan. 26 and was signed by expansion side Atlanta United FC ... Conceded just 10 goals in his 14 regular season appearances, going 7-1-6 while keeping eight clean sheets as Atlanta booked a postseason berth in its first season ... Made four saves and kept another shutout, but fell on penalties to Columbus Crew SC in the Knockout Round of the MLS Cup Playoffs on (Oct. 26) ... Finished the season with Middlesbrough and had a fantastic debut when he made five saves to keep a clean sheet in a 1-0 win at Orlando City SC (July 21) ... Kept five consecutive clean sheets from Sept. 20-Oct. 15 ... **2016-17:** Transferred to newly-promoted Premier League side Middlesbrough at the start of the season ... Made 10 appearances, keeping three clean sheets at West Brom (0-0 D; Aug. 28), vs. Leicester City (0-0 D; Jan. 2) and vs. Sunderland (1-0 W; April 26) along the way ... Backstopped 'Boro during the FA Cup, appearing in three matches ... Shutout Sheffield Wednesday 3-0 (Jan. 8) and won 3-2 against Oxford United (Feb. 18), before falling 2-0 to Manchester City (March 11) ... Appeared in one EFL Cup match, a 2-1 extra time defeat at Fulham (Aug. 24) ... Ended 2016 with two league appearances for Middlesbrough, going 1-0-1 and keeping a clean sheet in a 0-0 draw at West Bromwich Albion on Aug. 26 ... **2015-16:** Made 28 league appearances for Aston Villa, earning two clean sheets ... Played two FA Cup matches, earning another clean sheet in a 4-0 win vs. Wycombe Wanderers on Jan. 19 ... Appeared in two League Cup matches, keeping a shutout in 1-0 win vs. Birmingham City on Sept. 22 ... **2015:** Finished the 2014-15 campaign with 34 appearances, recording nine clean sheets for Villa ... **2014:** Finished the 2013-14 campaign as the starter of every Premier League match, playing 38 matches while recording nine shutouts ... **2013:** Was named the 2012-13 Aston Villa Player of the Year by both the players and team supporters ... In July, signed a four-year contract extension with Aston Villa ... Assisted the game-winning goal and made five saves during Aston Villa's 3-2 victory against Manchester City on Sept. 28 ... **2012:** Notched a clean sheet and made five saves in Aston Villa's first win of the season in the form of a 2-0 win against Swansea City on Sept. 15 ... Picked up six saves and another clean sheet in a scoreless draw against Arsenal on Nov. 24 ... **2011:** Made 16 appearances while on loan to Hull City, helping the squad to finish in the middle of the table at 11th place ... Guzan's first match in goal for Hull City resulted in a 1-0 defeat to Leicester City on Jan. but Guzan helped his new club to a nine-match unbeaten streak with the American in goal ... Overall, Hull City posted a record of 7-4-5 in Guzan's 16 appearances ... **2010:** Continued to serve as Brad Friedel's deputy in league play ... Started both of Villa's matches against Rapid Vienna in Europa League qualifying on Aug. 19 and Aug. 26 ... Started in the 3-1 victory against Blackburn on Sept. 22 in the third round of the Carling Cup ... **2009-10:** Finished the 2009-10 campaign with 10 appearances and a 1.20 goals against average in Cup competitions and Europa League action ... Went the distance in both Europa League matches against Rapid Vienna, posting a 1-0 loss away and a 2-1 win in the return leg at Villa Park ... Helped Villa to the Carling Cup final by posting a 1-0 shutout victory on Jan. 14 in the first leg of the semifinal and getting the win a wild 6-4 victory six days later ... Played in three other Carling Cup fixtures, collecting three victories and two shutouts, including a 4-2 win against Portsmouth on Nov. 30 in the quarterfinal ... Saved four penalties in one match, one in normal time and three more in a penalty shootout win against Sunderland on Oct. 27 at the Stadium of Light in the fourth round of the Carling Cup ... Led the team to the title in the 2009 Peace Cup, with victories against Atlante, Porto and in the final against Juventus ... **2008-09:** Moved to Aston Villa prior to the start of the season ... Finished the season with eight appearances, including five in the UEFA Cup ... His lone appearance in the EPL came when he entered in the 63rd minute of a 5-0 loss on

March 27 at Liverpool, surrendering one goal ... Backed up Brad Friedel for Premier League games and featured on the substitutes' bench for the majority of Aston Villa games in the second half of the year ... **2008:** Featured in 15 matches with Chivas USA before signing for Aston Villa on July 11 for a fee of around \$1.2 million ... **2007:** Named MLS Goalkeeper of the Year after sporting a league-best 0.93 GAA over the course of the season ... Made 27 appearances for Chivas, anchoring a backline that was the stingiest in the league ... Helped the Los Angeles club to its first ever Western Conference Championship ... **2006:** In his second year minding the nets for Chivas, he struggled with injury and was scratched from the starting lineup for much of the season ... Eventually, he regained his starting spot and went on to make 13 appearances for Chivas USA ... Under Bob Bradley, he started for Chivas in both of the team's Western Conference playoff games, marking the first time in history the franchise had competed in the MLS postseason ... **2005:** As a 20-year-old, he became Chivas' first-ever draft pick and the highest goalkeeper ever selected in the MLS SuperDraft at the time ... Went on to feature in 24 games for Chivas.

College: Played two years at South Carolina, captaining the team in his sophomore season and earning All-American honors ... Was a starter as a freshman, and featured in every single match posting a .96 GAA ...

Personal: Represented the U.S. as captain when the team met with former South Africa President Nelson Mandela in 2010 after the Mandela Challenge Cup ... Lists his idols in soccer as Brad Friedel and Kasey Keller ... His favorite band is U2 ... Threw out the first pitch for a Chicago White Sox game in 2008 ... Played club ball for the Chicago Magic, now a member of the U.S. Soccer Development Academy ... He and his wife Breanne welcomed their first born son in 2015 and a daughter in 2017.

SEAN JOHNSON'S BIO CONTINUED FROM PAGE 23

... **First WCQ Appearance:** none ... **First WCQ Shutout:** none ... **Tournament Rosters:** Concacaf Gold Cup (2013, 2017, 2019) ... FIFA U-20 World Cup (2009) ... Concacaf U-23 Olympic Qualifying Championship (2012).

Professional – 2019: The goalkeeper played and started in 29 matches, only missing NYCFC games when away on international duty. Johnson recorded seven shutouts this season and had 78 saves throughout the season, continuing to cement his reputation as one of Major League Soccer's best goalkeepers ... **2018:** Registered 10 shutouts and tipped the 100 save mark as he led NYCFC back to the MLS Cup Playoffs in his second year as the starting goalkeeper ... His performances across 32 appearances earned him a call up to Gregg Berhalter's first January Camp as USMNT manager ... **2017:** Johnson arrived at NYCFC during the offseason and secured the starting job by the time of the season opener ... In 32 starts for City, Johnson notched seven clean sheets and 96 saves en route to the Club's best-ever finish ... He also earned a call-up to the United States Men's National Team for the 2017 Gold Cup, his first involvement with the team since 2013 ... **2016:** Had five shutouts and 68 saves in 22 games for Chicago Fire ... Acquired by NYCFC from Atlanta United on Dec 11 in the half-day trade window in exchange for GAM and TAM ... **2015:** Johnson had 59 saves in 21 games during a season that was marred by injuries at Chicago. Despite the small clip of games, Johnson was able to notch shutouts on March 29 vs. PHI, April 24 vs. NYC, July 11 vs. SEA and Aug. 2 vs. DAL ... Johnson also featured in three of the Fire's four U.S. Open Cup matches ... **2014:** One of only three players to appear in a team-high 33 matches ... Named Chicago Fire MVP and Defensive Player of the Year ... **2013:** Started all 28 matches in which he appeared for Chicago ... Missed six matches while on international duty ... Earned six shutouts ... **2012:** Played in a career-high 31 matches, earning five shutouts and a 1.24 goals against average across 2,766 minutes ... Missed the first three matches of the season while with the U.S. U-23 Men's National Team for Olympic Qualifying ... **MLS Cup Playoffs:** Started and played the full 90 minutes of a 2-1 loss to HOU in the Eastern Conference Knockout match 10/31 ... **2011:** Played 28 matches for The Fire, earning seven shutouts and a 1.32 goals against average across 2,520 minutes in his second season in Chicago ... **2010:** Selected in the fourth round (No. 51 overall) of the 2010 MLS SuperDraft ... Played 13 matches, earning three shutouts and a 1.31 GAA across 1,170 minutes in his rookie season ... Earned 5 NAPA Save of the Week nominations, winning three of the weekly awards during the course of the season.

College: Started both years he attended Central Florida, racking up seven shutouts and 191 saves in 37 career games.

Youth Club: Played for Atlanta Fire, reaching the semifinals of the 2006 Score at the Shore Tournament and at the 2006 Tampa Bay Sun Bowl. Also a three-year letter winner in soccer and basketball at Brookwood High School in Snellville, Ga.

Personal: Parents Everett and Joy Johnson are of Jamaica descent ... Calls his mother his biggest inspiration ... Brother Jarrett played professional basketball in Greece ... Enjoys driving sports cars and fishing in his downtime.

SEBASTIAN LLETGET'S BIO CONTINUED FROM PAGE 24

... **First Goal:** March 24, 2017 vs. Honduras ... **First World Cup Appearance:** none ... **First World Cup Goal:** none ... **First WCQ Appearance:** March 24, 2017 vs. Honduras ... **First WCQ Goal:** March 24, 2017 vs. Honduras ... **First WCQ Assist:** none.

Professional – 2019: Set career marks for both games played (29), games started (27), minutes played (2,316) and shots (32) ... Finished the season with three goals and six assists ... **2018:** Appeared in 28 matches across

all competitions, starting 21 while tallying three goals and two assists ... Scored his first goal of the season in the Galaxy's wild 4-3 victory against LAFC (March 31) ... Dished an assist to Zlatan Ibrahimovic in a 3-2 defeat to FC Dallas (May 30) ... Scored in a 2-2 draw vs. Minnesota United FC (Aug. 11) ... Found the back of the net in a 2-2 draw with the Colorado Rapids (Aug. 14) ... Credited with an assist on Ola Kamara's 50th minute goal in a 3-1 win against Minnesota United FC (Oct. 21) ... **2017:** Appeared in three matches for the LA Galaxy before isfrac injury suffered on international duty ended his season prematurely ... **2016:** One of seven LA Galaxy players to clock over 2,000 minutes with the team in 2016 ... After recording seven goals and two assists in 2015, Letget played the role of distributor more in 2016, recording one goal and eight assists in 31 regular season matches ... Scored his lone league goal in a 1-1 draw at eventual MLS Cup champions Seattle Sounders FC on July 31 ... Appeared in both of the Galaxy's MLS Cup Playoff matches on Oct. 30 and Nov. 6 against the Colorado Rapids ... Appeared in all four Lamar Hunt U.S. Open Cup matches, finishing third in the tournament with four goals ... Scored two extra time goals in a 4-1 Fourth Round win vs. La Máquina on June 14 ... Tallied two more, including the game-winner in a 4-2 comeback win vs. Seattle Sounders FC in the Quarterfinals on July 20 ... **2015:** Contemplated retirement before signing with the the LA Galaxy in May ... Went on to be the club's second leading goal scorer in 2015, netting seven goals while adding two assists. He started 17 of the 20 games he appeared in and was selected to MLS Team of the Week twice: Week 22 at Colorado Rapids and Week 25 against NYCFC ... At one point in the season, Letget went three consecutive games with a goal, scoring his first professional goal in his third professional game, a 1-1 draw at Columbus Crew SC on June 13 ... Went on to tally off the bench in a 5-1 win vs. Philadelphia Union on June 20 and the opening goal in a 5-0 win vs. Portland Timbers on June 24 ... Scored the final goals in a 4-0 win vs. Toronto FC on July 4 and 5-2 win vs. San Jose Earthquakes on July 17 ... Recorded an equalizer in a 3-1 comeback win at Colorado on Aug. 1 and capped his scoring for the season in a 5-1 win vs. New York City FC on Aug. 23 ... Signed with West Ham United in 2010 and spent most of his time playing for reserve and youth sides ... Made his first team debut in a Third Round FA Cup match at Nottingham Forest on Jan. 5, 2014.

Youth Club: Grew up playing for Sporting Santa Clara of Silicon Valley before joining the U.S. U-17 Residency Program in 2008 ... Spotted by West Ham United scouts while playing for Sporting Santa Clara

Personal: Born in San Francisco to Argentine parents ... Nickname is Da Boy ... Has an Italian passport through his grandfather ... Is currently dating pop star Becky G.

AARON LONG'S BIO CONTINUED FROM PAGE 25

two goals and an assist to help the side qualify for the MLS Cup Playoffs for a 10th straight season ... Helped the team keep six clean sheets ... **2018:** Started 31 of 34 matches in which he appeared ... named the 2018 MLS Defender of the Year, becoming the first player in New York Red Bulls' history to garner the award ... recorded a career-best three goals and two assists ... tallied his first career MLS assist at Toronto FC on July 1 ... **Playoffs:** Started both semifinal matches ... assisted opening goal in Leg 2 of Eastern Conference Semifinals vs. Columbus ... **Concacaf Champions League:** Started all six matches ... was a part of a defense that tallied three shutouts. ... **U.S. Open Cup:** Appeared against NYCFC and scored a goal on June 6 ... **2017:** Started 30 of 31 matches in his first MLS season ... recorded one goal and tallied the most playing time among Red Bulls defenders with 2,659 minutes ... anchored a backline that posted 10 regular-season shutouts, two MLS playoff clean sheets and blanked two opponents in the Open Cup ... made MLS debut in season opener vs ATL on March 5 ... scored his first MLS goal against FC Dallas on Sept. 2 ... **Playoffs:** Started and played all three games ... helped blank Toronto FC in Leg Two of the Eastern Conference Semifinals at BMO Field ... it was just the second time in 2017 that Toronto FC was held scoreless at home ... **CCL:** Played both legs of QF series against Vancouver ... **Open Cup:** Started and played all five matches ... **2016:** Signed by New York Red Bulls II and played in 22 games, scoring twice before being acquired on loan by the first team on September 16 ... Made his first team debut in the CONCACAF Champions League game against Alianza FC on August 16, 2016 ... **2015:** Played for Seattle Sounders FC II, recording 27 appearances and one goal ... **2014:** Drafted 36th overall by the Portland Timbers in the 2014 MLS SuperDraft ... Played on a loan for Sacramento Republic and Orange County Blues ... Signed with the Seattle Sounders in July 2014 but didn't appear for the first team.

College: A four-year starter at the University of California, Riverside from 2010-2013 ... Made 71 appearances, scoring 13 goals and recording five assists ... Named to the All-Big West First and Second Team in his junior and senior year ... Played with PDL side FC Tucson in 2012 and 2013, registering three goals in 17 total appearances.

Youth: Played soccer at Serrano High School before spending his senior year playing for Arsenal FC of the U.S. Soccer Development Academy.

Personal: Played football and tennis at Serrano High School. Engaged to Elise.

WESTON MCKENNIE'S BIO CONTINUED FROM PAGE 27

vs. Republic of Georgia (April 25) and in a 2-1 win vs. Ukraine (April 26) ... Helped the U.S. win the 2016 Slovakia Cup ... **Under-17s: 2013-15:** Was part of the U.S. Under-17 Residency Program in Bradenton, Fla... Appeared in six international matches ... **First Appearance:** Nov. 14, 2017 at Portugal ... **First Goal:** Nov. 14, 2017 at Portugal ... **First World Cup Appearance:** none ... **First World Cup Goal:** none ... **First WCQ Appearance:** none ... **First WCQ Goal:** none ... **First WCQ Assist:** none ... **Tournament Rosters:** none.

Professional – 2019-2020: Now in his third full season with Schalke, McKennie has three assists in 26 appearances across all competitions for the Bundesliga side in 2019 ... Showed his versatility by playing not only in central midfield, but as a center back, right back, left midfielder and second striker ... Suffered a dislocated shoulder on Dec. 17 against Frankfurt that was expected to keep him out for up to six weeks ... **2018-19:** Appeared in 19 matches, starting 11 across all competitions prior to the Bundesliga's winter break ... Scored his first two professional goals in back-to-back matches, tallying the late winner in Schalke's 1-0 UEFA Champions League win at Lokomotiv Moscow (Oct. 3) before scoring the opening goal in the club's 2-0 win at Fortuna Dusseldorf (Oct. 6) ... Provided an assist to American teammate Haji Wright in a 2-1 defeat against Bayer Leverkusen (Dec. 19) ... **DFB Pokal:** Appeared in both of Schalke's German Cup matches before the winter break ... **2017-18:** Finished the season with 22 league appearances and 13 starts as Schalke finished second in the Bundesliga ... Made his first professional start in a 3-0 loss vs. Bayern Munich on Sept. 19 ... Played his first full 90 minutes as a professional in a 1-0 win at Freiburg on Nov. 4 ... **DFB Pokal:** Made three appearances as Schalke advanced to the semifinals of the German Cup ... **2016-17:** Signed with Schalke upon turning 18 in August 2016 ... Made his first team debut in the club's final match of the season, coming on as a substitute in a 1-1 draw at Ingolstadt ... Featured for the club's U-19 side, scoring four goals in 21 appearances ... Helped the side to the Semifinals of the U-19 Bundesliga where they fell on away goals to Bayern Munich.

Youth – 2016-17: Registered 12 goals in 23 appearances as FC Dallas won the U-17/18 U.S. Soccer Development Academy championship ... Was named Central Conference Player of the Year ... **2015-16:** Helped FC Dallas U-15/16 team win U.S. Soccer Development Academy championship ... Joined FC Dallas Academy in 2009 ... While living in Germany, began playing with FC Phönix Otterbach at the age of six ...

Personal: Though born in Texas, McKennie first fell in love with the game while living in Germany where his dad was stationed at Rammstein Air Base ... Met Landon Donovan and Carlos Bocanegra around the MNT's 2006 friendly against Poland in Kaiserslautern, Germany and says it was what first inspired his ambition to play for the U.S. Men's National Team ... Grew up playing both soccer and football, sometimes squeezing in games from both disciplines on the same day ... Has been close friends with MNT teammates Tyler Adams and Christian Pulisic since they were in U-17 Residency together ... He is a big fan of music and Harry Potter.

MATT MIAZGA'S BIO CONTINUED FROM PAGE 28

international goal and first international trophy as part of the U.S. squad that won the 2017 CONCACAF Gold Cup ... Started in the USA's 3-0 victory against Nicaragua, with his 88th minute header handing the MNT a necessary 3-0 result in order to clinch the top of the group ... Started and went the full 90 minutes in a 1-1 draw with European Champions Portugal on Nov. 14 in Leiria ... **2016:** Made one appearance, coming on at halftime of the MNT's 3-1 friendly win against Puerto Rico on May 22 in Bayamon ... **2015:** Made his full U.S. MNT debut coming on as a substitute in a 6-1 World Cup Qualifying win vs. St. Vincent and the Grenadines on Nov. 13, 2015 in St. Louis ... The appearance cap-tied him to the U.S. ... **Under-23s – 2016:** Appeared in both Intercontinental Playoff matches with Colombia, a 1-1 draw on March 25 in Barranquilla and 2-1 defeat on March 29 in Frisco, Texas, where he was shown a straight red card in the 90th minute ... **2015:** Appeared in three matches, scoring one goal in the CONCACAF Olympic Qualifying Championship ... Tallied in the 35th minute of a 6-1 Group Stage win against Cuba on Oct. 3 in Kansas City, Kan. ... **Under-20s: 2015:** Appeared in 11 matches, starting all of them ... A part of the U.S. squad at the 2015 FIFA U-20 World Cup in New Zealand, playing in four of five matches and contributing to all three of the team's clean sheets during the tournament ... Helped the U.S. qualify for the World Cup with five appearances at the CONCACAF U-20 Qualifying Championship ... **Under-18s:** Appeared in three matches for the U.S. U-18s in 2013 ... Poland: Made one appearance for the Polish U-18s in 2012 ... **First Appearance:** Nov. 13, 2015 vs. St. Vincent and the Grenadines ... **First Goal:** July 15, 2017 vs. Nicaragua ... **First Assist:** June 2, 2018 vs. Ireland ... **First World Cup Appearance:** none ... **First World Cup Goal:** none ... **First WCQ Appearance:** Nov. 13, 2015 vs. St. Vincent and the Grenadines ... **First WCQ Goal:** none ... **First WCQ Assist:** none ... **Tournament Rosters:** Concacaf Gold Cup (2017, 2019) ... FIFA U-20 World Cup (2015) ... Concacaf Olympic Qualifying Championship (2015) ... Concacaf U-20 Championship (2015).

Professional: 2019-2020: Returned to Reading on loan and appeared in league 15 matches – all starts before the new year ... Scored his first goal for Reading in dramatic fashion, hitting home the game-winning goal in the eighth minute of second-half stoppage time in a 1-0 victory vs. Preston North End (Oct. 19) ... **2018-19:** Began the season on loan with French Ligue 1 side Nantes on Aug. 6 ... Appeared in eight league matches prior to the new year ... Played in two additional matches for Nantes II ... Re-called to Chelsea before going back out on loan to Reading on Jan. 25 ... Made 18 league appearances for the Royals, helping the club to a 5-4-9 record in the second half of the season to maintain a place in the Championship ... **2017-18:** Appeared in 43 of a possible matches across all competitions during his second season on loan with Vitesse ... Tallied four goals during the campaign, helping the club to UEFA Europa League qualification ... Scored in a 2-0 win vs. ADO Den Haag on Nov. 26 ... Started all six of Vitesse's Europa League matches ... Tallied in a 2-0 win vs. Groningen (Feb. 2) ... Scored in the 2-2 draw at Willem II (May 6) ... Scored in Vitesse's 2-1 win against Utrecht in the second leg of Eredivisie's UEFA Europa League qualifying playoff, guaranteeing European football in his last match for the club ... **2016-17:** Appeared in 23 league matches and six additional KNVB Beker contests, scoring a goal while helping Vitesse on the way to winning the Dutch Cup and first trophy in club history ... Miazga scored his first goal for the club in a 4-0 KNVB Beker win vs. Jodan Boys on Dec. 14 ...

Recorded two assists during 2-1 loss to Twente on Sept. 25 and a 5-0 win vs. Sparta Rotterdam on March 10 ... **2016:** Left U.S. MNT January Camp in Carson, Calif. to finalize his transfer from the New York Red Bulls to English Premier League giants Chelsea FC ... Made two appearances with the Premier League club, including helping to keep a clean sheet in a 4-0 win vs. Aston Villa on April 2 ... **2015:** Became a full-time starter for the New York Red Bulls, appearing in 26 matches (starting 24) as the club won its second MLS Supporters Shield in three seasons ... Appeared in all four matches for the New York Red Bulls during the 2015 MLS Cup Playoffs ... Started two U.S. Open Cup matches ... Scored his first professional goal in a 3-1 win against rivals New York City FC on June 28 at Yankee Stadium ... Assisted on Dax McCarty's 29th minute strike in a 5-2 defeat to Orlando City SC on Sept. 25 ... **2014:** Made seven appearances, starting six games, while recording one assist ... **2013:** Made his competitive debut at the age of 18, coming on as a sub in New York's 4-1 win at Houston Dynamo on Sept. 8 ... Made professional debut as halftime substitute in 2-2 friendly draw vs. French club Olympique Lyonnais on July 16, three days before he turned 18.

Academy – 2012-13: A regular prior to signing his professional contract, returned to start three playoff games in June 2013, helping the Red Bulls U-18s advance to Finals Week, where they won the 2012-13 U.S. Soccer Development Academy National Championship ... **2011-12:** Was also part of the Red Bulls' U-16 National Championship team in 2011-12 ... Played in several MLS Reserve League games in 2012 ... Member of the Red Bulls Academy since 2009 at the U-14, U-16, and U-18 levels.

JORDAN MORRIS' BIO CONTINUED FROM PAGE 29

four. His team-leading six assists were also the most by a single USMNT player in a calendar year since Landon Donovan hit 10 in 2009 ... **2018:** A torn ACL suffered in February limited him to just one appearance, going the full 90 minutes in the 0-0 draw with Bosnia and Herzegovina (Jan. 28) ... **2017:** Garnered a career-high 11 caps to go along with four starts ... Also tallied a career-best four goals and an assist ... Three of his four goals were game-winners ... Provided the assist on Bobby Wood's 85th minute equalizer in a 1-1 World Cup Qualifying draw at Honduras (Sept. 5) ... Was the only U.S. player to appear in all six CONCACAF Gold Cup matches, helping the U.S. to the 2017 title and Best XI honors in the process ... Recorded the 88th minute game-winner and collected Man of the Match honors in the USA's 2-1 victory vs. Jamaica in the 2017 Gold Cup Final (July 26) ... Tallied twice and earned Man of the Match honors in a 3-2 win vs. Martinique (July 12) ... Recorded his second career goal off a nifty pass from Benny Feilhaber in a 1-0 friendly win vs. Jamaica (Feb. 5) ... **2016:** Appeared in five matches, starting one on Feb. 5, 2016 vs. Canada ... Made two World Cup Qualifying appearances, entering as a substitute in the MNT's 6-0 win at St. Vincent and the Grenadines on Sept. 2 and 4-0 win vs. Trinidad & Tobago on Sept. 6 ... **2015:** Appeared in six matches and scored his first international goal in the MNT's 2-0 victory vs. Mexico on April 15 in San Antonio ... **2014:** Made his MNT debut in 4-1 defeat to Republic of Ireland on Nov. 18 ... Became the first collegiate player called into a U.S. MNT camp since Chris Albright in 1999, when he was summoned for camp around Sept. 3 friendly at Czech Republic ... **Under-23s: 2016:** Started both legs of the Intercontinental Playoff vs. Colombia on March 25 and 29 ... **2015:** Made 14 appearances, scoring six goals ... Part of the U.S. U-23 squad that finished third at the 2015 CONCACAF Olympic Qualifying Championship, appearing in all five matches while scoring three goals ... Scored the opening goal in a 5-2 friendly win vs. Bosnia-Herzegovina on March 27 ... A week after scoring his first senior international goal vs. Mexico, scored the third goal in the U-23's 3-0 victory vs. El Trif on April 22 ... Tallied the lone U.S. strike in a 3-1 defeat to France at the Toulon Tournament on May 27 ... Scored the first two goals, including a first minute strike in the MNT's 3-1 victory vs. Canada to open the CONCACAF Olympic Qualifying Championship on Oct. 1 ... Scored in the MNT's 4-0 victory vs. Panama to close out group play on Oct. 6 ... **Under-20s:** Named to the U.S. U-20 roster for the 2013 Toulon Tournament where he made three appearances ... **First Appearance:** Nov. 18, 2014 vs. Republic of Ireland ... **First Goal:** April 15, 2015 vs. Mexico ... **First World Cup Appearance:** none ... **First World Cup Goal:** none ... **First WCQ Appearance:** Nov. 13, 2015 vs. St. Vincent and the Grenadines ... **First WCQ Goal:** none ... **First WCQ Assist:** Sept. 5, 2017 at Honduras.

Professional: 2019: Notched 13 goals and eight assists across 30 matches en route to helping Seattle Sounders FC claim its second MLS Cup title ... Recorded his first career hat trick, scoring three of his team's four goals against FC Dallas, including the extra-time game-winner, in the Round One playoff match on Oct. 11 against FC Dallas ... **2018:** Made just one appearance, playing 85 minutes in Seattle's opening Concacaf Champions League match against Santa Tecla before tearing his ACL ... Signed a new five-year contract in December and is aiming to be ready to play when the 2019 season begins in March ... **2017:** Started 22 of 23 matches while recording three goals and an assist ... Saw his season cut short after suffering a hamstring injury vs. LA Galaxy (Sept. 1) ... Assisted on Clint Dempsey's game winner in a 1-0 victory vs. Sporting KC (Aug. 12) ... Scored the third goal in a 4-0 rout of Minnesota United FC (Aug. 5) ... Capped the scoring in a 3-0 win at LA Galaxy (April 23) ... Tallied the game-winner in a 3-1 win vs. New York Red Bulls (March 19) ... **2016:** Having made the decision to leave Stanford prior to his senior season, Jordan Morris went on a two-week training stint with German Bundesliga side Werder Bremen, but ultimately chosen to sign a Homegrown Player contract with Seattle Sounders FC ... Morris appeared in all 40 MLS Regular Season and Playoff matches, tallying a combined 14 goals and five assists in leading Seattle Sounders FC to MLS Cup 2016 ... Morris won MLS Rookie of the Year in the Process ... First professional goal was also the game-winner in Seattle's 2-1 win vs. Philadelphia Union on April 16 ... The goal began a streak where Morris tied an MLS rookie record by scoring in four-straight matches, going on to find the back of the net at Colorado Rapids on April 23, vs. Columbus

Crew SC on April 30 and vs. San Jose Earthquakes, where he also added an assist ... Assisted on Clint Dempsey's second and third goals in a 3-1 win at Orlando City SC on Aug. 7 ... Scored two goals, including the game-winner in a 4-2 win at LA Galaxy on Sept. 25 ... Assisted on Nicolas Lodeiro's first goal to help Seattle to a 2-1 victory vs. FC Dallas in the first leg of the Western Conference Semifinals ... Scored in both legs of the Western Conference Final series vs. Colorado, tallying on Nov. 22 at CenturyLink Field and Nov. 27 at Dick's Sporting Goods Park ... Played 108 minutes for Seattle Sounders FC in their eventual shootout victory against Toronto FC to lift MLS Cup 2016.

College – 2015: The 2015 MAC Hermann Trophy winner, Morris led Stanford to the school's first NCAA College Cup title, scoring a brace in the 4-0 championship win against Clemson on Dec. 13 ... NSCAA First Team All-American ... College Cup Most Outstanding Offensive Player ... NSCAA All-Far West Region First Team ... Pac-12 Player of the Year ... All-Pac-12 First Team ... 2015 Pac-12 All-Academic Second Team ... *College Soccer News* National Team of the Week (Oct. 19) ... Pac-12 Player of the Week (Oct. 20) ... Fifth in the country in game-winning goals (6), fifth in goals per game (0.72), seventh in total goals (13) and 12th in points per game (1.61) ... 13 goals tied for 14th in Stanford single-season history ... Capped the season with his third career brace in the national championship against Clemson (12/13) ... Became the first player with multiple goals in a title game since Seth George in 1997 (UCLA) ... Converted for the Cardinal in its penalty shootout win against Akron in the NCAA semifinals (12/11) ... Scored in five straight matches against SMU (9/13), San Francisco (9/18), Davidson (9/20), UCLA (10/16) and San Diego State (10/18) ... Just the second Stanford player to score in five straight since 1987, joining Darren Fernandez, who did so from September 21, 2002 to October 3, 2002 ... Notched his second career brace with two second-half goals against Ohio State (11/29) to send Stanford to the NCAA quarterfinals ... Scored the winner in the 65th minute at UCLA (10/16) to lift Stanford to its first win in Westwood ... Also tallied Stanford's goal (81') in a 1-0 win at Louisville (8/31) ... **2014:** Started all 15 games in which he played, tallying four goals, 14 points and a team-high six assists ... NSCAA/Continental Tire First Team All-American ... NSCAA/Continental Tire All-Far West Region First Team ... All-Pac-12 First Team ... Top Drawer Soccer Best XI First Team ... MAC Hermann Trophy Semifinalist ... *Soccer America* Men's MVPs Second Team ... *College Soccer News* Third Team All-American ... Pac-12 All-Academic Second Team ... Started all 15 games in which he played, tallying four goals, 14 points and a team-high six assists ... Scored goals against San Jose State (9/6), Gonzaga (9/26), San Francisco (10/24) and Washington (11/7) ... Assists came against San Jose State (9/6), SIU Edwardsville (9/19), Delaware [2] (9/21), San Diego State (11/2) and Oregon State (11/9) ... Fourth in the conference and 27th in the nation in assists per game (0.40) ... Ninth in the Pac-12 and 107th in the nation in points per game (0.93) ... Tied for sixth in the conference and 55th in the nation in total assists (6) ... **2013:** Led all conference freshmen in assists (7) and points (19) and tied for the lead in goals (6) ... Finished second on the team with 19 points ... NSCAA/Continental Tire All-Far West Region Third Team ... All-Pac-12 First Team ... Named to Soccer America Men's All-Freshman First Team ... Earned Pac-12 Player of the Week honors (Oct. 1) ... Was named *College Soccer News* National Team of the Week (Sept. 30) ... Assisted on goals against Maryland (8/30), College of Charleston (9/20) and Colgate (9/22) ... Scored first two collegiate goals in 2-1 overtime win at UC Santa Barbara (9/27) ... Scored in 2-1 win over Oregon State (10/6) ... Netted the opener in 2-1 loss to UCLA (11/1) ... Scored a goal in each match against San Diego State (10/13 and 11/3) ... Converted a penalty kick in Stanford's 3-2 shootout win over Loyola Marymount in the NCAA Tournament First Round (11/21).

Personal: Born in Seattle, Wash. to parents Michael and Leslie ... Has three siblings, Christopher, Julian and Talia ... Oldest brother, Christopher, played soccer at Seattle Pacific from 2009-12 ... A Type 1 diabetic, lent his support to the JDRF's "T1D Looks Like Me Campaign" for National Diabetes Awareness Month in November, 2015.

CHRISTIAN PULISIC'S BIO CONTINUED FROM PAGE 30

U.S. National Team – 2019: Made 11 appearances (10 starts), contributing five goals and three assists ... Won U.S. Soccer Male Player of the Year for the second time ... Led the team with four Man of the Match selections on the year ... At 20 years, 189 days, became the youngest player in USMNT history to reach 10 goals when he scored in the 1-1 draw vs. Chile (March 26) ... One of two players to appear in all six matches at the 2019 Concacaf Gold Cup, recording three goals and three assists en route to earning Tournament Best XI honors ... Recorded a goal and two assists in the 6-0 win vs. Trinidad & Tobago (June 22) ... Assisted on Weston McKennie's game-winner in the 1-0 quarterfinal win vs. Curaçao (June 30) ... Scored two goals in the 3-1 semifinal win vs. Jamaica (July 3) ... Converted his first penalty kick for the USMNT in a 7-0 Concacaf Nations League win vs. Cuba (Oct. 11) ... **2018:** Appeared in three matches, logging 262 minutes ... Earned Man of the Match honors in the 3-0 defeat to England in London (Nov. 15) ... At 20 years, 63 days, became the youngest captain in MNT history when he wore the armband in the USA's 1-0 defeat to Italy in Genk, Belgium (Nov. 20) ... **2017:** Appeared in nine matches, leading the MNT in both goals (six) and assists (four) ... At 19, became the youngest player to win U.S. Soccer's Male Player of the Year ... Recorded five goals and four assists in Final Round World Cup Qualifying, but in one way or another, was involved in 12 of the 16 U.S. goals scored during Qualifying in 2017 ... Finished his first qualifying campaign tied for fourth on the MNT's all-time assist list with six and seventh on the all-time goals list with seven ... **2016:** Earned 11 appearances, starting four matches in his debut year for the MNT ... Tallied three goals and two assists ... Appeared in five World Cup Qualifying matches ... Made three substitute appearances during Copa America Centenario ... Made his MNT debut, becoming the youngest

U.S. player to appear in a World Cup Qualifier (17 years, 193 days) during a 4-0 win vs. Guatemala on March 29 ... Became the youngest player in MNT history to score a goal, tallying in the 69th minute of a 4-0 win vs. Bolivia on May 28 ... Became the youngest U.S. player to score in a World Cup Qualifier and record a brace, scoring twice in the MNT's 6-0 World Cup Qualifying victory at St. Vincent and the Grenadines on Sept. 2 ... Became the youngest U.S. player to start a World Cup Qualifier, dishing an assist to Jozy Altidore in a 4-0 victory vs. Trinidad & Tobago on Sept. 6 ... **Under-20s:** Was named to the preliminary 35-player roster for the 2017 FIFA U-20 World Cup, but was ultimately left off the roster due to club and MNT commitments ... **Under-17s – 2015:** Made seven appearances, tallying two goals and four assists ... Captained the MNT at the FIFA U-17 World Cup in Chile, starting all three matches ... Scored the opening goal in a 2-2 draw against Croatia on Oct. 20 ... **2014:** Racked up 17 goals and seven assists in 21 matches ... Scored three goals at the Nike International Friendlies ... Recorded a brace in a 3-1 win vs. England on Nov. 28 ... Scored the lone goal in a 4-1 loss to Brazil on Dec. 2 ... **2013:** Made six appearances, tallying one goal and two assists in his first year in the U-17 Residency Program... Recorded a goal and assist in a 4-1 win vs. Brazil to clinch the 2013 Nike International Friendlies on Dec. 13 ... **First Appearance:** March 29, 2016 vs. Guatemala ... **First Goal:** May 28, 2016 vs. Bolivia ... **First Assist:** Sept. 2, 2016 at St. Vincent and the Grenadines ... **First World Cup Appearance:** none ... **First World Cup Goal:** none ... **First WCQ Appearance:** March 29, 2016 vs. Guatemala ... **First WCQ Goal:** Sept. 2, 2016 at St. Vincent and the Grenadines ... **First WCQ Assist:** Sept. 2, 2016 at St. Vincent and the Grenadines ... **Tournament Rosters:** Concacaf Gold Cup (2019) ... Copa America (2016) ... FIFA U-17 World Cup (2015) ... Concacaf U-17 Championship (2015).

Professional – 2019-20: Made 15 league appearances (12 starts) for Chelsea before the new year ... Registered five goals and two assists ... Recorded an assist in the 3-2 win vs. Norwich (Aug. 24) ... Recorded an assist in the 4-1 win vs. Southampton (Oct. 6) ... Became the second and youngest American to score a Premier League hat trick on Oct. 26 at Burnley ... Scored in a 2-1 win vs. Watford (Nov. 2) ... Scored in a 2-0 win vs. Crystal Palace (Nov. 9) ... Played four matches in the UEFA Champions League group stage, registering a goal and assist ... Assisted in the 1-0 win vs. Ajax (Oct. 23) ... Scored in the 2-2 draw vs. Valencia (Nov. 27) ... **2018-19:** On Jan. 2, 2019, agreed to transfer fee to English Premier League side Chelsea, with the \$73 million fee setting a new record for a U.S. international ... Was immediately loaned back to Borussia Dortmund for the remainder of the season ... Finished the season with 30 appearances across all competitions ... Tallied his first goal of the season in a 1-0 UEFA Champions League victory at Club Brugge (Sept. 18)... Scored again four days later in a 1-1 draw at Hoffenheim (Sept. 22) ... Recorded two assists in Dortmund's 7-0 rout of Nürnberg (Sept. 26) ... Provided an assist in a 4-0 win at Stuttgart (Oct. 20) ... Registered a goal, assist and drew the game-winning penalty kick in Dortmund's 3-2 extra time victory vs. Union Berlin (Oct. 31) ... Finished the season strong with two goals and an assist in his last here matches with the club ... **2017-18:** Appeared in 41 matches, making 35 starts while recording five goals and six assists across all competitions ... Scored in the German Super Cup against Bayern Munich (Aug. 5) ... Recorded a goal and assist in a 3-0 win vs. Wolfsburg (Aug. 19) ... Tallied in a 3-0 win vs. Hamburg (Sept. 20) ... Scored in a 2-1 win vs. Hoffenheim (Dec. 16) ... Recorded assists in back-to-back matches, a 3-2 win at Köln (Feb. 3) and 2-0 win vs. Hamburg (Feb. 10) ... Came off the bench to provide an assist in a 2-1 UEFA Europa League defeat to RB Salzburg (March 8) ... Recorded an assist and forced an own goal in a 3-2 league win vs. Eintracht Frankfurt (March 11) ... Scored off a mis-hit cross in a 3-0 win vs. Stuttgart (April 8) ... Recorded an assist and drew a penalty kick in a 4-0 win vs. Bayer Leverkusen (April 21) ... **2016-17:** In his first full season with the Borussia Dortmund first team, appeared in 43 matches, starting 22 while recording five goals and nine assists across all competitions ... Appeared in four of the club's five DFB-Pokal matches, helping Dortmund win the German Cup for the fourth time and becoming just the second American to win the prestigious competition... Earned the game-winning penalty kick to help BVB to a 2-1 win vs. Eintracht Frankfurt in the Final (May 27) ... Scored in Appeared in all 10 UEFA Champions League matches, recording a goal and three assists ... Contributed one of each in Dortmund's 4-0 win vs. Benfica in the second leg Round of 16 tie on March 8 ... Also assisted in a 6-0 win vs. Legia Warsaw (Sept. 14) and on a late equalizer in a 2-2 draw with Real Madrid (Sept. 27) ... Recorded a goal and two assists in a 6-0 win vs. Darmstadt on Sept. 17 ... Chipped in a goal and assist in a 3-3 draw at Ingolstadt on Oct. 22 ... Assisted in a 5-2 win at Hamburg on Nov. 5 ... Tallied in a 6-2 win vs. Bayer Leverkusen on March 4 ... Assisted in a 3-1 win vs. Eintracht Frankfurt on April 15 ... Drew the game-winning penalty kick in a 4-3 season-ending win vs. Werder Bremen (May 20) ... **2015-16:** Promoted to Borussia Dortmund first team at the beginning of 2016 ... Started four of nine matches, scoring two goals to help the club to a second-place league finish ... Made his first-team debut in a 2-0 win vs. Ingolstadt on Jan. 30 ... Started his first match, a 1-0 victory at Bayer Leverkusen on Feb. 21 ... At 17 years, 211 days, became the youngest non-German to score a Bundesliga goal (17 years, 211 days) in a 3-0 rout of Hamburg on April 17 ... A week later, became the youngest player to score two goals in the Bundesliga (17 years, 218 days) ... Signed with Borussia Dortmund in February 2015, beginning with the U-17 squad before being promoted to the U-19 team ahead of the 2015/16 season ... Record seven goals in 14 appearances for the U-19 team in 2015.

Youth – At seven years old, played with English club Brackley Town for a year while living in the England during his mother's Fulbright Scholarship ... Played for Michigan Rush while his father was the head coach of the indoor Detroit Ignition from 2006-07 ... Suited up for U.S. Soccer Development Academy club PA Classics from 2008-2015.

Personal: Born in Hershey, Pa. ... Holds Croatian citizenship ... Parents are Mark and Kelley who both played college soccer at George Mason ... Mark was a star forward for the indoor Harrisburg Heat from 1991-1999, served as an assistant for the Harrisburg City Islanders in 2003-04 and head coach of the indoor Detroit Ignition from 2006-2007 ... Is a fan of Justin Bieber and went to his concert in Cologne to celebrate his 18th birthday in September 2016.

TIM REAM'S BIO CONTINUED FROM PAGE 31

during the second half of the USA's 1-0 win against the Czech Republic on Sept. 3 in Prague ... That was his first game since the U.S. MNT's 1-0 loss to Ecuador on Oct. 11, 2011 ... **2011:** Reached career highs for both games played (6) and games started (5) ... Played the full 90 minutes in each game he started, including the U.S.'s first two matches in the CONCACAF Gold Cup, against Canada and Panama ... **2010:** Started in his first ever call up to the national team, helping the U.S. to a 1-0 win against South Africa on Nov. 17 in the Nelson Mandela Challenge in Cape Town ... **First Appearance:** Nov. 17, 2010 vs. South Africa ... **First Goal:** May 22, 2016 at Puerto Rico ... **First World Cup Appearance:** None ... **First WCQ Appearance:** Nov. 11, 2015 vs. St. Vincent and the Grenadines ... **Tournaments:** Concacaf Gold Cup (2011, 2015, 2019)

Professional – 2019-20: Made 24 appearances for Fulham in the English League Championship before the new year... **2018-19:** Made 29 appearances across all competitions in Fulham's return to the English Premier League ... **2017-18:** Made 48 appearances across all competitions, playing in all 44 league games and three promotion playoff matches as Fulham regained a place in the Premier League ... Was voted Fulham's Player of the Season, the third time he had taken the honor after winning it twice with Bolton ... Tallied in a 4-2 win at Cardiff City (Dec. 26) ... **2016-17:** Made 42 appearances across all competitions, helping Fulham to the Promotion Playoff Final where they ultimately fell to Huddersfield Town ... Scored his first goal for the club in a 2-1 loss to QPR (Oct. 10) ... **2015-16:** Transferred to Fulham prior to the start of the season, went on to appear in 32 matches across all competitions **2014-15:** Voted Player of the Year for the second-consecutive season ... Played in 42 league matches, recording four assists ... **2013-14:** Bolton Wanderers fans voted him fans player of the year ... Signed a new three-year contract with Bolton on July.6 ... **2012-2013:** Signed a three-and-a-half year deal with the Bolton Wanderers on Jan. 26 ... Made his debut during Bolton's 2-0 FA Cup win at Millwall on Feb. 18 ... Made Premiere League debut a week later in Bolton's 3-0 loss at Chelsea ... **2011:** Started all 31 games in which he featured for the Red Bulls in the regular season and playoffs ... Added an assist in the 2-2 tie against the New England Revolution on Aug. 20 ... **2010:** A finalist for the 2010 MLS Rookie of the Year Award ... Ended his first professional season starting all 30 league matches and helped New York capture its second regular season Eastern Conference title ... Made his professional debut on March 27, 2010, vs. the Chicago Fire ... On Sept. 11, 2010, Ream scored his first professional goal against the Colorado Rapids ... Drafted in the second round of the 2010 MLS SuperDraft ... **2010:** A finalist for the 2010 MLS Rookie of the Year Award ... Ended his first professional season starting all 30 league matches for New York and helped New York capture its second regular season Eastern Conference title ... Made his professional debut on March 27, 2010 vs. the Chicago Fire ... On Sept. 11, 2010 Ream scored his first professional goal against the Colorado Rapids ... Drafted in the second round of the 2010 MLS SuperDraft by New York Red Bulls.

College: Played four seasons at Saint Louis University ... Earned the 2009 Atlantic 10 Conference Defensive Player of the Year Award after contributing a career-high six goals and five assists while helping the team to post seven shutouts ... Was a NSCAA Third Team All-American selection as a senior ... Featured in 82 games during his career, missing just one match ... Was a three-time NSCAA First Team All-Mid Atlantic Region selection.

Personal: Majored in business administration ... Is an avid fan of the NHL's St. Louis Blues ... Was a two-time letter-winner in high school in basketball ... Parents are Scott and Patty Ream ... Father and two brothers played soccer at the collegiate level ... One of five siblings ... Best skill outside of soccer is cooking.

CRISTIAN ROLDAN'S BIO CONTINUED FROM PAGE 32

statistics in every category ... By season's end, the University of Washington product tallied four goals and three assists ... His first goal came in a 5-0 rout against FC Dallas (July 13), then followed up with another score two weeks later against the LA Galaxy. Roldan netted his third goal of the campaign in a 3-1 win over Portland (August 21), then added his fourth goal with a game-winning tally against Real Salt Lake on Decision Day (October 23) ... In the postseason, Roldan played all six matches, helping Seattle's defense secure four clean sheets as well as the club's first MLS Cup title ... **2015:** The No. 16 overall pick from the 2015 MLS SuperDraft out of the University of Washington, Roldan made 11 starts from 22 league appearances in the midfield – the third-most games played by a rookie in team history ... He also appeared in each of the club's three postseason matches ... A versatile workhorse, Roldan was relied upon to play various roles in midfield, and even dropped to left-back for the extra time period in the second leg of the Western Conference Semifinals against FC Dallas (November 8) ... Roldan ranked eighth on the club with 12 shot attempts and his nine corner kicks ranked fifth. Roldan recorded his first career MLS assist on a goal by Obafemi Martins in a 3-0 win against Vancouver Whitecaps FC (September 19).

College: In two decorated seasons at the University of Washington, Roldan started 38 of his 41 appearances, scoring 10 goals and seven assists ... As a sophomore in 2014, the midfielder appeared in 19 games, including 17 starts, scored three goals – two of which were game-winners – and added two assists ... He netted the overtime winner at Portland (September 27), and headed in a late game-winner against San Diego State (October 26) ... An All-Pac-12 First Team selection, Roldan was also named to the NSCAA Third Team All-America team, the TopDrawerSoccer.com Best XI, and the NSCAA All-Far West Region team ... In 2013, Roldan was named the *Soccer America* National Freshman of the Year, and was ranked the No. 2 freshman in

the nation by TopDrawerSoccer.com ... He started all 22 games on the season, scoring seven goals and tallying five assists ... In a 5-3 victory against San Diego State, Roldan scored two goals and added two assists (October 18) ... Roldan had game-winning headers against Oregon State (October 14) and San Diego State (October 25) ... In the first round of the NCAA Tournament, Roldan had a game and an assist in Washington's 4-2 win over Seattle University ... The Pac-12 Freshman of the Year was also named to the All-Pac-12 First Team ... He earned National Player of the Week honors twice: October 22 and November 26.

Youth Club: Roldan was named the 2013 National Player of the Year after leading El Racho High School to the Southern Section Division III title and a 29-2-1 record ... In his senior campaign, Roldan scored 54 goals and amassed 31 assists ... In 2012, he was named the *Daily News* Player of the Year, scoring 21 goals and adding 21 assists ... He played club soccer for Union Independiente.

Personal: His father Cesar is from Guatemala and mother Ana is from El Salvador ... Had the opportunity to play for both countries as well as the United States ... Out of respect to all three countries, never put his hand over his heart during the "Star Spangled Banner" until his first cap for the U.S. Men's National Team on July 12, 2017 vs. Martinique ... Is close friends with MNT and Sounders FC teammate Jordan Morris ... Younger brother Alex was selected by Seattle Sounders FC in the first round of the 2018 MLS SuperDraft and signed for the team that season ... Older brother Cesar is an assistant athletic trainer with the LA Galaxy.

JOSH SARGENT'S BIO CONTINUED FROM PAGE 33

U-20 MNT, playing in a 3-0 defeat and 1-0 win against France on March 21 and March 23, respectively ... 2017: 2017 U.S. Soccer Young Male Player of the Year ... His seven youth World Cup goals are tied for most all-time by a U.S. player ... The youngest USA player to score at the FIFA U-20 World Cup, took home the Silver Boot at the 2017 tournament in Korea Republic with four goals ... Named to the U-20 MNT's World Cup roster as the team's youngest player just two days after captaining the U-17s through the 2017 Concacaf U-17 Championship ... Started all five games for the U-20s at the World Cup, playing 422 of a possible 480 minutes ... Facing a 2-0 deficit in its World Cup opener against Ecuador, netted two goals for the USA en route to a 3-3 draw ... Scored the USA's lone goal in a 1-0 group stage win over Senegal ... Tallied the opening goal for the USA in its 6-0 Round of 16 victory over New Zealand ... **Under-17s:** Captained the USA to the quarterfinals at the 2017 FIFA U-17 World Cup in India, playing every minute of the team's five games, scoring three goals and adding an assist ... The second U.S. player to appear in the U-17 and U-20 World Cups in the same year ... Scored the opening goal in the USA's first game against host India, a 3-0 victory ... Netted in both of the U-17s' knockout round games against Paraguay and England ... Captained the USA to World Cup qualification at the 2017 Concacaf U-17 Championship in Panama City, Panama ... Scored a team-leading five goals and added two assists while starting all five games for the USA at World Cup qualifying ... Bagged a brace and added an assist in the USA's 4-3 group stage victory over Mexico ... Netted a hat trick against Portugal in the USA's opening match of the 2016 Nike International Friendlies ... Scored against Brazil in the tournament's final game, helping the USA clinch its first NIF title since 2013 ... Tallied the game-winning goal for the USA against the Netherlands at the 2015 Nike International Friendlies ... Scored 30 goals for the U-17s during the 2016-17 cycle, most on the team, and tied for the team lead in assists with 12 ... Netted multiple goals in eight games with the 17s ... Led the U-17 MNT with 49 appearances in 54 overall matches during the 2016-17 cycle, logging 3555 minutes, the second-most on the team ... **Under-14s and Under-15s:** Scored against England during his lone international trip with the U-15 Boys' National Team ... Earned his first National Team call-up to the U-14 BNT at the start of the team's 2013-14 cycle. **First Appearance:** May 28, 2018 vs. Bolivia ... **First Goal:** May 28, 2018 vs. Bolivia ... **First World Cup Appearance:** none ... **First World Cup Goal:** none ... **First WCQ Appearance:** none ... **First WCQ Goal:** none ... **First WCQ Assist:** none ... **Tournament Rosters:** FIFA U-20 World Cup (2017) ... FIFA U-17 World Cup (2017) ... Concacaf U-17 Championship (2017).

Professional – 2019-20: Appeared in 11 matches and recorded two goals and two assists for Werder Bremen prior to the Bundesliga's winter break ... Scored in the 21st minute of a 3-2 win vs. Augsburg (Sept. 1) ... Assisted in a 2-2 draw with Borussia Dortmund (Sept. 28) Tallied in the seventh minute of a 1-1 draw vs. Hertha Berlin (Oct. 19) ... Assisted on Davy Klaassen's trike in a 2-2 draw with Bayer Leverkusen (Oct. 26) ... **2018-19:** Broke through with the Werder Bremen first team just before the winter break, scoring two goals in three substitute appearances ... Ended the season with 10 total appearances... Made a remarkable first-team debut, scoring 86 seconds after entering as a substitute in the club's 3-1 win against Fortuna Düsseldorf (Dec. 7) ... With the goal, Sargent became the first modern era player to score in both his MNT and professional club debut ... Scored his second goal with the first team in a 3-2 defeat at RB Leipzig (Dec. 22) ... Appeared in 12 matches and registered seven goals to lead Werder Bremen II in scoring through the first half of the team's Regionalliga campaign ... Joined Werder Bremen on Jan. 1, 2018 and signed his first professional contract with the club on his 18th birthday, Feb. 20, 2018 ... Couldn't appear in official matches because he turned 18 outside of the transfer window, but moved to Bremen and trained with Werder II and the first team throughout the spring.

Youth: Spent youth soccer career with U.S. Soccer Development Academy club St. Louis Scott Gallagher ... Joined Scott Gallagher at age eight ... Enrolled for three semesters (Spring 2016, Fall 2016 and Spring 2017) at the U.S. Soccer Under-17 Residency Program at IMG Academy in Bradenton, Fla., training full-time with the nation's top youth players.

Personal: Parents Jeff and Liane both played college soccer ... Learned how to kick a soccer ball at age three.

ZACK STEFFEN'S BIO CONTINUED FROM PAGE 34

four matches, keeping two clean sheets and going 3-0-1 ... **2013:** Part of the U.S. squad at the FIFA U-20 World Cup, but did not appear in any matches ... **Under-18s – 2012-13:** Appeared in nine matches over the course of two years ... **First Appearance:** Jan. 28, 2018 vs. Bosnia and Herzegovina ... **First Shutout:** March 27, 2018 vs. Paraguay ... **Tournament Rosters:** Concacaf Gold Cup (2019) ... FIFA U-20 World Cup (2013, 2015) ... Concacaf U-20 Championship (2015).

Professional – 2019-20: Upon joining Manchester City in the summer of 2019, immediately went back out on loan to German Bundesliga side Fortuna Düsseldorf ... Appeared in 17 matches, keeping two clean sheets before the winter break ... Led all Bundesliga goalkeepers with 64 total saves before the winter break ... **2019:** Played in 13 matches for Columbus Crew SC, keeping four clean sheets before moving abroad ... **2018:** Secured a \$10 million transfer to Manchester City on Dec. 11, 2018 before being immediately loaned back to Columbus Crew SC ... Made 29 regular-season appearances (all starts) for Crew SC and recorded 12 wins and 12 shutouts ... Voted 2018 MLS Goalkeeper of the Year while helping Columbus back to the MLS Cup Playoffs ... Made two saves and kept a clean sheet during the first match of the season on the road against Toronto FC (March 3), and he recorded three saves in the first home match of the regular season against the Montreal Impact (March 10) to get his second win ... Against the Philadelphia Union (March 17), Steffen made three saves and earned a clean sheet in a 0-0 draw. Steffen earned a call-up to the U.S. Men's National Team, registering a clean sheet during a friendly against Paraguay (March 27), and therefore did not make an appearance in Crew SC's match against D.C. United (March 24) ... He returned to Crew SC's starting lineup and made one save in a home match against Vancouver Whitecaps FC (March 31) ... Steffen made three saves in a home match against the New England Revolution (April 21), and he made one save in a home match against the San Jose Earthquakes (April 28) ... Steffen has recorded five consecutive shutouts in matches against Seattle Sounders FC (May 5), the Philadelphia Union (May 9), the Chicago Fire (May 12), the New England Revolution (May 19) and Sporting Kansas City (May 27), making 17 saves over that span ... Steffen did not make an appearance in home matches against Toronto FC (June 2) and the New York Red Bulls (June 9) because he was named to the U.S. Men's National team for friendlies against Ireland (June 2) and France (June 9) ... Against France, Steffen started and made seven saves to help secure a 1-1 draw ... He returned to Crew SC for a home match against Atlanta United FC (June 13) and recorded one save ... Steffen recorded a 525-minute shutout streak in regular-season action from the home match against the San Jose Earthquakes (April 28) to the home contest against Atlanta United FC (June 13) ... Steffen's shutout streak is the longest in Crew SC history and the eighth longest in MLS history ... He did not make an appearance in a road match against Los Angeles FC (June 23) or a home match against Real Salt Lake (June 30) after being listed as out with a left knee injury ... He returned to the starting lineup in a road match against the LA Galaxy (July 7) ... He returned to the starting lineup in road matches against the LA Galaxy (July 7) and New York City FC (July 14) ... In a home match against Orlando City SC (July 21), Steffen recorded three saves en route to his seventh win of the season, and in a road match against the New York Red Bulls (July 28), he tallied four saves en route to his eighth win of the season ... Steffen made a second-half appearance in goal in the 2018 MLS All-Star Game, making three saves in match action, his first All-Star appearance ... The following week, Steffen recorded his eighth clean sheet of the season, making five saves in the 1-0 win against the Houston Dynamo (August 11) ... He made two saves in road matches against Atlanta United FC (August 19) and against the Chicago Fire (August 23) ... In a home match against New York City FC (September 1), Steffen made three saves en route to his 10th win of the season ... Steffen made two starts for the U.S. Men's National Team in friendlies against Brazil (September 7) and Mexico (September 11) ... Against Mexico, Steffen recorded his second clean sheet in his last three international matches ... He recorded his ninth shutout of the regular season in a road match against FC Dallas (September 15), tying a single-season career high ... In a home match against the Philadelphia Union (September 29), Steffen recorded his 10th shutout of the regular season, marking a new single-season career-high for clean sheets ... He matched his 2018 MLS regular-season high in saves with six in a road match against the Montreal Impact (October 6) ... The following week, Steffen made five saves in a road match against Orlando City SC (October 21). He recorded his 12th win of the regular season in a home match against Minnesota United FC (October 28) ... **MLS Cup Playoffs:** He started in an Eastern Conference Knockout Round match against D.C. United (November 1), making two saves during a penalty-kick shootout to help Crew SC advance to the Eastern Conference Semifinals ... Steffen made three saves en route to recording his third MLS playoff clean sheet in Leg 1 of the Eastern Conference Semifinals at home against the New York Red Bulls (November 4) ... He started in Leg 2 of the Eastern Conference Semifinals against the New York Red Bulls (November 11). **2017:** Steffen made 34 appearances (all starts) and recorded 16 wins and nine shutouts, as well as recording 98 saves ... He made his regular-season team debut as a starter in the Opening Match against the Chicago Fire (March 4) ... The goalkeeper earned his first regular-season win for the club at D.C. United (March 18), making three saves en route to recording his first regular season shut-out and earning MLSSoccer.com's Team of the Week honors ... Steffen recorded his second win of the season at home against Portland Timbers (March 25) and would record another clean sheet and his third win of the season at home against Orlando City SC, making four saves (April 1) ... Steffen again made four saves against Chicago (April 8) and Toronto (April 15), tying his season and MLS career-high for number of saves ... He registered five saves at the New York Red Bulls (April 22), setting a new MLS career-high for saves in a game ... He recorded his fifth win, third shutout and tied his MLS career-high for saves in

a game with five saves against the New England Revolution (May 6) ... He made his first regular-season penalty kick save during a home match against Toronto FC (May 10) stopping an attempt by Jozy Altidore ... Steffen earned his seventh win and fourth shutout in regular-season action during a home match against Seattle Sounders FC (May 31) ... He was nominated for MLSSoccer.com's Save of the Week for his stop the road contest against Colorado (June 3) ... Steffen reached 50 saves in MLS and with Crew SC in a road match against Atlanta United FC (June 17) ... Steffen registered a secondary assist in a home contest against the Montreal Impact (June 24). He registered his fifth shutout of the season in a road match against Minnesota United FC (July 4) and registered his sixth shutout of the season in a home match against the Philadelphia Union (July 22) ... Steffen stopped his second penalty kick of the season in a road contest against the Philadelphia Union (July 26). He was nominated for MLSSoccer.com's Save of the Week following his stop of Jefferson Savarino's shot in the road match against Real Salt Lake (July 29) ... Steffen was nominated for MLSSoccer.com's Save of the Week following his stop of Chris Wondolowski's shot in a road contest against the San Jose Earthquakes, a match in which he matched his career-high of five saves in a single match (August 5) ... He started in the road match against Orlando City SC (August 19), recorded seven saves setting his new MLS career-high for saves in a game and reached 75 saves in MLS and for Crew SC ... Steffen started in a home match against the LA Galaxy (August 23) and helped the club keep a clean sheet, its seventh of the 2017 MLS regular season. He earned his 14th win of the 2017 MLS regular season in a home contest against the New York Red Bulls (September 23), tying with Steve Clark for most wins by a Crew SC goalkeeper in his first year of play for the club. Steffen earned his 15th win in a home match against D.C. United (September 30), setting the record for most wins by a Crew SC goalkeeper in his first year of play for the club ... He started in a road contest against Orlando City SC (October 15), registering his 16th win and ninth shutout of the season, surpassing Steve Clark for most shutouts by a Crew SC goalkeeper in his first year of play for the club ... Steffen started in a road match against New York City FC (October 22), tying his career-high for saves in a match with seven saves, earning MLSSoccer.com Team of the Week honors and a nomination for MLSSoccer.com's Save of the Week for his stop against David Villa in that match ... Steffen made five appearances (all starts) in the Audi 2017 MLS Cup Playoffs, recording 19 saves, one win and two shutouts ... He started in a Knockout Round against Atlanta United FC (October 26), recording an MLS career-best eight saves and his first Audi MLS Cup Playoffs shutout ... As a result of Steffen playing, starting and recording a shutout, he is now the youngest Crew SC goalkeeper to achieve each feat at 22 years, 207 days old ... He also started in a home match during the First Leg of the Eastern Conference Semifinals against New York City FC (October 31), earning his first Audi MLS Cup Playoffs win and becoming the youngest Crew SC goalkeeper to do so at 22 years, 212 days old ... Steffen started in a road match against New York City FC (November 5) in the Second Leg of the Eastern Conference Semifinals ... He started in a home match against Toronto FC (November 21) in the First Leg of the Eastern Conference Championship, earning his second shutout of the Audi 2017 MLS Cup Playoffs ... Steffen started in a road match against Toronto FC (November 29) in the Second Leg of the Eastern Conference Championship, saving a penalty-kick attempt from Toronto's Victor Vazquez ... **2016:** Signed with Columbus Crew SC as a Discovery Signing on July 22, 2016 ... He made his matchday 18 debut with the club by serving as Steve Clark's backup at Toronto (July 31) ... He was loaned to the Pittsburgh Riverhounds on a game-by-game basis on August 13 and made his first appearance for the club that day with a start and a victory while making six saves against Bethlehem ... Recorded a clean sheet for the Riverhounds at Orlando City B (September 3) ... He continued as the starting keeper for Pittsburgh at Charlotte (September 10) and vs. Cincinnati (September 14), where he recorded another shutout ... He was in the Crew SC matchday 18 as Steve Clark's backup at D.C. United (September 28) and was in the matchday 18 as Brad Stuver's backup at New York City FC (October 23) ... **2015-16:** The goalkeeper remained with SC Freiburg II ... He made his first career Regionalliga Südwest appearance and start on August 1, 2015 against Saarbrücken, keeping a clean sheet in a 0-0 draw ... He would go on to make 14 appearances during the season, all starts, with three shutouts ... **2014-15:** Steffen turned professional by signing with German club SC Freiburg on December 12, 2014 ... He spent the season with SC Freiburg II in the Regionalliga Südwest, where he made his first matchday 18 appearance on February 28, 2015 against Eintracht Trier.

College: Played two seasons at the University of Maryland, playing every minute in goal for the Terrapins in 2013 and 2014 ... During his freshman season, Steffen made 76 saves and registered eight shutouts, earning ACC All-Freshman team honors as well as NCAA Championship Most Valuable Defensive Player recognition as Maryland finished as national runners-up ... In 2014, he was named the Most Valuable Defensive Player of the Big Ten Tournament as he registered nine shutouts over the duration of the season.

Youth Club: Played for FC DELCO's Development Academy, where he earned East Conference Player of the Year in the U-16 age group during the 2011-12 Academy season ... In 2012, Steffen led the Philadelphia Union's U-17 team to a Cup championship over Toronto FC, highlighted by two penalty kick saves in the shootout of the title game.

Personal: Steffen's family includes his mother Stefanie, stepfather Derek and father William as well as two sisters (Katy and Lexy) and two brothers (Benjamin and Colten) ... Away from the game, he loves to be near water and lists canoeing and swimming as hobbies ... His favorite vacation spot is any beach, such as those found in North Carolina, Maryland or New Jersey ... He also enjoys watching Netflix, including Modern Family and Breaking Bad among his favorites ... He likes listening to hip-hop, alternative and indie music ... Growing up, he looked up to Tim Howard and has said Howard has continued to mentor him since he's moved back to Europe.

WIL TRAPP'S BIO CONTINUED FROM PAGE 35

called-in for U-20 duty at the Toulon Tournament, held from May 28 to June 8, 2013 and earned four caps ... The midfielder earned a 2013 CONCACAF U-20 Championship Best XI selection, scoring one goal in the tournament ... Trapp also competed with the U-14, U-15 and U-18 National Teams ... **First Appearance:** Jan. 28, 2015 at Chile ... **First Goal:** none ... **First World Cup Appearance:** none ... **First World Cup Goal:** none ... **First WCQ Appearance:** none... **First WCQ Goal:** none ... **First WCQ Assist:** none ... **Tournament Rosters:** Concacaf Gold Cup (2019) ... FIFA U-20 World Cup (2013) ... Concacaf Olympic Qualifying Championship (2015) ... Concacaf U-20 Championship (2013).

Professional – 2019: Made 28 regular season appearances (26 starts) and provided four assists ... **2018:** Made 30 regular-season appearances (29 starts as a central midfielder), scoring one goal and providing one assist ... He played all 90 minutes in the first match of the regular season on the road against Toronto FC (March 3), making his 125th start in the process, and he played all 90 minutes in the second and third matches of the regular season against the Montreal Impact (March 10) and the Philadelphia Union (March 17) ... Trapp earned a call-up to the U.S. Men's National Team, captaining the team in a friendly against Paraguay (March 27), and therefore did not make an appearance in Crew SC's match against D.C. United (March 24) ... He returned to the pitch and captained Crew SC in a home match against Vancouver Whitecaps FC (March 31) ... He played all 90 minutes in every match from a road match against the Chicago Fire (April 7) to a home match against the Philadelphia Union (May 9) ... He returned to the starting lineup for road matches against the New England Revolution (May 19) and Sporting Kansas City (May 27) ... Trapp did not make an appearance in the home matches against Toronto FC (June 2) and the New York Red Bulls (June 9) because he was captaining the U.S. Men's National Team in friendlies against Ireland (June 2) and France (June 9) ... Trapp returned to captain Crew SC in a home match against Atlanta United FC (June 13) ... He started in an international friendly at home against Costa Rican side Deportivo Saprissa (July 3) ... In a home match against Orlando City SC (July 21), Trapp scored the game-winning goal in the second minute of second half stoppage time and was subsequently named to MLSSoccer.com's Team of the Week ... Additionally, he was awarded MLSSoccer.com's Goal of the Week as voted on by MLS fans ... In a road match against Atlanta United FC (August 19), Trapp provided an assist on Gyasi Zardes' 50th-minute goal ... In a road match against Atlanta United FC (August 19), Trapp provided an assist on Gyasi Zardes' 50th-minute goal ... He captained the U.S. Men's National Team in friendlies against Brazil (September 7) and Mexico (September 11) ... After returning from international duty he made his first substitute appearance of the year in a road contest against FC Dallas (September 15) ... He started in consecutive matches from a road match against the Portland Timbers (September 19) to a home match against Minnesota United FC (October 28) ... Trapp made three appearances (both starts as a central midfielder) in the Audi 2018 MLS Cup Playoffs ... He started in an Eastern Conference Knockout Round match against D.C. United (November 1) and in both legs of the Eastern Conference Semifinals against the New York Red Bulls (November 4 and November 11) ... Trapp did not make an appearance in the 2018 Lamar Hunt U.S. Open Cup after being called up to represent the U.S. Men's National Team in a friendly against Ireland (June 2) ... **2017:** Trapp made 34 regular-season appearances (all starts), all as a center midfielder, and recorded five assists ... He made his season debut as a starter in the Opening Match against the Chicago Fire (March 4), wearing the armband for the first time since being officially named captain of the team ... Following his appearance against the Portland Timbers (March 25) he was named to MLSSoccer.com's Team of the Week ... He made his 100th regular-season appearance for Crew SC against Toronto FC (April 15) and made his 100th regular-season start for Crew SC against the New England Revolution (May 6) ... Trapp recorded his first assist of the season in a road match against the New England Revolution (May 21), setting up Ola Kamara's goal which was nominated for MLSSoccer.com's Goal of the Week ... Trapp started in an international friendly at home against Eintracht Frankfurt (July 14) ... He started in a road match against Vancouver Whitecaps FC (September 16) and recorded his fifth assist of the 2017 MLS regular season, setting a new career-high for number of assists in single regular season en route to earning MLSSoccer.com's Team of the Week honors ... Trapp started in a road match against Orlando City SC (October 15), earning a spot on MLSSoccer.com's Team of the Week for his performance ... Trapp made five appearances (all starts) at center midfield in the Audi 2017 MLS Cup Playoffs ... **2016:** Trapp made 30 appearances (29 starts) for Crew SC at central midfield ... He received a call-up from the United States National Under-23 team and captained the side for two starts against Colombia in an Olympic qualification playoff (March 25, March 29) ... Upon return from international duty, he started again at FC Dallas (April 2) and has continued in the starting lineup for every match through the contest vs. San Jose (August 27) ... Trapp was named to the 2016 AT&T MLS All-Star Gameday Roster, becoming the first Homegrown Player in Crew SC history to receive that honor ... He played 45 minutes against Arsenal FC in the game (July 28) as a halftime substitute ... He registered his first assist of the season in the match vs. New York City (August 13) ... He missed the matches at LA (September 3), vs. Vancouver (September 10), at Orlando (September 17) and vs. New England (September 25) after being listed as questionable ... He returned to the starting lineup by playing 90 minutes at D.C. United (September 28) ... He made two appearances in the 2016 Lamar Hunt U.S. Open Cup as he came on as a substitute against Tampa Bay (June 15) and at Chicago (June 28) ... **2015:** Trapp made 19 appearances (17 starts) at central midfield, notching three assists ... He made his season debut with a start at central midfield against Houston (March 7) and he notched his first assist of the season on Kei Kamara's goal in the win over Toronto FC (March 14) ... He missed the match versus New York (March 28) after being listed as questionable, returned to the lineup with a start at Vancouver (April 8) and was again listed as questionable with concussion

symptoms ahead of the club's next 13 matches, and did not dress ... He returned to League action with a substitute appearance vs. New York (July 4) ... Trapp made his first League start since April 8 with a start at Chicago (July 15), helping Crew SC keep a clean sheet in a 1-0 win ... He earned a call-up by the United States Under-23 team ahead of a training camp in England, returning from the camp to start against FC Dallas (September 6) ... He earned another U-23 call-up ahead of the 2015 CONCACAF Olympic Qualifying Championship, where he captained the side to a Third Place finish and a nod to play Colombia in early 2016 in a playoff for a berth in the Olympics ... Trapp helped the club keep its second consecutive clean sheet as well as notched his third assist of the season in a start against D.C. United on Decision Day (October 25) ... In the Audi 2015 MLS Cup Playoffs, he started all five matches for Columbus ... In the 2015 Lamar Hunt U.S. Open Cup, Trapp made his first on-field appearance at the time since April 8 at Vancouver with a substitute appearance in the Round of 16 at Orlando (June 30) ... **2014:** Trapp made 28 starts at central midfield, where he recorded one goal and four assists ... He started and was named Vice Captain for the Black & Gold in the team's Season Opener against D.C. United (March 8) and has worn the captain's armband twice: at Portland (May 17) and against Chicago (May 24) ... He recorded the game-winning assist in the club's 2-1 home-opener victory against Philadelphia (March 22) ... He was called-in for the U.S. Under-21 camp (April 20-24) but was kept in Columbus as a precautionary measure following a slight groin tweak following the D.C. match (April 19) ... Trapp played in the next match against New York (April 26) ... He was issued a red card following a second caution in the 80th minute on the road against Sporting Kansas City (May 4) and missed Columbus' midweek match at Houston (May 7) ... He did not travel and missed the match at Toronto FC (May 31) with a "slight knee knock" suffered ahead of the match ... He returned to the starting lineup and played 68 minutes versus FC Dallas (June 29) as well as 90 minutes at Colorado (July 4) and at New York (July 12) ... He was named to and represented the Black & Gold at the inaugural Chipotle MLS Homegrown Game as part of the AT&T MLS All-Star Game festivities ... Trapp scored his first career MLS goal at Houston (September 13) ... He made his postseason debut by starting at central midfield in the Black & Gold's opener versus New England (November 1) ... He also started in the second leg at the Revolution (November 9) ... Trapp made one appearance – a substitute appearance – at midfield in the 2014 Lamar Hunt U.S. Open Cup tournament ... He came on as a substitute in the Fifth Round match at Chicago (June 25) after recovering from a right knee sprain ... **2013:** The Homegrown Player made his professional debut, made 16 starts in the midfield and recorded one assist for the Black & Gold in his rookie season and earned the club's Breakout Performance of the Year award ... Trapp missed seven matches while on international duty with the U.S. Men's Under-20 National Team for camp, the Toulon Tournament and the 2013 FIFA U-20 World Cup from May 26 through June 29 ... He made his MLS debut with a start in the central midfield against Portland (July 7) – becoming the fourth Columbus Homegrown Player in club history to start a match – and earned "Barbasol Man of the Match" honors as he led all players in passing percentage with an 86 percent completion rate ... He also started in the international friendly against Wigan Athletic (July 13), made a fourth consecutive start in the match against New York (August 10) and recorded his first career assist on Federico Higuain's "Goal of the Week" winner ... Trapp started in each of Columbus' final 16 League matches ... He left the match against Houston (September 4) with a lower-body injury and was able to start in the next match at Sporting KC (September 7) ... In MLS Reserve League action, Trapp made four appearances, including two starts.

College: The midfielder started 45 matches for the Zips in two seasons at Akron ... He finished his college career with eight assists and one goal ... Trapp was a two-time All-MAC First Team honoree in both seasons at Akron ... As a freshman, Trapp was named MAC Newcomer of the Year and the top freshman in the nation by TopDrawerSoccer.com.

Youth Club: Trapp won 2010 NSCAA National High School Player of the Year ... The midfielder was the fifth-ranked recruit in the country by both Top Drawer Soccer and *College Soccer News* and a Top Drawer Soccer five-star recruit ... Trapp served as Crew Soccer Academy team captain for the U-16 and U-18 age groups and was two-time Columbus Crew Academy player of the year (2009, 2010) ... Trapp won the Ohio Gatorade Player of the Year (2009) and compiled a 41-1-2 record over a two-year high school career at Gahanna ... He helped the Golden Lions' clinch their first state championship in 2009 with the game-winning penalty kick in the shootout ... Trapp was a two-time high school All-American.

Personal: Trapp is the son of John and Liz Trapp and married his wife Beth in early December 2016 ... The couple welcomed their first child in October 2019 ... His grandfather emigrated from Greece where he played semi-professional soccer ... Outside of MLS, Trapp supports Dortmund as his favorite club and is a fan of the Cincinnati Bengals outside of soccer ... In his spare time, Trapp likes playing euchre, reading fiction books and watching movies, specifically sci-fi and fantasy flicks ... His favorite soccer memory is when he served as the captain of the U.S. Under-20 team in 2013 ... Trapp's favorite vacation spot is Lake Charlevoix, Michigan and he'd love to travel to New Zealand someday ... His role model is his father, John ... Growing up, Trapp looked up to former Spanish international Xabi Alonso ... He speaks English and some Spanish.

DeANDRE YEDLIN'S BIO CONTINUED FROM PAGE 36

Grenadines on Nov. 13 ... Found Bobby Wood for his 108th minute equalizer in the 3-2 CONCACAF Cup defeat to Mexico on Oct 10 in Pasadena, Calif ... Assisted on Clint Dempsey's 70th minute equalizer in the MNT's 1-1 draw with Panama on July 25 ... Provided the assist on Timmy Chandler's long-distance 58th minute strike in a 4-0 win against Guatemala on July 3 ... Assisted on John Brooks' 70th minute header in 4-3 win over No. 6 ranked Netherlands on June 5 ... **2014:** In total made 10 appearances, tied for third-most

on the team ... Came on as a second-half sub against Germany on June 26 in the final game of the FIFA World Cup group stage and as an injury replacement against Belgium on July 1 in the Round of 16 ... Made his World Cup debut against Portugal on June 22 in the second match of the group phase when he came on in the 72nd minute ... Against Portugal, made a pass from the right side into the box that eventually was crossed by Graham Zusi and led to Clint Dempsey's go-ahead goal ... Received his first call up to the senior National Team for the USA's 2014 January camp that was split between Carson, Calif., and Sao Paulo, Brazil ... Made his international debut at the end of that camp as a 74th-minute sub in a 2-0 defeat of the Korea Republic on Feb. 1 ... Made three more substitute appearances in the lead up to the 2014 FIFA World Cup, coming on in the second half against Mexico on April 2, Azerbaijan on May 27 and Turkey on June 1 ... **Under-20s:** Named to the U.S. squad for the 2013 FIFA U-20 World Cup in Turkey, making his international debut against Portugal in a 3-1 victory ... In total, made four appearances for the U.S. U-20 squad in 2013. **First Appearance:** Feb. 1, 2014, v. Korea Republic ... **First Goal:** none ... **First World Cup Appearance:** June 22, 2014 vs. Portugal ... **First World Cup Goal:** none ... **First WCQ Appearance:** Nov. 13, 2015 vs. St. Vincent and the Grenadines ... **First WCQ Goal:** none ... **First WCQ Assist:** Nov. 13, 2016 vs. St. Vincent and the Grenadines ... **Tournament Rosters:** FIFA World Cup (2014) ... Concacaf Gold Cup (2015) ... Copa America (2016) ... FIFA U-20 World Cup (2013).

Professional – 2019-20: Recovered from groin surgery in the spring and made 10 Premier League appearances before the new year... First game back was a 5-0 defeat at Leicester City on Sept. 29 ... Scored a highlight-reel diving header to equalize in the club's 2-1 home win vs. Bournemouth (Nov. 9) ... **2018-19:** Made 29 league appearances, recording a goal and two assists ... Assisted in a 2-1 loss at Chelsea (Aug. 26) ... Scored his first goal in English football in a 2-1 loss at Manchester City (Sept. 1) ... Assisted in a 2-2 draw vs. Bournemouth (March 16) ... Underwent groin surgery in early May ... **2017-18:** Slowed by a hamstring injury at the start of the season, Yedlin took the field for the first time in a 2-1 win vs. Stoke City (Sept. 16), but went on to make 33 appearances across all competitions as Newcastle United finished 10th ... Assisted in a 4-1 loss at Manchester United (Nov. 18) ... **2016-17:** Made a permanent transfer from Tottenham Hotspur to Newcastle United on Aug. 24 ... Started 21 of 27 league appearances, recording a goal and two assists in helping Newcastle United win the English League Championship and gain promotion to the Premier League Scored his first goal for the club in just his second appearance, tallying in second-half stoppage time of a 2-0 win at Derby County (Sept. 10) ... Made an additional two appearances in the FA Cup and three in the EFL Cup ... **2015-16:** After making just one appearance for Tottenham's first team during the 2014-15 season, Yedlin was sent on loan to fellow English Premier League side Sunderland on Sept. 1 ... Started 21 of 23 matches for Sunderland and was key in helping the Black Cats avoid relegation from the Premier League down the stretch ... Made one appearance each in the FA Cup and League Cup ... **2014:** Made 25 appearances in his sophomore season for Seattle ... Signed by Tottenham Hotspur to a contract that began in January of 2015 ... **2013:** Signed with the Seattle Sounders FC on January 11, becoming the Sounders' first Homegrown player ... Started 30 MLS games for the Sounders and led the team in minutes in his first year as a professional ... Scored his first professional goal against Tigres in a 3-1 win in the second leg of a CONCACAF Champions League aggregate victory ... Named to the MLS All-Star team for a match against Roma, the first rookie to make the All-Star team since 2005 ... Scored his first MLS goal against the Colorado Rapids in a 1-1 draw on July 20.

College – 2012: An All-MAC First Team honoree for the second straight year ... Appeared in all 22 games, making 21 starts at right back. Finished third on the team with six assists ... **2011:** *College Soccer News* Freshman All-American ... All-MAC First Team honoree ... Appeared in all 23 games, including 20 starts ... Started the first 16 matches at right back ... Netted his first career goal in a win against Ohio State on Sept. 28.

Personal: Raised by his grandparents Ira Yedlin and Vicki Walton in Seattle ... When Yedlin was a kid, he served as a ball boy at Sounders games when the club still played in the United Soccer League ... Like the United States, his heritage is a melting pot ... He's one-quarter African American, one-quarter Native American and half Latvian ... His uncle, Dylan Walton-Yedlin, was a two-time All-American in football at Union College in Schenectady, N.Y. ... Changes hairstyles often, a trait he credits to the strict rules regarding how his hair had to look at the high school he attended ... Has an English Bulldog named "Simba" ... Enjoys cooking, traveling and hiking.

JACKSON YUEILL'S BIO CONTINUED FROM PAGE 37

loss on Aug. 9 ... MLS Cup Playoffs: Did not feature in loss against Vancouver Whitecaps FC at BC Place on Oct. 25 in the Knockout Round.

College: Joined the Earthquakes after two seasons at UCLA ... Made 32 starts in 40 games scoring nine goals and providing 17 assists for the Bruins ... Named 2015 and 2016 NSCAA First Team All-Far West Region and First Team All-Pac-12 Conference ... Led led the Pac-12 with 11 assists, and ranked fifth in the nation in total assists and assists per game in 2016 ... Set an NCAA record with three assists in 32 seconds on Sept. 5, 2016 in UCLA's match against the University of Akron.

GYASI ZARDES' BIO CONTINUED FROM PAGE 38

12) ... **2016:** Started 11 of 12 matches, racking up three goals and three assists before a broken metatarsal in his right foot ended his season early ... Assisted twice, including Clint Dempsey's game-winner in a 4-0 World Cup Qualifying victory vs. Guatemala on March 29 ... Recorded his first brace in a 4-0 win vs. Bolivia

on May 28 ... Assisted on Clint Dempsey's game-winner in a 1-0 victory against Paraguay to clinch the team's Copa America Centenario group ... Scored the difference-maker in the MNT's 2-1 victory against Ecuador in the Quarterfinals of Copa America Centenario on June 16 ... **2015:** Appeared in 19 matches, tying Claudio Reyna's 1994 record for most caps in a debut year with the MNT ... Added three goals and four assists over 1403 minutes ... Tallied his first World Cup Qualifying goal in the 58th minute of the USA's 6-1 victory vs. St. Vincent and the Grenadines on Nov. 13 ... Scored the second goal in the MNT's 6-0 rout of Cuba in the Gold Cup quarterfinal on July 18 ... Provided a close-range tap-in for Chris Wondolowski in the 86th minute of the MNT's 4-0 win vs. Guatemala on July 3 ... Scored his first international goal in the 33rd minute of a 4-3 comeback with against No. 6 ranked Netherlands on June 5 in Amsterdam ... Earned his first career assist on Clint Dempsey's 37th minute strike in a 2-0 friendly win against Panama on Feb. 8 in his home stadium, The StubHub Center in Carson, Calif. ... **First Appearance:** Jan. 28, 2015 at Chile ... **First Goal:** June 5, 2015 at Netherlands ... **First World Cup Appearance:** none ... **First World Cup Goal:** none ... **First WCQ Appearance:** Nov. 13, 2015 vs. St. Vincent and the Grenadines ... **First WCQ Goal:** Nov. 13, 2015 vs. St. Vincent and the Grenadines ... **Tournament Rosters:** Concacaf Gold Cup (2015, 2017, 2019) ...

Professional – 2019: Recorded 13 goals in 28 matches, hitting double-digit goals for the second-straight season and third time in his career ... Added two assists ... **2018:** Traded to Columbus in January and went on to make 33 regular-season appearances (all starts as a forward), scoring 19 goals ... He scored a goal while playing all 90 minutes during the first match of the season on the road against Toronto FC (March 3), his Crew SC debut ... In the home opening match against the Montreal Impact (March 10), Zardes recorded a brace, including a game-winning penalty kick goal in the 90+4 minute ... Zardes was named to MLSsoccer.com's Team of the Week following his two goal performance against Montreal ... He also played all 90 minutes against the Philadelphia Union (March 17) and D.C. United (March 24) ... He scored his fourth goal of the season in a home match against Vancouver Whitecaps FC (March 31), and he scored his fifth goal of the season in a home match against the New England Revolution (April 21) ... Zardes recorded his 125th MLS start in a home match against the San Jose Earthquakes (April 28) ... He scored his six goal of the season in a home match against the Philadelphia Union (May 9) ... The goal was also his second game-winning goal of the 2018 MLS regular season ... In the following match against the Chicago Fire (May 12), Zardes recorded a brace. Zardes' performances against the Union and the Fire earned him a MLSsoccer.com's Team of the Week, and Alcatel Player of the Week honors ... Zardes scored his 9th goal of the season in a home match against Toronto FC (June 2) ... In a home match against the New York Red Bulls (June 9), he scored his 10th goal of the season, and extended his streak of consecutive home matches with a goal to four ... After starting in matches against Atlanta United FC (June 13) and Los Angeles FC (June 23), Zardes scored his second penalty kick goal of the season in a home match against Real Salt Lake (June 30) ... He started in an international friendly at home against Costa Rican side Deportivo Saprissa (July 3), scoring a goal in the 28th minute of the match ... In a home match against Orlando City SC (July 21), Zardes recorded his third brace of the 2018 MLS regular-season, scoring in the 51st and 88th minute ... In a home match against the Houston Dynamo (August 11), Zardes scored the game-winning goal in the first-minute of second-half stoppage time, and he was named to MLSsoccer.com's Team of the Week for his efforts ... The following week, he scored a goal in a road match against Atlanta United FC (August 19) ... The following week, he scored a goal in a road match against Atlanta United FC (August 19). Zardes made two appearances for the U.S. Men's National Team in friendlies against Brazil (September 7) and Mexico (September 11) ... After returning from international duty, Zardes started in consecutive matches from a road contest against FC Dallas (September 15) to a road match against Orlando City SC (October 21) ... Against the Colorado Rapids (September 22), he scored his 16th goal of the 2018 MLS regular season and the 50th regular-season goal of his MLS career ... In the final regular-season match of 2018, against Minnesota United FC (October 28), Zardes recorded his first career hat trick to bring his 2018 total to a career-high 19 goals ... For his efforts, he was named to MLSsoccer.com's Team of the Week, and named the Alcatel MLS Player of the Week for the second time in 2018 ... Zardes made three appearances (two starts as a forward and one start as a right midfielder) in the Audi 2018 MLS Cup Playoffs and scored one goal ... He started in an Eastern Conference Knockout Round match against D.C. United (November 1) ... He scored the game-winning goal in Leg 1 of the Eastern Conference Semifinals against the New York Red Bulls (November 4) and started in Leg 2 (November 11) ... Zardes was named to the Gameday 18, but did not make an appearance in the 2018 Lamar Hunt U.S. Open Cup ... **2017:** Made 24 regular-season appearances (23 starts) in 2017, registering six goals and five assists ... He was twice selected for MLS Team of the Week ... He suffered a season-ending foot injury in August that kept him from making more appearances. He made his season debut in a home contest against FC Dallas (March 4) ... **2016:** Started 17 of 19 matches, recording six goals and five assists for the LA Galaxy before suffering a broken metatarsal in his right foot on Aug. 27 ... Tallied a brace in the LA Galaxy's 3-1 win vs. San Jose on March 19 ... Recorded two assists in the club's 4-2 win against New England on May 8 ... Made two appearances for the LA Galaxy in the Lamar Hunt U.S. Open Cup, coming off the bench in a 4-2 Quarterfinal win vs. Seattle Sounders on July 20 and a 2-1 Semifinal defeat to FC Dallas on Aug. 10 ... **2015:** Appeared in 29 matches, tallying six goals and four assists as the Galaxy qualified for the MLS Cup Playoffs, where he started and scored an additional goal in the club's 3-2 defeat to Seattle Sounders FC ... **2014:** Enjoyed a breakout year, scoring 16 goals, including six game-winners and two assists ... Formed one of the best forward partnerships in MLS alongside 2014 MLS MVP Robbie Keane as both forwards scored in double digits ... Set a Homegrown Player record for goals scored during a single MLS season ... Zardes scored the opening goal in the club's 2-1 MLS Cup victory over the New England Revolution to help the Galaxy win their fifth MLS Cup title ... **2013:** Zardes made his first team debut against

Real Salt Lake (4/27/2013), coming on for Jack McBean on the 53rd minute ... He scored his first goal on his third first team appearance against Vancouver (5/11/2013) ... Zardes finished his first season starting in 23 games out of 27 appearances, where he tallied four goals and four assists ... Additionally, he started twice in the MLS Playoffs ... Zardes' dynamic performance in his rookie year earned him a fourth place finish in MLS Rookie of the Year voting.

College: Played three seasons at Cal-State Bakersfield... **2012:** Zardes followed up scored 15 goals and added nine assists, each of which were team-highs, in 17 games, while helping the Roadrunners record a winning record for the fourth consecutive season ... He had two or more goals in four of his 17 games, including seven goals in a two-game stretch in mid-October ... **2011:** Zardes burst onto the scene as a sophomore scoring 18 times in 20 games while helping lead Bakersfield to a berth in the NCAA Division I Tournament for the first time in school history ... His 18 goals that season were the fourth most in Division I and he was selected the Mountain Pacific Sports Federation Player of the Year and a semifinalist for the MAC Hermann Trophy ... **2010:** Tallied five goals and a team-best seven assists in his first season of college soccer ... **2009:** Zardes sat out the 2009 season at CSU Bakersfield as a redshirt.

Personal: Majored in physical education and kinesiology ... Son of Glen and Linda Zardes ... Colors his hair blonde so his grandparents can more easily identify him on the field ... Zardes lives with his wife, Madison ... The couple have three children ... During his free time, Zardes enjoys reading books, particularly educational books about finances ... In addition to soccer, he plays golf in his free time ... Zardes plays video games, particularly the FIFA and Call of Duty franchises ... His favorite actors are Will Smith, Denzel Washington and Mark Wahlberg ... Zardes listens to all types of music and plays his guitar in his spare time ... His favorite dish is chicken parmesan ... He speaks English and some Spanish.

WALKER ZIMMERMAN'S BIO CONTINUED FROM PAGE 39

matches, tying his career high for goals in a season with four and adding one assist ... Totaled 2321 minutes ... Registered his first career brace, connecting with Carlos Vela twice to nod home both goals in LAFC's 2-0 win vs. San Jose (Sept. 22) ... Scored in back-to-back games, tallying the opening goal in a 3-0 win at Colorado Rapids (Oct. 6) before connecting again with Carlos Vela in a 4-2 win vs. Houston (Oct. 12) ... Playoffs: Played the full 90 minutes and registered an own goal in a 3-2 defeat to Real Salt Lake (Nov. 1) U.S. Open Cup: Appeared in all four matches, helping LAFC to the Semifinals in its first Open Cup appearance ... Registered an assist in a 3-2 Quarterfinal win vs. Sacramento Republic (June 20) ... **2017:** Appeared in 22 matches, starting 18, while registering a goal and assist ... Assisted in 2-0 win at Minnesota United FC (April 8) ... Scored FC Dallas' lone goal in a 2-1 loss at Columbus Crew SC (Aug. 26) ... Suffered knee injury in May after starting 10 of FC Dallas' first 12 league matches ... Returned on July 4 vs. D.C. United ... **2016:** Started 30 matches, tallying a career high four goals, three of them game winning (May 11 against Portland, July 4 against Orlando City SC and Oct. 1 against LA Galaxy) ... Started three Lamar Hunt U.S. Open Cup matches ... Started one CONCACAF Champions League match ... FCD won all four matches he scored in and finished the season 15-7-8 in matches he started ... **Playoffs:** Started both MLS Cup Playoff matches against Seattle ... **2015:** Appeared in 20 matches, starting 10, for a total of 1,084 minutes played ... **Playoffs:** Appeared in two matches, starting one, for a total of 126 minutes played ... **2014:** Appeared in 10 matches, starting nine, for a total of 770 minutes played ... **Playoffs:** Appeared in two matches, starting one, for a total of 95 minutes played ... 2013 Was selected by FC Dallas in the first round (seventh overall), of the 2013 MLS SuperDraft on Jan. 17 ... Made seven appearances for the first team, tallying two goals ... Made MLS debut on May 11 vs. D.C. United as a 90th minute sub ... Earned first MLS start on May 25 vs. San Jose, helping Dallas to a 1-0 win over the Earthquakes ... Scored first MLS goal as a second-half substitute on June 22 vs. Sporting Kansas City.

College: Played two collegiate seasons at Furman University ... **2012:** Started all 17 matches, finished second on the team in scoring with six goals and three assists ... Named to All-Southern Conference First Team ... **2011:** Appeared in all 22 matches, registering five goals and two assists ... Earned Southern Conference Freshman of the Year award and was named to All-Southern Conference First Team.

Youth Club: Played for the Gwinnett Soccer Association in Lilburn, Ga.

Personal: Son of David and Becky ... Has two siblings, Dawson and Carter ... Dawson was a punter at Clemson University ... Married wife Sally in December 2016 ... Began serving as a volunteer assistant coach with the UCLA Men's Soccer Team in 2019 ... Brother Dawson was a punter at Clemson University ... Loves smoothies ... Favorite superhero character is The Joker, specifically Heath Ledger's performance in "The Dark Knight." ... Favorite movie is "A Knights Tale."

U.S. Soccer Communications

312-808-1300 phone
communications@ussoccer.org
www.ussoccer.com

Neil Buethe: 312-528-1270

Email: nbuethe@ussoccer.org
Chief Communications Officer/Spokesman
Michael Kammarman: 312-528-1246

Email: mkammarman@ussoccer.org
U.S. MNT Press Officer

Aaron Heifetz: 424-233-3743
Email: aheifetz@ussoccer.org

U.S. WNT Press Officer

Chris Kennedy: 312-528-1292

Email: ckennedy@ussoccer.org

U.S. YNT & DA Press Officer

Ilyana Gutierrez: 312-528-1293

Email: igutierrez@ussoccer.org

Media Credentials

Andy Sevcik: 312-528-1267

Email: asevcik@ussoccer.org

Video requests

Federation Internationale**de Football Association (FIFA)**

FIFA headquarters

41-43-222-7777 phone

41-43-222-7878 fax

Media Department

41-43-222-7272 phone

41-43-222-7373 fax

Marketing & TV Division

41-41-727-0000 phone

41-41-727-0011 fax

www.fifa.com/associations

CONFEDERATIONS**Asian Football Confederation (AFC)**

60-3-8994-3388 phone

20-2-3824-7279 Comm. Dept.

60-3-8994-2689 fax

Main Email: info@cafonline.com

www.the-AFC.com

African Football Confederation (CAF)

20-2-3824-7272 phone

20-2-3824-7279 Comm. Dept.

20-2-3824-7274 fax

www.cafonline.com

Confederation of North, Central American and**Caribbean Association Football (CONCACAF)**

305-704-3232 phone

305-704-3232 Communications Dept.

305-397-8813 fax

Main Email: general.secretariat@concacaf.org

www.concacaf.com

Oceania Football Confederation (OFC)

64-9-531-4096 phone

64-9-531-5958 Comm. Dept.

64-9-529-5143 fax

Main Email: admin@oceaniafootball.com

www.oceaniafootball.com

South American Football**Confederation (CONMEBOL)**

59-5-21645-781 phone

59-5-21645-791 fax

Main Email: secretaria@conmebol.com

www.conmebol.com

Union of European Football**Associations (UEFA)**

41-848-00-2727 phone

41-848-04-2727 Comm. Dept.

418-48-01-2727 fax

www.uefa.com

SELECTED CONCACAF NUMBERS**Canada**

613-237-7678 phone

613-237-1516 fax

info@canadasoccer.com

www.canadasoccer.com

Costa Rica

506-2508-2900 phone

506-2589-1457 fax

ejecutivo@fedefutbol.com

www.fedefutbol.com

Honduras

504-22-311-436 phone

504-22-398-826 fax

fenafuth@fenafuth.org.hn

www.fenafuth.org.hn

Jamaica

876-929-8036 phone

876-929-0483 fax

jamff@hotmail.com

www.jamaicafootballfederation.com

Mexico

52-722-580-8000 phone

52-722-236-0290 fax

presidenciafmf@fmf.mx

www.femexfut.org.mx

Panama

507-233-3896 phone

507-233-0582 fax

info@fepafut.com

www.fepafut.com

Trinidad & Tobago

868-235-5057 phone

868-625-8150 fax

generalmail@ttffootball.org

www.ttfootball.org

PROFESSIONAL LEAGUES**Major League Soccer (MLS)**

212-450-1200 phone

212-450-1300 fax

212-450-1325 PR Fax

Dan Courtemanche: 212-450-1225

Marisabel Muñoz: 212-450-1262

Lauren Hayes: 212-450-1227

Angela Alfano: 646-682-5313

Carly Peters: 646-682-5316

Molly Dreska: 646-682-5301

Christa Mann: 212-450-1377

Charlie Corr: 646-682-5279

Paola Garcia: 212-450-1365

Paul-Michael Ochoa: 646-682-5206

Enrique Ferreyros: 646-682-5205

Gabriel Gabor: 917-364-2755

Rick Lawes: 646-342-3193

www.mlssoccer.com/league/media-contacts

National Women's Soccer League (NWSL)

312-549-8900 phone

communications@nwslsoccer.com

Kirsten Brierley: 312-549-8831

Email: kbrierley@nwslsoccer.com

www.nwslsoccer.com

United Soccer Leagues (USL)**[Championship, League One, League Two,****Super Y League]**

813-963-3909 phone

813-963-3807 fax

Ryan Madden:

Nicholas Murray: 813-269-1350

Matt Reed:

www.uslsoccer.com

U.S. SOCCER MEMBERS**United States Adult****Soccer Association (USASA)**

708-496-6870 phone

708-496-6879 fax

Anthony Isabelli 708-496-6875

www.usasa.com

US Club Soccer

843-614-4140 phone

Tyler Heffernan: 843-614-4140 x20

Elizabeth Heard: 843-614-4140 x18

info@usclubsoccer.org

www.usclubsoccer.org

U.S. Youth Soccer

800-4-SOCCER phone

972-334-9300 phone

972-334-9960

Whitney Francis

Steve Prince

Ryan Loy

www.usyouthsoccer.org

American Youth**Soccer Organization (AYSO)**

800-872-2976 phone

310-525-1155 fax

Yvonne Lara: 424-221-7971

www.ayso.org

Soccer Association**for Youth (SAY Soccer)**

800-233-7291 phone

513-769-3800 phone

513-769-0500 fax

Samantha Parker:

800-233-7291 x1116

Emmett Kresslein:

800-233-7291 x1124

info@saysoccer.org

www.saysoccer.org

OTHER NUMBERS**Amateur Athletic Union**

407-934-7200 phone

407-934-7242 fax

www.ausports.org

International Sports Images (ISI)

John Todd

650-814-2142 phone

www.isiphotos.com

info@isiphotos.com

Maccabi USA/Sports for Israel

215-561-6900 phone

215-561-5470 fax

Dakota Marine:

(215) 561-6900 Ext. 415

www.maccabiusa.com

National Association of**Intercollegiate Athletics (NAIA)**

816-595-8000 phone

816-595-8200 fax

www.naia.org

National Collegiate**Athletic Association (NCAA)**

317-917-6222 phone

317-917-6888 fax

www.ncaa.org

United Soccer Coaches

816-471-1941 phone

816-474-7408 fax

www.unitedsoccercoaches.org

National Soccer Hall of Fame

469-365-0043 phone

info@nationalsoccerhof.com

www.nationalsoccerhof.com

Soccer in the Streets (SITS)

888-436-5833 phone

www.soccerstreets.org

Special Olympics

202-628-3630 phone

202-824-0200 fax

www.specialolympics.org

Sports & Fitness**Industry Association (SFIA)**

301-495-6321 phone

301-495-6322 fax

info@sfia.org

www.sfia.org

U.S. Olympic Committee (USOC)

719-866-4529 phone

communications@usoc.org

www.teamusa.org

U.S. Soccer Foundation

202-872-9277 phone

202-872-6655 fax

info@ussoccerfoundation.org

www.ussoccerfoundation.org



USSOCCER.COM

OFFICIAL SPONSORS OF U.S. SOCCER

